



North Geelong

Suburb Report



Your connection to property insights



JellisCraig

NORTH GEELONG SUBURB REPORT

Median house price¹

Median

\$670k

Quarterly price change

7.20% ↑

Median unit price¹

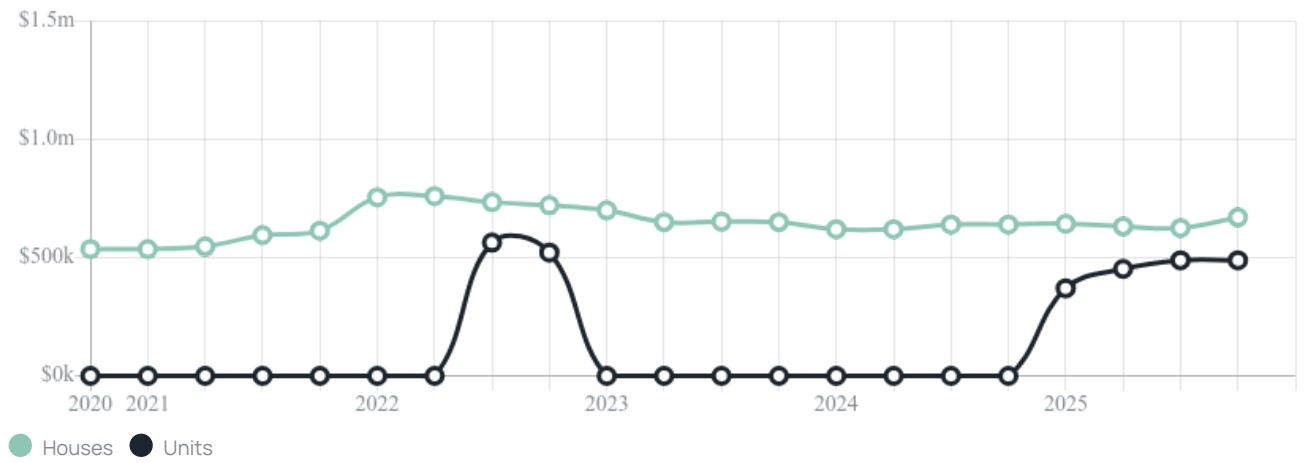
Median

\$489k

Quarterly price change

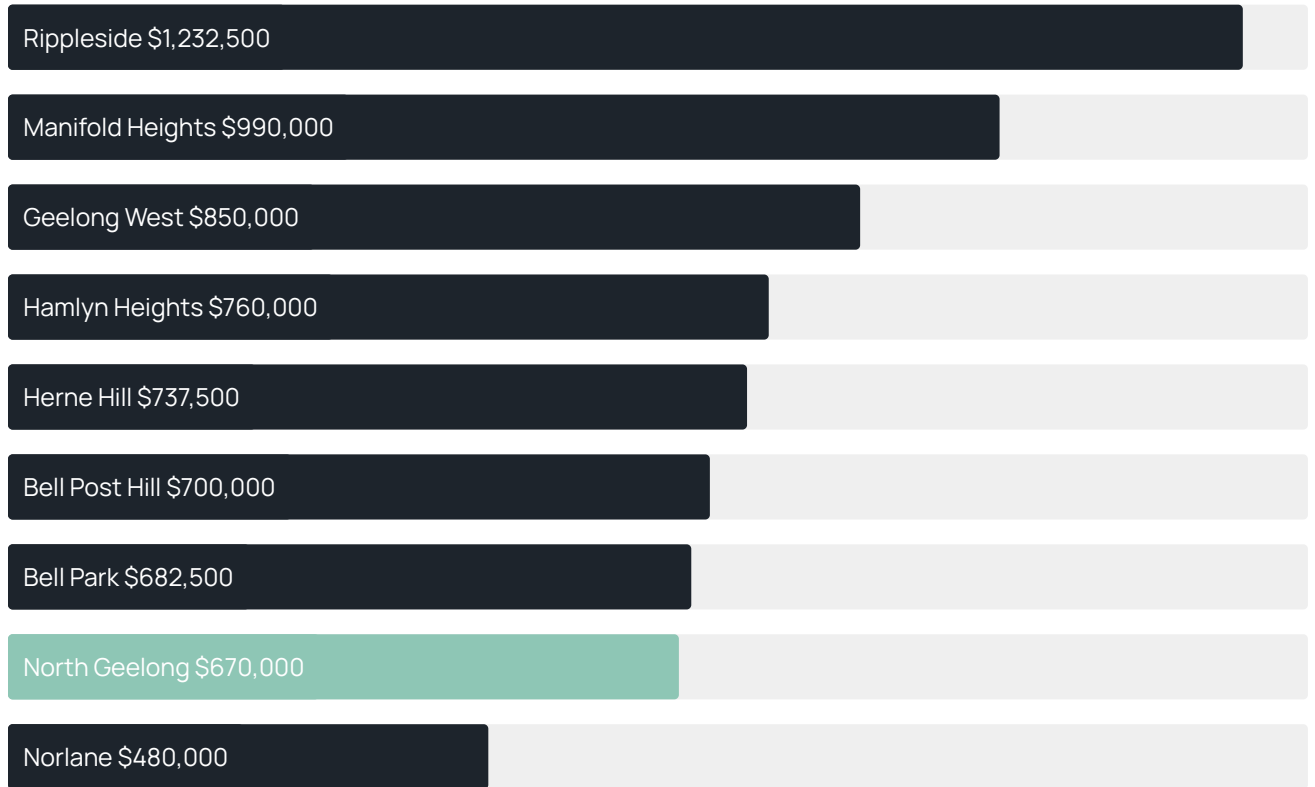
0.00% ↓

Quarterly price change¹

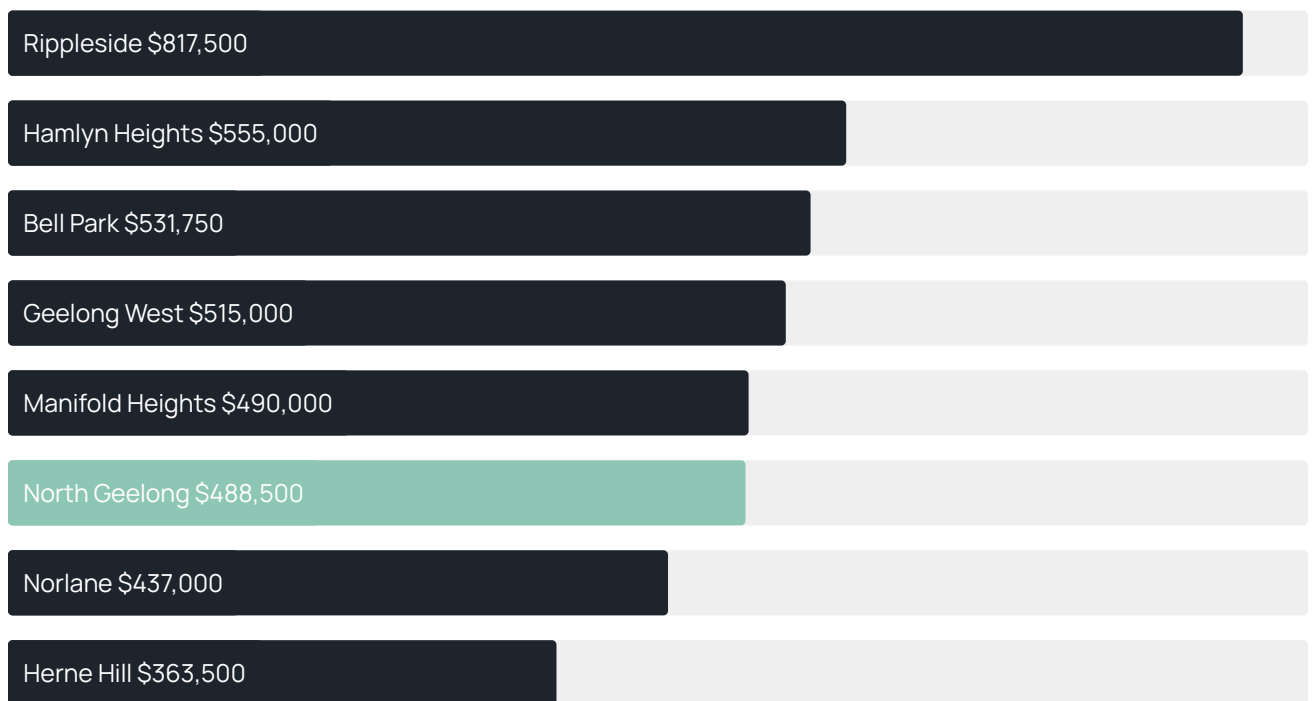


NORTH GEELONG SUBURB REPORT

Median house price¹



Median unit price¹



Sale method²



● Auction 16%
● Private 84%

Auction clearance rate³

100%

Median days on market³

16 days

Average hold period¹

7.0 years

Dwelling type⁵



● Houses 82% ● Units 18%

Ownership⁵



● Owned outright 28% ● Mortgaged 34% ● Rented 38%

Population⁵

3,225

Median asking rent¹

\$480 per week

Median age⁵

40 years

Rental yield¹

3.58%











Median household size⁵

2.3 people











NORTH GEELONG SUBURB REPORT

Recent North Geelong sales











Discover a snapshot of the most recent results for this suburb, to view the full 12 months of sales history, please go to jellisraig.com.au/suburb-reports

Address	Bedrooms	Type	Price	Sold
 6 Pattison Av North Geelong	2	House	\$495,000	27 Mar 2026
 83 Osborne Av NORTH GEELONG	2	House	\$605,000	18 Mar 2026
 23 Craddock St North Geelong	3	House	\$814,000	06 Mar 2026
 27 Saywell St North Geelong	3	House	\$625,000	28 Feb 2026
 30 Coxon Pde North Geelong	3	House	\$760,000	26 Feb 2026
 13 Wurrook Cirt North Geelong	4	House	\$820,000	18 Feb 2026
 60 Rutledge Blvd North Geelong	3	House	\$680,000	18 Feb 2026
 6/68-72 Osborne Av North Geelong	1	Unit	\$314,000	14 Feb 2026
 98 Walsgott St North Geelong	3	House	\$705,000	13 Feb 2026
 35 Stubbs Av NORTH GEELONG	3	House	\$845,000	12 Feb 2026

NORTH GEELONG SUBURB REPORT

Address	Bedrooms	Type	Price	Sold
 113 Wurrook Cirt North Geelong	3	House	\$565,000	07 Feb 2026
 52 Saywell St North Geelong	3	House	\$721,000	06 Feb 2026
 8 Walsgott St North Geelong	4	House	\$801,000	27 Jan 2026
 99 Kildare St North Geelong	3	House	\$632,000	21 Jan 2026
 40 Walsgott St North Geelong	3	House	\$725,000	18 Dec 2025
 135 Wurrook Cirt North Geelong	3	House	\$615,000	17 Dec 2025
 27 Stubbs Av North Geelong	3	House	\$915,000	06 Dec 2025
 206 Thompson Rd North Geelong	3	House	\$667,000	05 Dec 2025
 20 Balfour St North Geelong	4	House	\$970,000	05 Dec 2025
 30 Craddock St North Geelong	4	House	\$870,000	28 Nov 2025

NORTH GEELONG SUBURB REPORT

Address	Bedrooms	Type	Price	Sold
 27 Dobie Ct North Geelong	4	House	\$1,100,000	28 Nov 2025
 119 Wurrook Cirt North Geelong	3	House	\$620,000	21 Nov 2025
 50 Saywell St North Geelong	3	House	\$730,000	20 Nov 2025
 27 Osborne Av North Geelong	3	House	\$720,000	17 Nov 2025
 49 Walscott St North Geelong	3	House	\$702,000	15 Nov 2025
 4/52 Church St North Geelong	2	Unit	\$429,000	07 Nov 2025
 8 Guthrie Av North Geelong	3	House	\$955,000	30 Oct 2025
 108 Thompson Rd North Geelong	3	House	\$670,000	29 Oct 2025
 133 Wurrook Cirt North Geelong	3	House	\$626,000	21 Oct 2025
 176 Thompson Rd North Geelong	3	House	\$600,000	21 Oct 2025



Jellis Craig Geelong
205 Pakington Street, Geelong West
(03) 5222 7772

Jellis Craig acknowledges and pays our respects to the Bunurong People, the Wadawurrung People, the Dja Dja Wurrung People and the Wurundjeri People as the Traditional Owners and original custodians of the lands on which Jellis Craig operates.

Data is current as of PDF generation date 01/04/2026

- 1 Property Data Online, updated quarterly for the past 12 months
- 2 Property Data Online, updated daily for the past 12 months
- 3 Property Data Online, updated daily for the past quarter
- 4 Jellis Craig's average inspection attendance per listing (houses) over the last 12 months, updated daily
- 5 2021 Australian Census
- 6 Property Data Online, updated daily

This publication contains data, analytics, statistics and other information supplied by PROPERTYDATAONLINE PTY LTD (PropertyData). The data provided in this publication is of a general nature and should not be construed as specific advice or relied upon in lieu of appropriate professional advice.

PropertyData relies upon data supplied by third parties and while the data is checked and reviewed, PropertyData does not warrant the accuracy or completeness of the information to the full extent permitted by the law and excludes all loss or damage howsoever arising (including through negligence) in connection with the data supplied by PropertyData. The State of Victoria owns the copyright in the Property Sales Data and reproduction of that data in any way without the consent of the State of Victoria will constitute a breach of the Copyright Act 1968 (cth). The State of Victoria does not warrant the accuracy or completeness of the Property Sales Data and any person using or relying upon such information does so on the basis that the State of Victoria accepts no responsibility or liability whatsoever for any errors, faults, defects or omissions in the information supplied.