

# JellisCraig

NOTTING HILL

# Suburb Report

Know your neighbourhood.



NOTTING HILL SUBURB REPORT

Median House Price\*

Median

\$1.20m

Quarterly Price Change

-1.36%↓

Median Unit Price\*

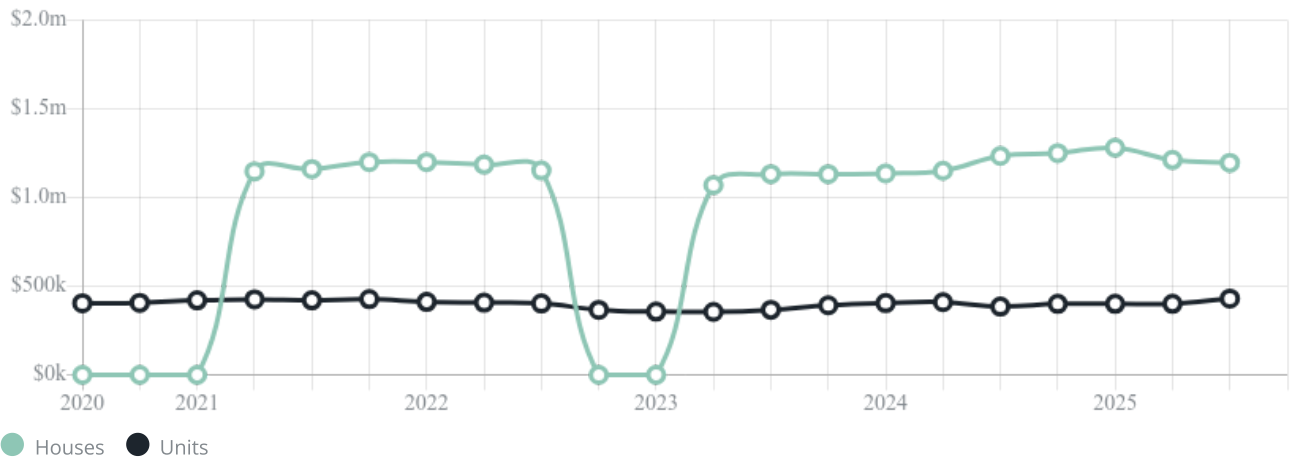
Median

\$430k

Quarterly Price Change

7.43%↑

Quarterly Price Change\*

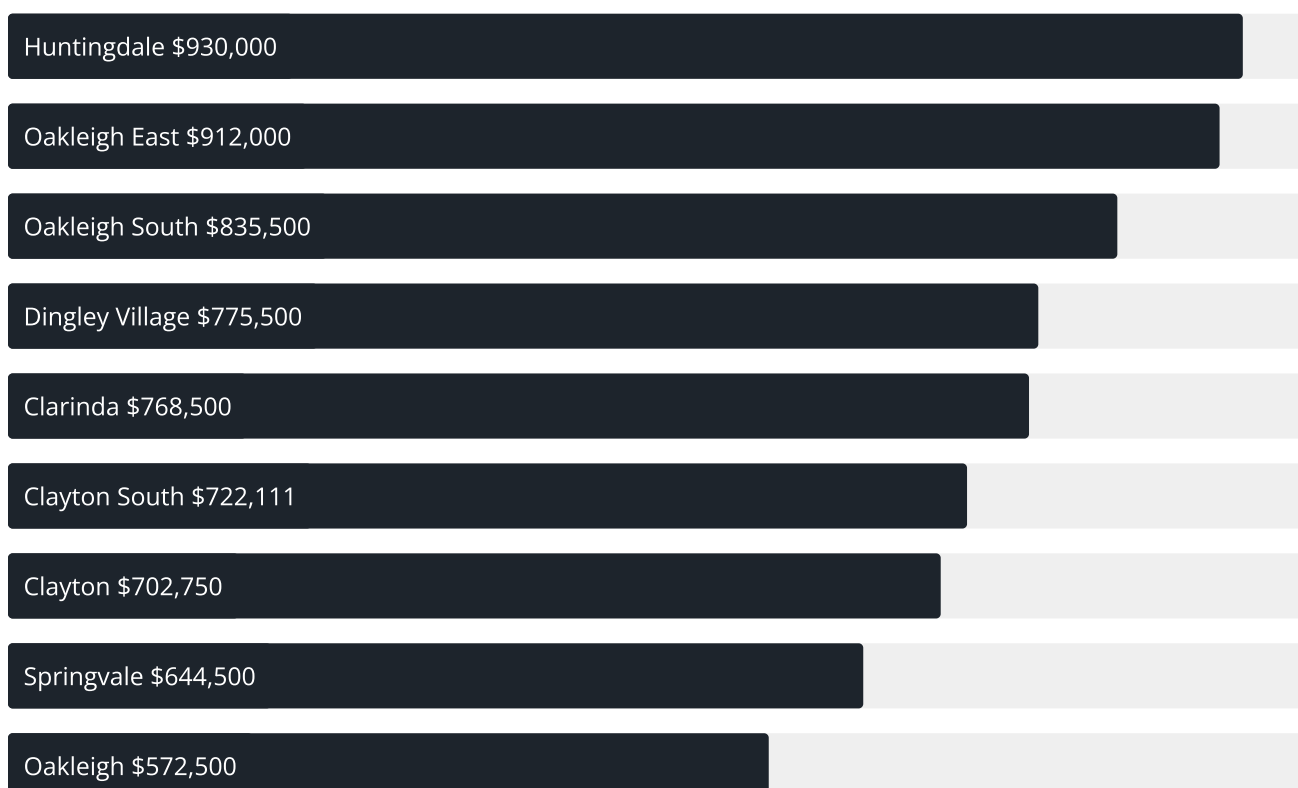


## NOTTING HILL SUBURB REPORT

### Median House Sale Price<sup>\*</sup>



### Median Unit Sale Price<sup>\*</sup>



## NOTTING HILL SUBURB REPORT

## Sale Method\*



● Auction 32%  
● Private 68%

## Auction Clearance Rate\*

100%

## Median Days on Market^

16 days

## Average Hold Period\*

4.2 years

## Dwelling Type^



● Houses 45% ● Units 55%

## Ownership^



● Owned Outright 23% ● Mortgaged 30% ● Rented 46%

## Population^

2,895

## Median Asking Rent per week\*

\$580

## Population Growth^

-5.08%

## Rental Yield\*

2.43%

## Median Age^











30 years

## Median Household Size^











2.3 people

## NOTTING HILL SUBURB REPORT











Discover a snapshot of the most recent results for this suburb, to view the full 12 months of sales history, please go to [jellisicraig.com.au/suburbinsights](http://jellisicraig.com.au/suburbinsights)

Address	Bedrooms	Type	Price	Sold
 21 Bingley Av Notting Hill	3	House	\$1,310,000	29 Nov 2025
 21/2-4 Samada St Notting Hill	1	Apartment	\$345,000	28 Nov 2025
 42/210-220 Normanby Rd Notting Hill	2	Apartment	\$430,000	20 Nov 2025
 2 Dalpura Ct Notting Hill	4	House	\$1,200,000	10 Nov 2025
 G8/416 Ferntree Gully Rd Notting Hill	2	Strata Unit/Flat	\$475,000	31 Oct 2025
 22/1 Eucalyptus Mews Notting Hill	1	Strata Unit/Flat	\$420,000	27 Oct 2025
 216/660 Blackburn Rd Notting Hill	1	Apartment	\$466,000	21 Oct 2025
 8/210-220 Normanby Rd Notting Hill	1	Apartment	\$315,000	21 Oct 2025
 G18/660 Blackburn Rd Notting Hill	2	Apartment	\$445,000	17 Oct 2025
 8/210 Normanby Rd Notting Hill	1	Strata Unit/Flat	\$315,000	14 Oct 2025

## NOTTING HILL SUBURB REPORT

Address	Bedrooms	Type	Price	Sold
 6 Longbourne Av Notting Hill	3	House	\$1,275,000	20 Sep 2025
 43/2-4 Samada St Notting Hill	2	Unit	\$450,000	13 Sep 2025
 404/660 Blackburn Rd Notting Hill	2	Strata Unit/Flat	\$468,000	09 Sep 2025
 2/16 Risdon Dr Notting Hill	4	Townhouse	\$998,000	03 Sep 2025
 LG3/660 Blackburn Rd Notting Hill	2	Strata Unit/Flat	\$430,000	30 Aug 2025
 231/660 Blackburn Rd Notting Hill	2	Apartment	\$450,000	29 Aug 2025
 3b Erawan Av Notting Hill	3	House	\$1,360,000	29 Aug 2025
 146/662-678 Blackburn Rd Notting Hill	1	Apartment	\$211,000	26 Aug 2025
 204/416-420 Ferntree Gully Rd Notting Hill	2	Apartment	\$495,000	14 Aug 2025
 3a Erawan Av Notting Hill	4	House	\$1,295,000	12 Aug 2025

## NOTTING HILL SUBURB REPORT

Address	Bedrooms	Type	Price	Sold
 3/4 Finch St Notting Hill	5	Flat/Unit/Apartment	\$1,165,000	08 Aug 2025
 LG10/660 Blackburn Rd Notting Hill	2	Strata Unit/Flat	\$432,000	08 Aug 2025
 16/210 Normanby Rd Notting Hill	1	Apartment	\$300,000	04 Aug 2025
 201/416 Ferntree Gully Rd Notting Hill	1	Strata Unit/Flat	\$655,000	25 Jul 2025
 2/15 Finch St NOTTING HILL	2	Unit	\$821,000	02 Jul 2025
 301/416-420 Ferntree Gully Rd Notting Hill	1	Apartment	\$361,500	26 Jun 2025
 7 Old School Rd Notting Hill	2	Townhouse	\$726,000	14 Jun 2025
 26 Saniky St Notting Hill	3	House	\$1,125,000	31 May 2025
 10 Risdon Dr Notting Hill	5	House	\$1,472,000	31 May 2025
 G4/416 Ferntree Gully Rd Notting Hill	2	Strata Unit/Flat	\$461,000	28 May 2025



Mount Waverley Office  
280 Stephensons Road, Mount Waverley  
03 8849 8088

[jellisraig.com.au](http://jellisraig.com.au)

Data is current as of PDF generation date 01/12/2025

\* Updated Quarterly for the past 12 months

^ Updated daily for the past quarter

~ Updated daily: 33 recent results.

This publication contains data, analytics, statistics and other information supplied by PROPERTYDATAONLINE PTY LTD (PropertyData). The data provided in this publication is of a general nature and should not be construed as specific advice or relied upon in lieu of appropriate professional advice.

PropertyData relies upon data supplied by third parties and while the data is checked and reviewed, PropertyData does not warrant the accuracy or completeness of the information to the full extent permitted by the law and excludes all loss or damage howsoever arising (including through negligence) in connection with the data supplied by PropertyData. The State of Victoria owns the copyright in the Property Sales Data and reproduction of that data in any way without the consent of the State of Victoria will constitute a breach of the Copyright Act 1968 (cth). The State of Victoria does not warrant the accuracy or completeness of the Property Sales Data and any person using or relying upon such information does so on the basis that the State of Victoria accepts no responsibility or liability whatsoever for any errors, faults, defects or omissions in the information supplied.