



Notting Hill

Suburb Report



Your connection to property insights



JellisCraig

NOTTING HILL SUBURB REPORT

Median house price¹

Median

\$1.20m

Quarterly price change

0.20% ↑

Median unit price¹

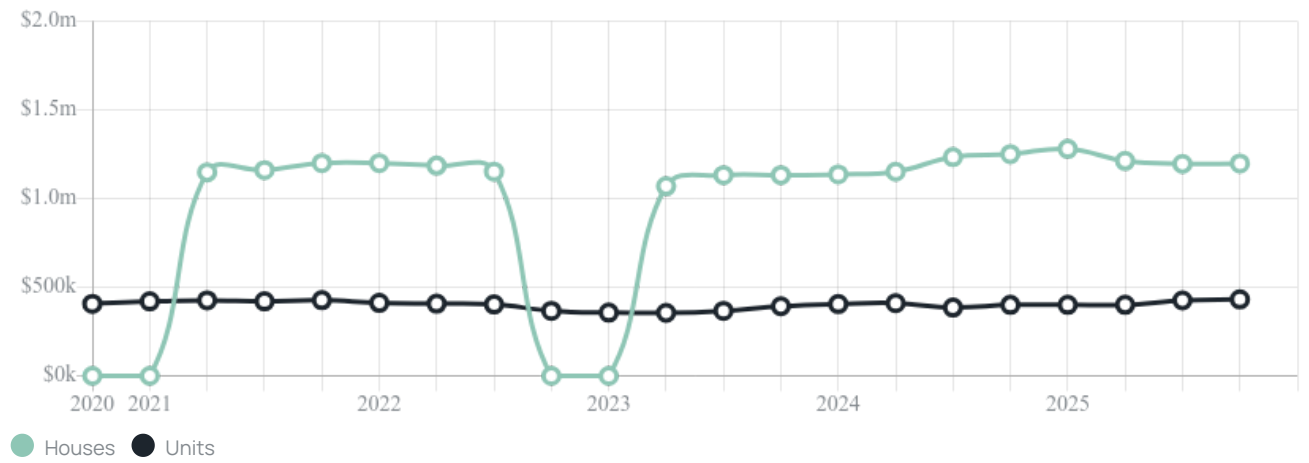
Median

\$431k

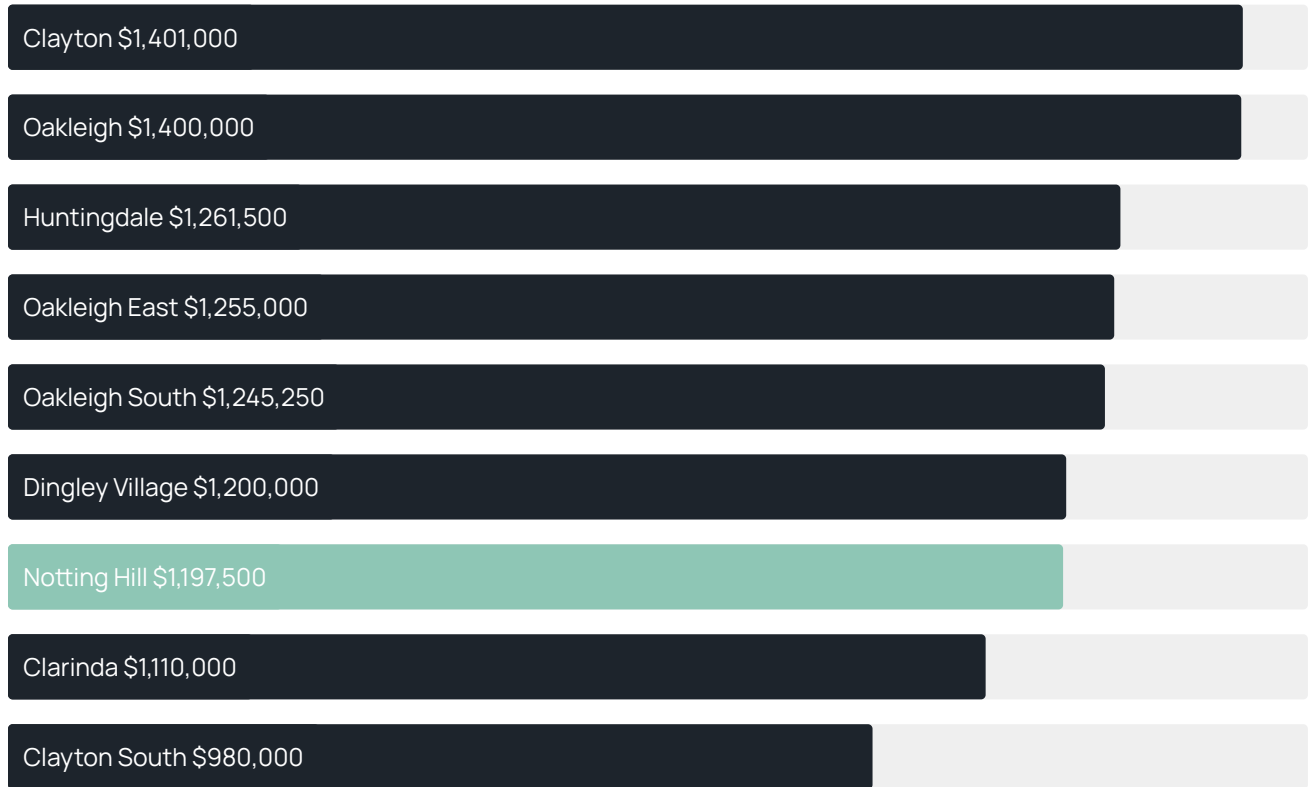
Quarterly price change

1.41% ↑

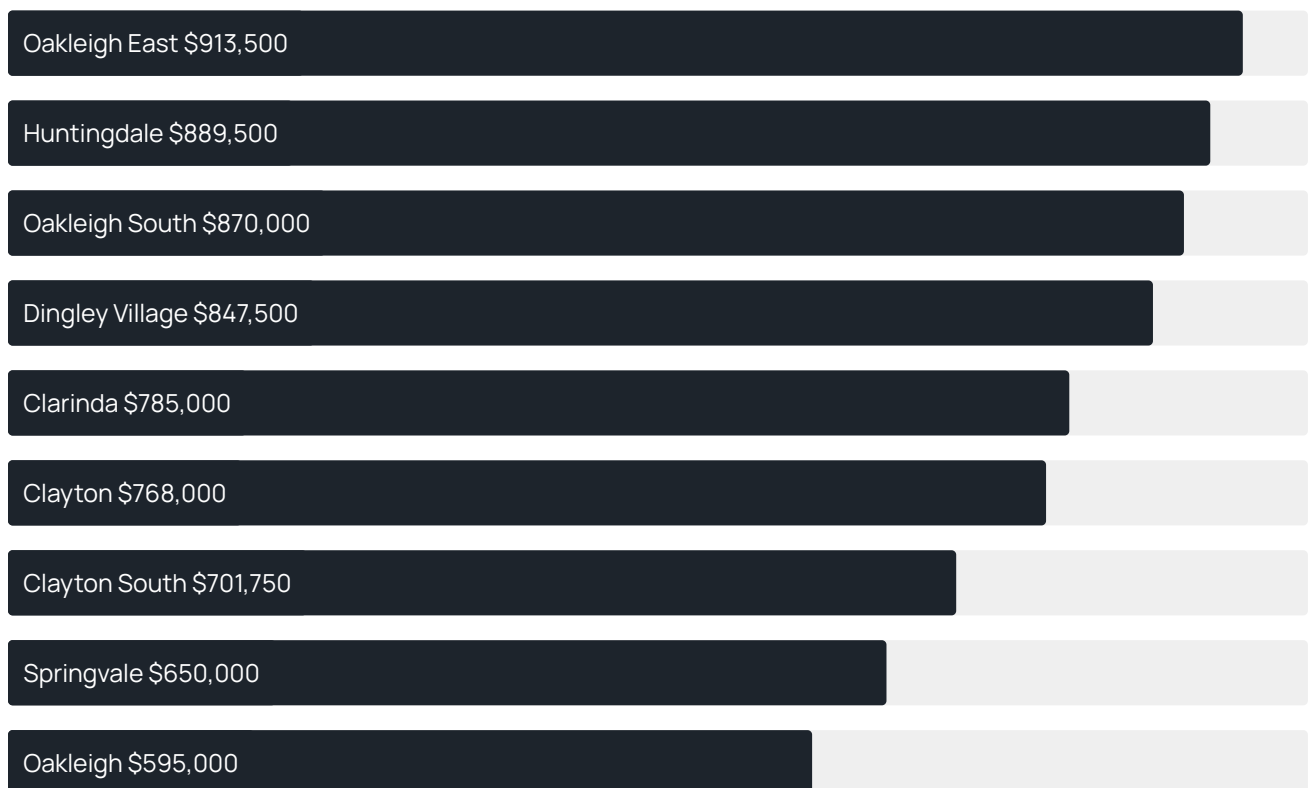
Quarterly price change¹



Median house price¹



Median unit price¹



Sale method²



● Auction 46%
 ● Private 54%

Auction clearance rate³

83.33%

Median days on market³

30 days

Average hold period¹

4.2 years

Dwelling type⁵



● Houses 45% ● Units 55%

Ownership⁵



● Owned outright 23% ● Mortgaged 30% ● Rented 46%

Population⁵

2,895

Median asking rent¹

\$585 per week

Population growth⁵

-5.08%

Rental yield¹

2.43%

Median age⁵

30 years











Median household size⁵

2.3 people











NOTTING HILL SUBURB REPORT

Recent Notting Hill sales











Discover a snapshot of the most recent results for this suburb, to view the full 12 months of sales history, please go to jellisCraig.com.au/suburb-reports

Address	Bedrooms	Type	Price	Sold
 6 Old School Rd Notting Hill	3	Townhouse	\$950,000	21 Mar 2026
 20/213 Normanby Rd Notting Hill	2	Apartment	\$510,000	02 Mar 2026
 g39/660 Blackburn Rd Notting Hill	1	Apartment	\$350,000	16 Feb 2026
 302/660 Blackburn Rd Notting Hill	2	Apartment	\$438,888	22 Dec 2025
 18 Old School Rd Notting Hill	3	Townhouse	\$792,000	13 Dec 2025
 130/660 Blackburn Rd Notting Hill	1	Strata Unit/Flat	\$340,000	13 Dec 2025
 21 Bingley Av Notting Hill	3	House	\$1,310,000	29 Nov 2025
 42/210-220 Normanby Rd Notting Hill	2	Apartment	\$430,000	20 Nov 2025
 2/644 Blackburn Rd Notting Hill	2	Unit	\$727,500	20 Nov 2025
 1/644 Blackburn Rd Notting Hill	2	Unit	\$727,500	20 Nov 2025

NOTTING HILL SUBURB REPORT

Address	Bedrooms	Type	Price	Sold
 6 Reserve Pl Notting Hill	3	Townhouse	\$869,500	15 Nov 2025
 B06/660 Blackburn Rd Notting Hill	2	Strata Unit/Flat	\$466,000	14 Nov 2025
 2 Dalpura Ct Notting Hill	4	House	\$1,200,000	10 Nov 2025
 208/416 Ferntree Gully Rd Notting Hill	1	Strata Unit/Flat	\$400,000	08 Nov 2025
 G8/416 Ferntree Gully Rd Notting Hill	2	Strata Unit/Flat	\$475,000	31 Oct 2025
 22/1 Eucalyptus Mews Notting Hill	1	Strata Unit/Flat	\$420,000	27 Oct 2025
 8/210-220 Normanby Rd Notting Hill	1	Apartment	\$315,000	21 Oct 2025
 216/660 Blackburn Rd Notting Hill	1	Apartment	\$466,000	21 Oct 2025
 G18/660 Blackburn Rd Notting Hill	2	Apartment	\$445,000	17 Oct 2025
 8/210 Normanby Rd Notting Hill	1	Strata Unit/Flat	\$315,000	14 Oct 2025

NOTTING HILL SUBURB REPORT

Address	Bedrooms	Type	Price	Sold
 5 Pemberley Dr Notting Hill	3	House	\$1,213,000	11 Oct 2025
 6 Longbourne Av Notting Hill	3	House	\$1,275,000	20 Sep 2025
 43/2-4 Samada St Notting Hill	2	Unit	\$450,000	13 Sep 2025
 404/660 Blackburn Rd Notting Hill	2	Apartment	\$468,000	09 Sep 2025
 2/16 Risdon Dr Notting Hill	4	Townhouse	\$998,000	03 Sep 2025
 231/660 Blackburn Rd Notting Hill	2	Apartment	\$450,000	29 Aug 2025
 3b Erawan Av Notting Hill	3	House	\$1,360,000	29 Aug 2025
 146/662-678 Blackburn Rd Notting Hill	1	Apartment	\$211,000	26 Aug 2025
 204/416-420 Ferntree Gully Rd Notting Hill	2	Apartment	\$495,000	14 Aug 2025
 3a Erawan Av Notting Hill	4	House	\$1,295,000	12 Aug 2025



Jellis Craig Mount Waverley
280 Stephenson's Road, Mount Waverley
03 8849 8088

Jellis Craig acknowledges and pays our respects to the Bunurong People, the Wadawurrung People, the Dja Dja Wurrung People and the Wurundjeri People as the Traditional Owners and original custodians of the lands on which Jellis Craig operates.

Data is current as of PDF generation date 01/04/2026

- 1 Property Data Online, updated quarterly for the past 12 months
- 2 Property Data Online, updated daily for the past 12 months
- 3 Property Data Online, updated daily for the past quarter
- 4 Jellis Craig's average inspection attendance per listing (houses) over the last 12 months, updated daily
- 5 2021 Australian Census
- 6 Property Data Online, updated daily

This publication contains data, analytics, statistics and other information supplied by PROPERTYDATAONLINE PTY LTD (PropertyData). The data provided in this publication is of a general nature and should not be construed as specific advice or relied upon in lieu of appropriate professional advice.

PropertyData relies upon data supplied by third parties and while the data is checked and reviewed, PropertyData does not warrant the accuracy or completeness of the information to the full extent permitted by the law and excludes all loss or damage howsoever arising (including through negligence) in connection with the data supplied by PropertyData. The State of Victoria owns the copyright in the Property Sales Data and reproduction of that data in any way without the consent of the State of Victoria will constitute a breach of the Copyright Act 1968 (cth). The State of Victoria does not warrant the accuracy or completeness of the Property Sales Data and any person using or relying upon such information does so on the basis that the State of Victoria accepts no responsibility or liability whatsoever for any errors, faults, defects or omissions in the information supplied.