



Notting Hill

# Suburb Report



Your connection to property insights



**JellisCraig**

NOTTING HILL SUBURB REPORT

Median house price<sup>1</sup>

Median

\$1.20m

Quarterly price change

-0.20% ↓

Median unit price<sup>1</sup>

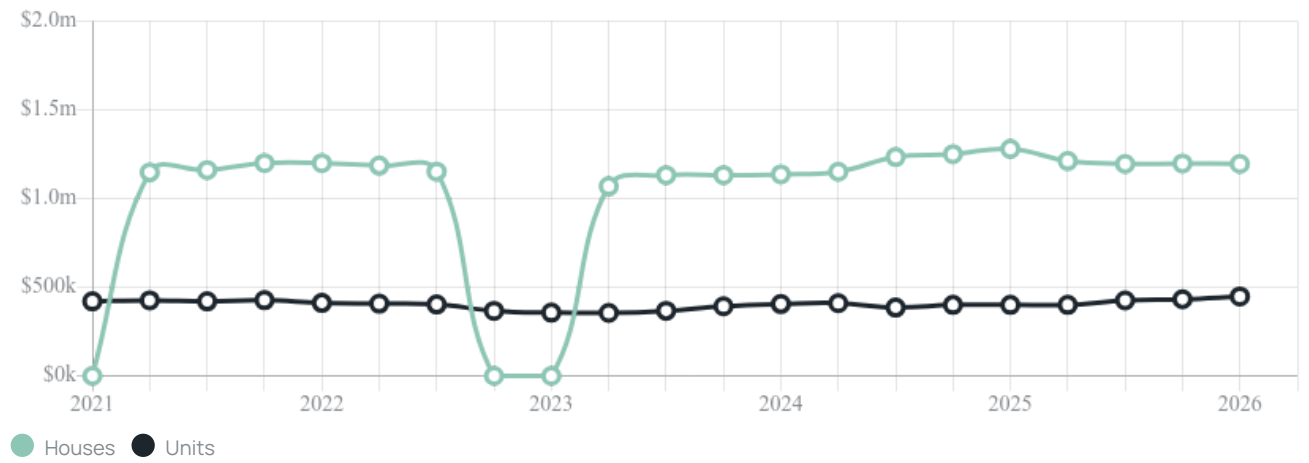
Median

\$448k

Quarterly price change

3.58% ↑

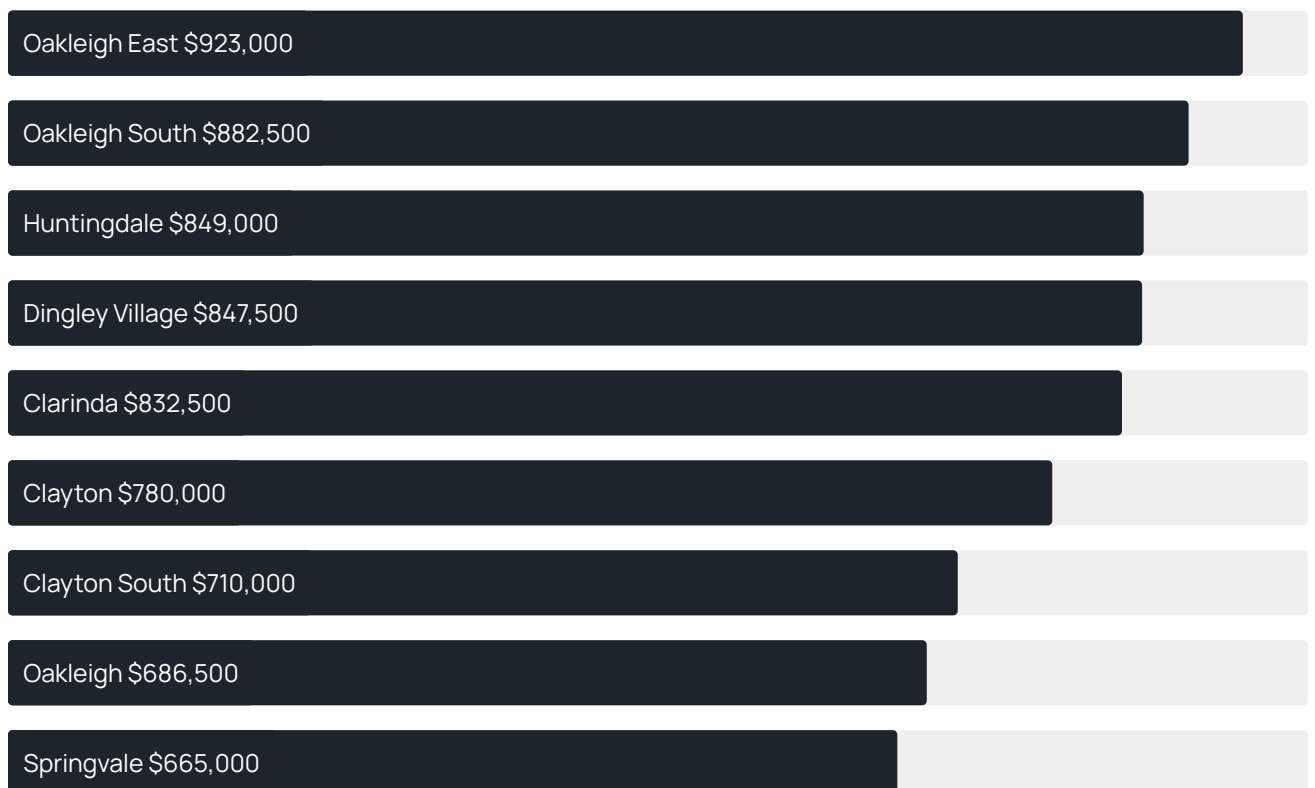
Quarterly price change<sup>1</sup>



### Median house price<sup>1</sup>



### Median unit price<sup>1</sup>



Sale method<sup>2</sup>



● Auction 67%  
● Private 33%

Auction clearance rate<sup>3</sup>

70%

Median days on market<sup>3</sup>

29 days

Average hold period<sup>1</sup>

4.2 years

Dwelling type<sup>5</sup>



● Houses 45% ● Units 55%

Ownership<sup>5</sup>



● Owned outright 23% ● Mortgaged 30% ● Rented 46%

Population<sup>5</sup>

2,895

Median asking rent<sup>1</sup>

\$645 per week

Population growth<sup>5</sup>

-5.08%

Rental yield<sup>1</sup>

2.43%

Median age<sup>5</sup>

30 years











Median household size<sup>5</sup>

2.3 people











NOTTING HILL SUBURB REPORT

## Recent Notting Hill sales











Discover a snapshot of the most recent results for this suburb, to view the full 12 months of sales history, please go to [jellisCraig.com.au/suburb-reports](http://jellisCraig.com.au/suburb-reports)

Address	Bedrooms	Type	Price	Sold
 20 Akuna Av Notting Hill	3	House	\$1,208,500	02 May 2026
 246/660 Blackburn Rd Notting Hill	2	Apartment	\$470,000	27 Apr 2026
 42 Samada St Notting Hill	3	House	\$1,167,000	18 Apr 2026
 18/1 Eucalyptus Mews Notting Hill	2	Unit	\$425,000	16 Apr 2026
 21 Samada St Notting Hill	3	House	\$1,175,000	11 Apr 2026
 9/213 Normanby Rd Notting Hill	2	Apartment	\$504,932	27 Mar 2026
 211/660 Blackburn Rd Notting Hill	1	Strata Unit/Flat	\$360,000	24 Mar 2026
 6 Old School Rd Notting Hill	3	Townhouse	\$950,000	21 Mar 2026
 2/8 Elwood St Notting Hill	3	Unit	\$775,000	14 Mar 2026
 20/213 Normanby Rd Notting Hill	2	Apartment	\$510,000	02 Mar 2026

## NOTTING HILL SUBURB REPORT

Address	Bedrooms	Type	Price	Sold
 G46/660 Blackburn Rd Notting Hill	2	Strata Unit/Flat	\$455,000	28 Feb 2026
 g39/660 Blackburn Rd Notting Hill	1	Apartment	\$350,000	16 Feb 2026
 G32/660 Blackburn Rd Notting Hill	2	Apartment	\$460,100	14 Feb 2026
 4 Karla Ct Notting Hill	2	House	\$1,092,600	07 Feb 2026
 302/660 Blackburn Rd Notting Hill	2	Apartment	\$438,888	22 Dec 2025
 18 Old School Rd Notting Hill	3	Townhouse	\$792,000	13 Dec 2025
 130/660 Blackburn Rd Notting Hill	1	Strata Unit/Flat	\$340,000	13 Dec 2025
 21 Bingley Av Notting Hill	3	House	\$1,310,000	29 Nov 2025
 42/210-220 Normanby Rd Notting Hill	2	Apartment	\$430,000	20 Nov 2025
 2/644 Blackburn Rd Notting Hill	2	Unit	\$727,500	20 Nov 2025

## NOTTING HILL SUBURB REPORT

Address	Bedrooms	Type	Price	Sold
 1/644 Blackburn Rd Notting Hill	2	Unit	\$727,500	20 Nov 2025
 6 Reserve Pl Notting Hill	3	Townhouse	\$869,500	15 Nov 2025
 B06/660 Blackburn Rd Notting Hill	2	Strata Unit/Flat	\$466,000	14 Nov 2025
 2 Dalpura Ct Notting Hill	4	House	\$1,200,000	10 Nov 2025
 208/416 Ferntree Gully Rd Notting Hill	1	Strata Unit/Flat	\$400,000	08 Nov 2025
 G8/416 Ferntree Gully Rd Notting Hill	2	Strata Unit/Flat	\$475,000	31 Oct 2025
 22/1 Eucalyptus Mews Notting Hill	1	Strata Unit/Flat	\$420,000	27 Oct 2025
 8/210-220 Normanby Rd Notting Hill	1	Apartment	\$315,000	21 Oct 2025
 216/660 Blackburn Rd Notting Hill	1	Apartment	\$466,000	21 Oct 2025
 G18/660 Blackburn Rd Notting Hill	2	Apartment	\$445,000	17 Oct 2025



**Jellis Craig Mount Waverley**  
280 Stephenson's Road, Mount Waverley  
03 8849 8088

Jellis Craig acknowledges and pays our respects to the Bunurong People, the Wadawurrung People, the Dja Dja Wurrung People and the Wurundjeri People as the Traditional Owners and original custodians of the lands on which Jellis Craig operates.

---

Data is current as of PDF generation date 01/06/2026

- 1 Property Data Online, updated quarterly for the past 12 months
- 2 Property Data Online, updated daily for the past 12 months
- 3 Property Data Online, updated daily for the past quarter
- 4 Jellis Craig's average inspection attendance per listing (houses) over the last 12 months, updated daily
- 5 2021 Australian Census
- 6 Property Data Online, updated daily

This publication contains data, analytics, statistics and other information supplied by PROPERTYDATAONLINE PTY LTD (PropertyData). The data provided in this publication is of a general nature and should not be construed as specific advice or relied upon in lieu of appropriate professional advice.

PropertyData relies upon data supplied by third parties and while the data is checked and reviewed, PropertyData does not warrant the accuracy or completeness of the information to the full extent permitted by the law and excludes all loss or damage howsoever arising (including through negligence) in connection with the data supplied by PropertyData. The State of Victoria owns the copyright in the Property Sales Data and reproduction of that data in any way without the consent of the State of Victoria will constitute a breach of the Copyright Act 1968 (cth). The State of Victoria does not warrant the accuracy or completeness of the Property Sales Data and any person using or relying upon such information does so on the basis that the State of Victoria accepts no responsibility or liability whatsoever for any errors, faults, defects or omissions in the information supplied.