



Nunawading

Suburb Report



Your connection to property insights



JellisCraig

NUNAWADING SUBURB REPORT

Median house price¹

Median

\$1.23m

Quarterly price change

2.50% ↑

Median unit price¹

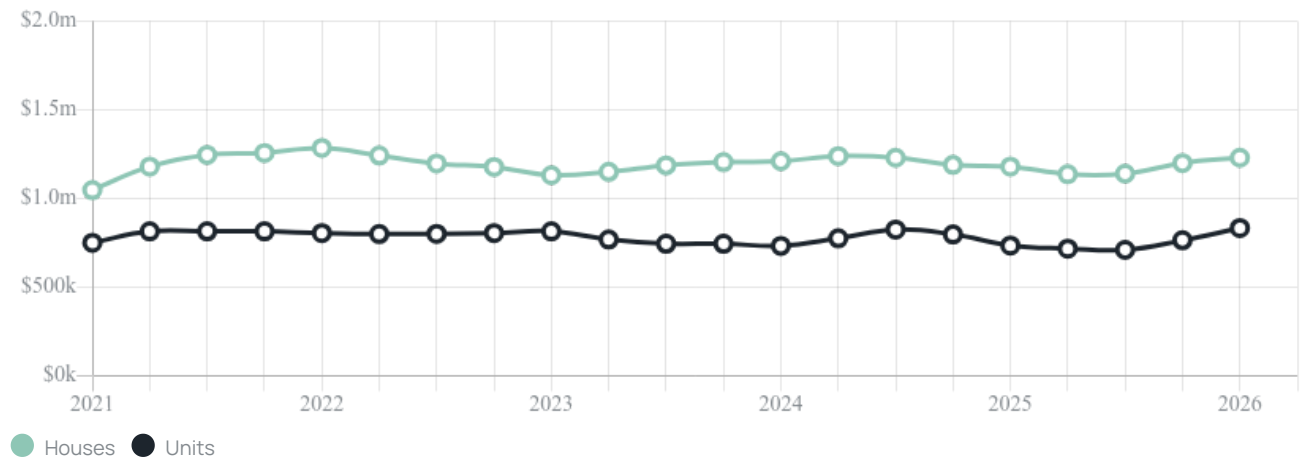
Median

\$834k

Quarterly price change

9.09% ↑

Quarterly price change¹



Median house price¹



Median unit price¹



Sale method²



● Auction 71%
● Private 29%

Auction clearance rate³

87.5%

Median days on market³

25 days

Jellis Craig average inspection attendance per listing⁴

25 groups

Average hold period¹

7.8 years

Dwelling type⁵



● Houses 69% ● Units 31%

Ownership⁵



● Owned outright 35% ● Mortgaged 39% ● Rented 26%

Population⁵

12,413

Median asking rent¹

\$665 per week

Population growth⁵

4.52%

Rental yield¹

2.54%

Median age⁵

39 years






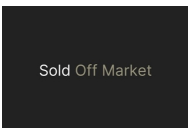




Median household size⁵

2.6 people











NUNAWADING SUBURB REPORT

Recent Nunawading sales











Discover a snapshot of the most recent results for this suburb, to view the full 12 months of sales history, please go to jellisCraig.com.au/suburb-reports

Address	Bedrooms	Type	Price	Sold
 402/12 Wood St Nunawading	2	Apartment	\$531,000	29 Apr 2026
 7/39-41 Mount Pleasant Rd Nunawading	2	Unit	\$590,000	20 Apr 2026
 95 Esdale St Nunawading	3	House	\$1,055,000	13 Apr 2026
 309/193-195 Springvale Rd Nunawading	1	Apartment	\$329,500	12 Apr 2026
 2/3 Dagola Av Nunawading	3	Unit	\$1,235,000	11 Apr 2026
 2/54 Mount Pleasant Rd Nunawading	3	Unit	\$970,000	07 Apr 2026
 95a Esdale St Nunawading	3	House	\$1,010,000	07 Apr 2026
 5/4 West St Nunawading	3	Townhouse	\$950,000	30 Mar 2026
 9 Olwen St Nunawading	3	House	\$1,060,000	28 Mar 2026
 45 Ashwood Dr NUNAWADING	5	House	\$1,355,000	28 Mar 2026

NUNAWADING SUBURB REPORT

Address	Bedrooms	Type	Price	Sold
 11 Koala Av Nunawading	4	House	\$915,000	28 Mar 2026
 52 Efron St Nunawading	3	House	\$1,095,000	26 Mar 2026
 2/44 Luckie St Nunawading	3	Townhouse	\$1,045,000	25 Mar 2026
 1/40 Lindsay Av Nunawading	2	Unit	\$785,000	21 Mar 2026
 5 Cottrell Ct Nunawading	3	House	\$1,394,100	21 Mar 2026
 2/7 Homewood St Nunawading	3	Townhouse	\$1,081,000	21 Mar 2026
 15 Diosma Cr Nunawading	2	House	\$1,038,800	19 Mar 2026
 7/198-208 Springvale Rd Nunawading	3	Townhouse	\$935,000	19 Mar 2026
 2/79 Junction Rd Nunawading	3	Townhouse	\$1,250,000	19 Mar 2026
 41 Diosma Cr Nunawading	3	House	\$1,260,000	14 Mar 2026

NUNAWADING SUBURB REPORT

Address	Bedrooms	Type	Price	Sold
 2/7 Jubilee St Nunawading	2	Unit	\$850,000	14 Mar 2026
 13 Eugenia St Nunawading	3	House	\$1,380,000	13 Mar 2026
 7a Alern Ct Nunawading	4	House	\$1,550,000	11 Mar 2026
 2/15 Mount Pleasant Rd Nunawading	4	Flat/Unit/Apartment	\$1,143,000	08 Mar 2026
 6/16 Efron St Nunawading	2	Townhouse	\$950,000	08 Mar 2026
 3 Oxford St Nunawading	3	House	\$1,090,000	05 Mar 2026
 3/16 Efron St Nunawading	3	Townhouse	\$968,800	03 Mar 2026
 5/23 Mount Pleasant Rd Nunawading	2	Unit	\$625,000	02 Mar 2026
 16 Carter Av Nunawading	4	House	\$1,410,000	01 Mar 2026
 37 Mcculloch St Nunawading	3	House	\$1,208,000	28 Feb 2026



Jellis Craig Whitehorse
166 Whitehorse Road, Blackburn
03 9908 5700

Jellis Craig acknowledges and pays our respects to the Bunurong People, the Wadawurrung People, the Dja Dja Wurrung People and the Wurundjeri People as the Traditional Owners and original custodians of the lands on which Jellis Craig operates.

Data is current as of PDF generation date 30/04/2026

- 1 Property Data Online, updated quarterly for the past 12 months
- 2 Property Data Online, updated daily for the past 12 months
- 3 Property Data Online, updated daily for the past quarter
- 4 Jellis Craig's average inspection attendance per listing (houses) over the last 12 months, updated daily
- 5 2021 Australian Census
- 6 Property Data Online, updated daily

This publication contains data, analytics, statistics and other information supplied by PROPERTYDATAONLINE PTY LTD (PropertyData). The data provided in this publication is of a general nature and should not be construed as specific advice or relied upon in lieu of appropriate professional advice.

PropertyData relies upon data supplied by third parties and while the data is checked and reviewed, PropertyData does not warrant the accuracy or completeness of the information to the full extent permitted by the law and excludes all loss or damage howsoever arising (including through negligence) in connection with the data supplied by PropertyData. The State of Victoria owns the copyright in the Property Sales Data and reproduction of that data in any way without the consent of the State of Victoria will constitute a breach of the Copyright Act 1968 (cth). The State of Victoria does not warrant the accuracy or completeness of the Property Sales Data and any person using or relying upon such information does so on the basis that the State of Victoria accepts no responsibility or liability whatsoever for any errors, faults, defects or omissions in the information supplied.