



Nunawading

Suburb Report



Your connection to property insights



JellisCraig

NUNAWADING SUBURB REPORT

Median house price¹

Median

\$1.20m

Quarterly price change

5.26% ↑

Median unit price¹

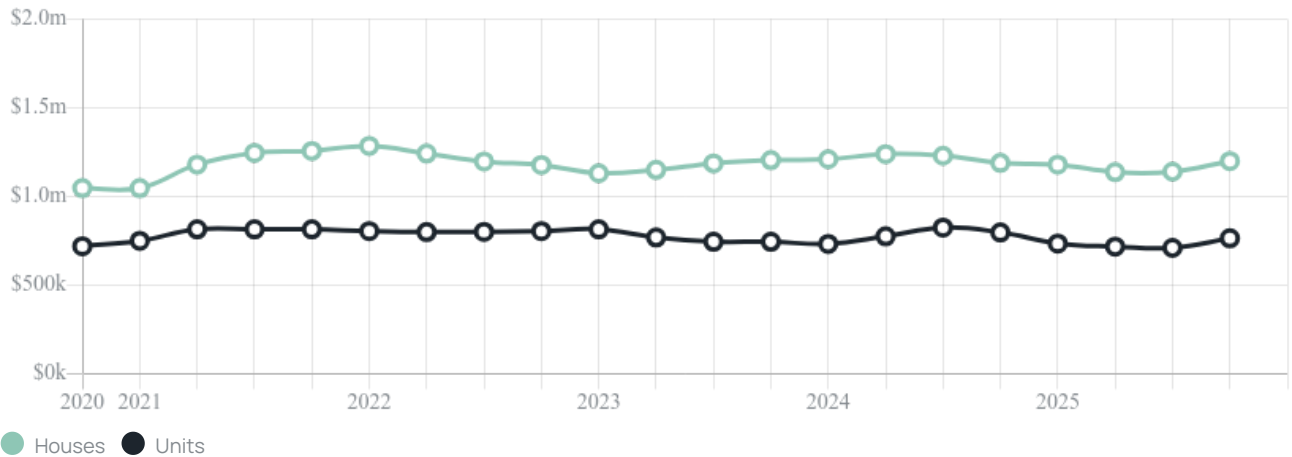
Median

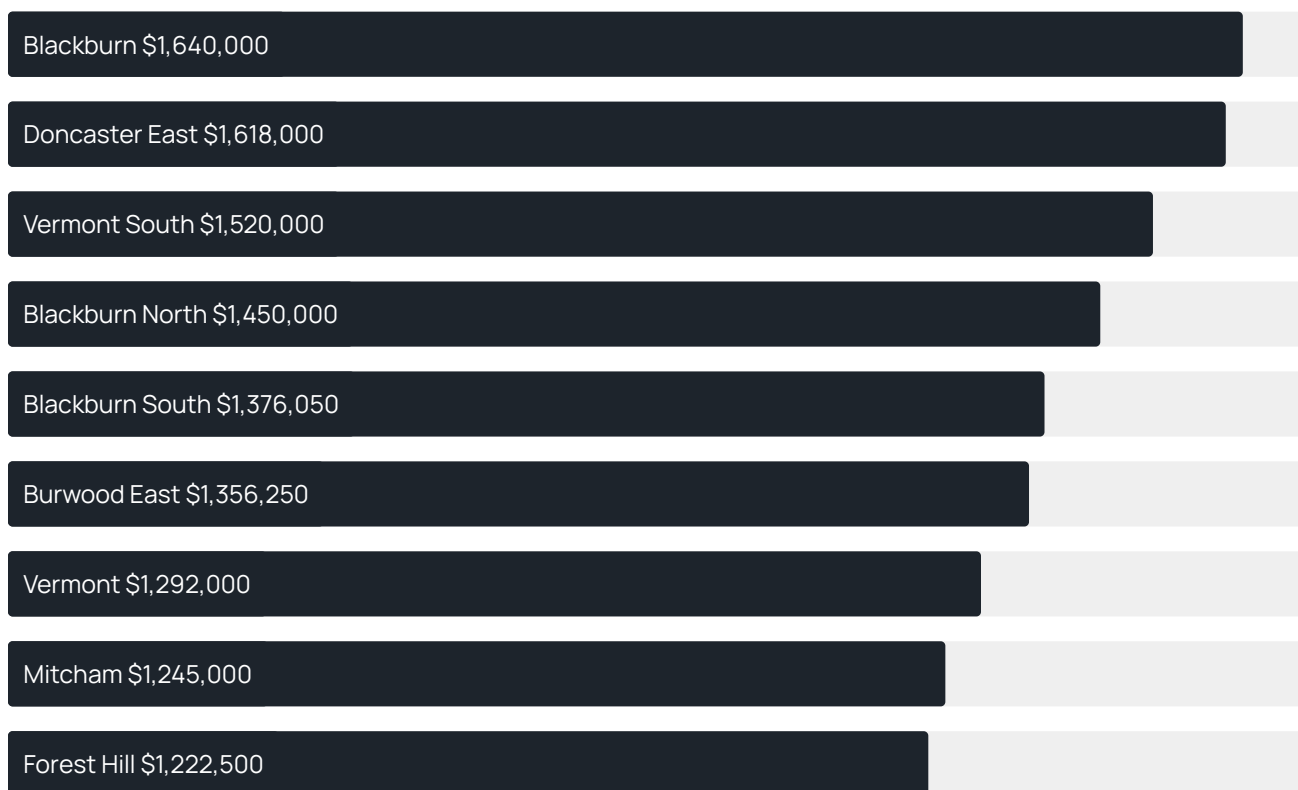
\$764k

Quarterly price change

7.60% ↑

Quarterly price change¹



Median house price¹Median unit price¹

Sale method²

● Auction 71%
● Private 29%

Auction clearance rate³

74.07%Median days on market³

28 daysJellis Craig average inspection attendance per listing⁴

28 groupsAverage hold period¹

7.8 yearsDwelling type⁵

● Houses 69% ● Units 31%

Ownership⁵

● Owned outright 35% ● Mortgaged 39% ● Rented 26%

Population⁵

12,413Median asking rent¹

\$665 per weekPopulation growth⁵

4.52%Rental yield¹

2.54%Median age⁵











39 yearsMedian household size⁵

2.6 people











NUNAWADING SUBURB REPORT

Recent Nunawading sales











Discover a snapshot of the most recent results for this suburb, to view the full 12 months of sales history, please go to jellisCraig.com.au/suburb-reports

Address	Bedrooms	Type	Price	Sold
 2a Trevor Ct Nunawading	3	House	\$1,160,500	31 Jan 2026
 5/1-3 Crest Gr Nunawading	2	Unit	\$675,000	25 Dec 2025
 1/2 Lasiandra Av Nunawading	2	Unit	\$580,000	19 Dec 2025
 31 Efron St Nunawading	4	House	\$1,585,000	13 Dec 2025
 2/70 McCulloch St Nunawading	3	Unit	\$920,000	13 Dec 2025
 1/22 Luckie St Nunawading	2	Unit	\$643,000	13 Dec 2025
 3/47 Milton St NUNAWADING	4	Townhouse	\$1,030,000	13 Dec 2025
 5/38 Diosma Cr Nunawading	3	Townhouse	\$1,140,000	13 Dec 2025
 12 Jubilee St NUNAWADING	3	House	\$1,230,000	11 Dec 2025
 8 Worrell St Nunawading	3	House	\$1,088,000	11 Dec 2025

NUNAWADING SUBURB REPORT

Address	Bedrooms	Type	Price	Sold
 8 Ravenswood Ct Nunawading	3	House	\$1,440,000	09 Dec 2025
 3 Kett St Nunawading	4	House	\$2,373,000	06 Dec 2025
 1/87 Springvale Rd Nunawading	3	Townhouse	\$910,000	01 Dec 2025
 4 Heather Gr Nunawading	5	House	\$1,670,000	29 Nov 2025
 19 Winchester Rd Nunawading	5	House	\$1,395,000	29 Nov 2025
 48 Mount Pleasant Rd Nunawading	3	House	\$1,305,000	29 Nov 2025
 3/300-302 Springfield Rd Nunawading	2	Unit	\$785,000	28 Nov 2025
 5 Cyprus Av Nunawading	4	House	\$1,115,000	28 Nov 2025
 1/5 Gee Ct Nunawading	3	Unit	\$1,034,000	25 Nov 2025
 20 Olwen St Nunawading	3	House	\$1,100,000	20 Nov 2025

NUNAWADING SUBURB REPORT

Address	Bedrooms	Type	Price	Sold
 3/98-100 Mount Pleasant Rd Nunawading	2	Unit	\$680,000	15 Nov 2025
 3/359 Springfield Rd NUNAWADING	3	Unit	\$727,500	15 Nov 2025
 2/31 Wood St Nunawading	2	Unit	\$837,000	15 Nov 2025
 1/4 West St Nunawading	2	Townhouse	\$875,000	08 Nov 2025
 45 Worrell St Nunawading	3	House	\$930,000	29 Oct 2025
 12 Outlook Dr Nunawading	3	House	\$1,210,000	29 Oct 2025
 2/19 Lindsay Av Nunawading	1	Strata Unit	\$541,000	27 Oct 2025
 19 Lindsay Av Nunawading	2	House	\$1,082,000	25 Oct 2025
 3/19 Luckie St Nunawading	3	House	\$961,000	25 Oct 2025
 5 Ferdinand St Nunawading	3	House	\$1,210,000	25 Oct 2025



Jellis Craig Whitehorse
166 Whitehorse Road, Blackburn
03 9908 5700

Jellis Craig acknowledges and pays our respects to the Bunurong People, the Wadawurrung People, the Dja Dja Wurrung People and the Wurundjeri People as the Traditional Owners and original custodians of the lands on which Jellis Craig operates.

Data is current as of PDF generation date 01/02/2026

- 1 Property Data Online, updated quarterly for the past 12 months
- 2 Property Data Online, updated daily for the past 12 months
- 3 Property Data Online, updated daily for the past quarter
- 4 Jellis Craig's average inspection attendance per listing (houses) over the last 12 months, updated daily
- 5 2021 Australian Census
- 6 Property Data Online, updated daily

This publication contains data, analytics, statistics and other information supplied by PROPERTYDATAONLINE PTY LTD (PropertyData). The data provided in this publication is of a general nature and should not be construed as specific advice or relied upon in lieu of appropriate professional advice.

PropertyData relies upon data supplied by third parties and while the data is checked and reviewed, PropertyData does not warrant the accuracy or completeness of the information to the full extent permitted by the law and excludes all loss or damage howsoever arising (including through negligence) in connection with the data supplied by PropertyData. The State of Victoria owns the copyright in the Property Sales Data and reproduction of that data in any way without the consent of the State of Victoria will constitute a breach of the Copyright Act 1968 (cth). The State of Victoria does not warrant the accuracy or completeness of the Property Sales Data and any person using or relying upon such information does so on the basis that the State of Victoria accepts no responsibility or liability whatsoever for any errors, faults, defects or omissions in the information supplied.