



Oakleigh East

Suburb Report



Your connection to property insights



JellisCraig

OAKLEIGH EAST SUBURB REPORT

Median house price¹

Median

\$1.26m

Quarterly price change

1.61% ↑

Median unit price¹

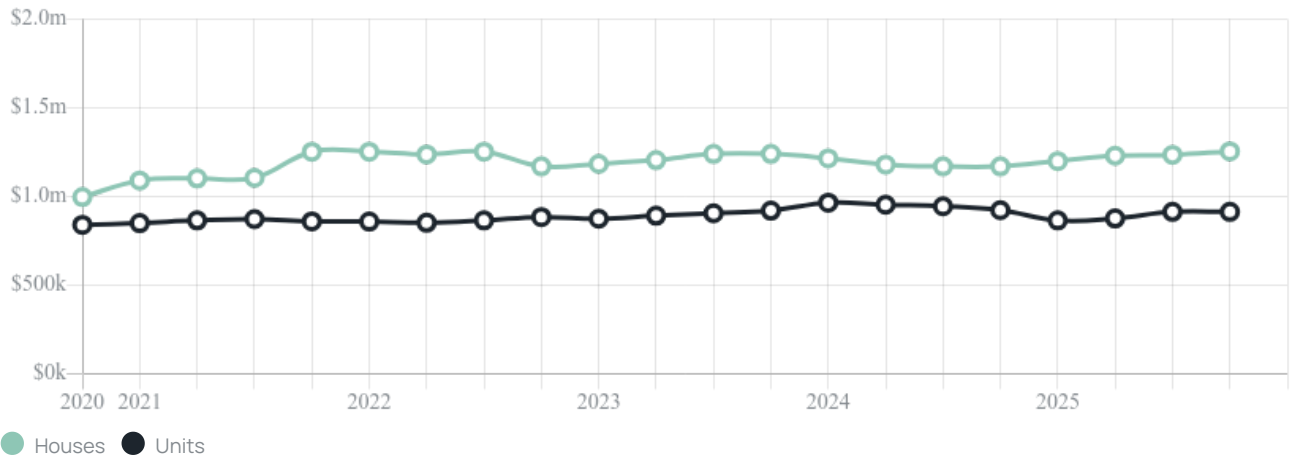
Median

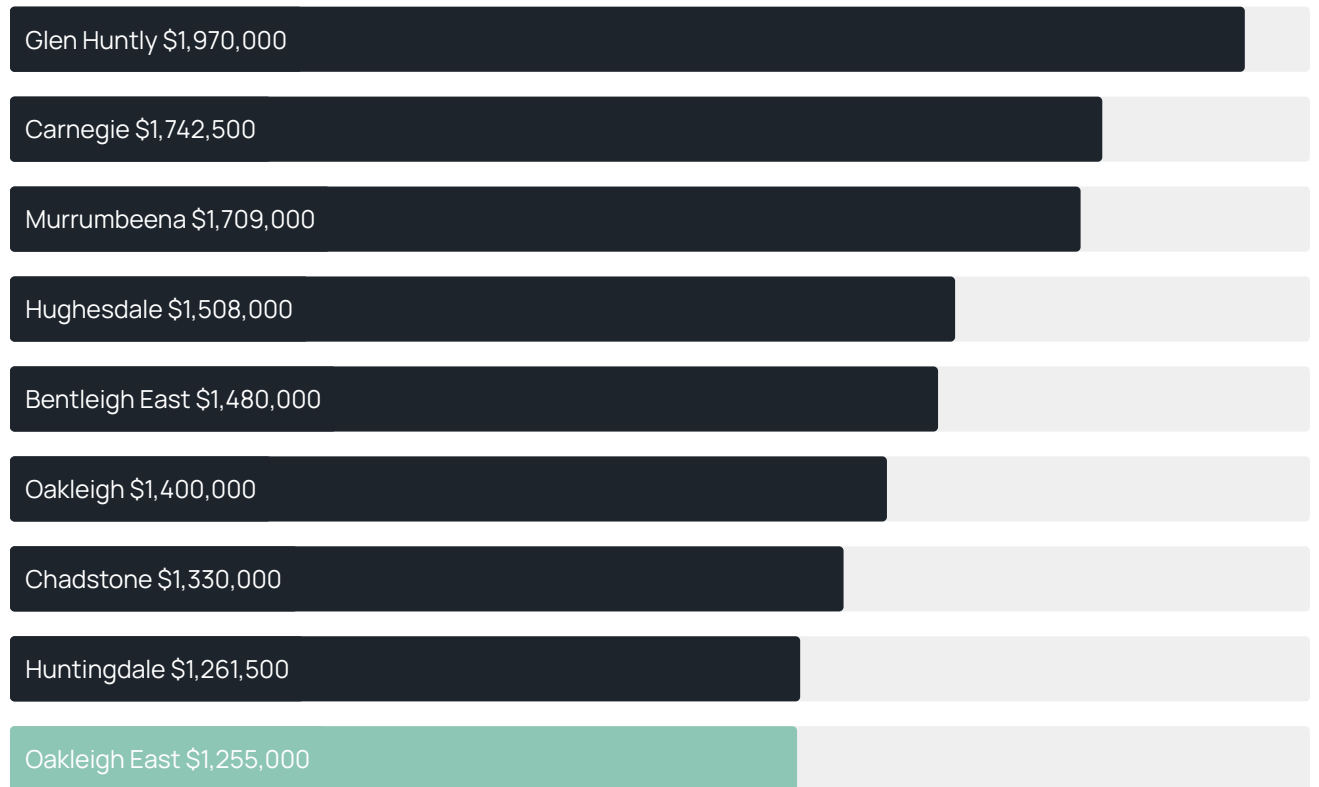
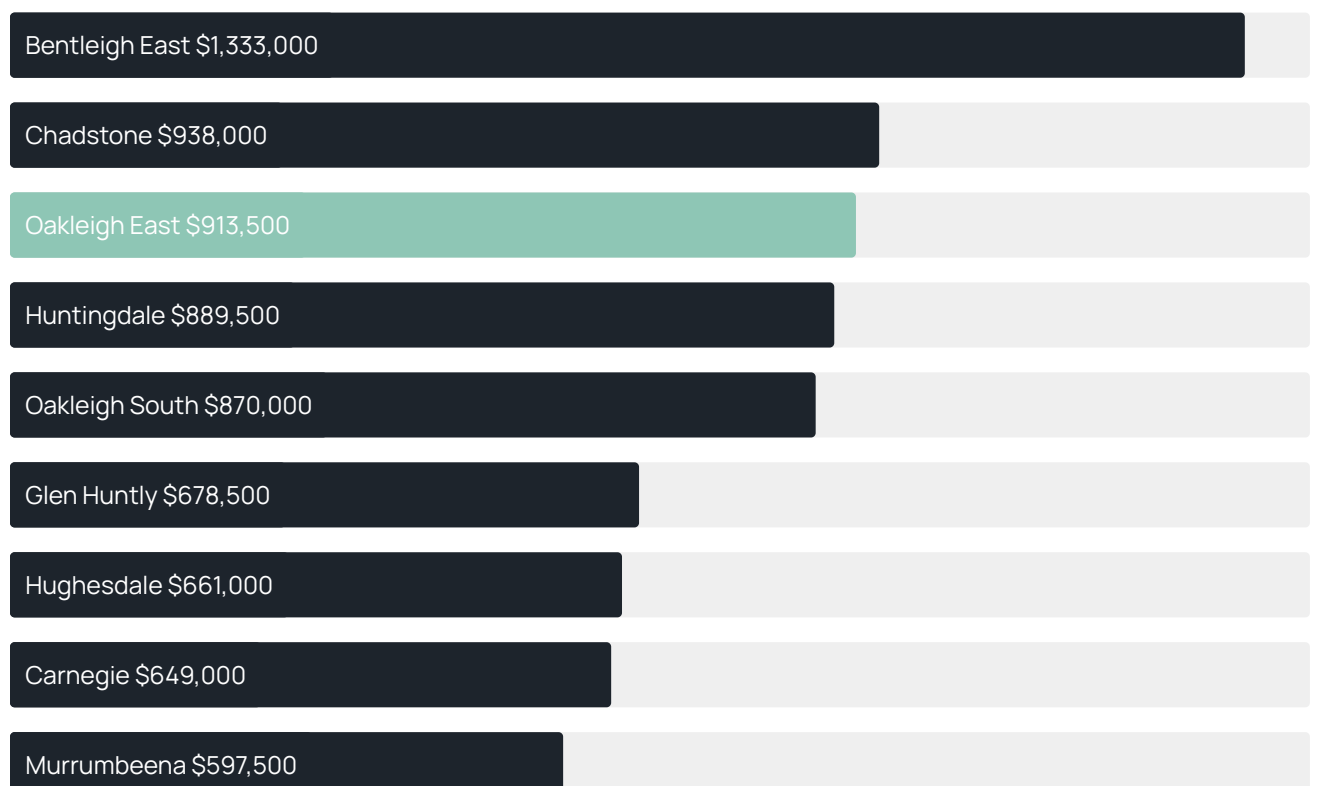
\$914k

Quarterly price change

0.00% ↓

Quarterly price change¹



Median house price¹Median unit price¹

Sale method²Auction clearance rate³

71.43%

Median days on market³

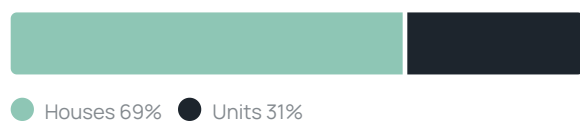
28 days

Jellis Craig average inspection attendance per listing⁴

28 groups

Average hold period¹

5.6 years

Dwelling type⁵Ownership⁵Population⁵

6,804

Median asking rent¹

\$650 per week

Population growth⁵

5.59%

Rental yield¹

2.73%

Median age⁵

35 years











Median household size⁵

2.6 people











OAKLEIGH EAST SUBURB REPORT

Recent Oakleigh East sales











Discover a snapshot of the most recent results for this suburb, to view the full 12 months of sales history, please go to jellisraig.com.au/suburb-reports

Address	Bedrooms	Type	Price	Sold
 3/13 State St Oakleigh East	3	Unit	\$895,000	07 Jan 2026
 2/24 Coane St Oakleigh East	3	Townhouse	\$925,000	07 Jan 2026
 8/1761 Dandenong Rd Oakleigh East	2	Strata Unit/Flat	\$350,000	29 Dec 2025
 4/14 Bonham Cr Oakleigh East	1	Apartment	\$480,000	17 Dec 2025
 71 Highland Av Oakleigh East	3	House	\$1,344,000	13 Dec 2025
 80 Macrina St Oakleigh East	3	House	\$1,445,000	13 Dec 2025
 72 Ferntree Gully Rd Oakleigh East	3	House	\$1,215,000	13 Dec 2025
 1/6 Clovis St Oakleigh East	3	Unit	\$790,000	07 Dec 2025
 2/10 Bonham Cr Oakleigh East	3	Unit	\$890,000	29 Nov 2025
 1/10 Franklyn St Oakleigh East	4	Townhouse	\$1,130,000	29 Nov 2025

OAKLEIGH EAST SUBURB REPORT

Address	Bedrooms	Type	Price	Sold
 48 Nonna St Oakleigh East	3	House	\$912,500	29 Nov 2025
 2/12 Inga St Oakleigh East	4	Townhouse	\$1,047,352	28 Nov 2025
 2/4 Leumear St Oakleigh East	3	Townhouse	\$988,000	26 Nov 2025
 1663 Dandenong Rd Oakleigh East	3	House	\$850,000	25 Nov 2025
 3/133 CLAYTON Rd Oakleigh East	3	Townhouse	\$908,000	25 Nov 2025
 2/11 Oberon Av Oakleigh East	3	Townhouse	\$1,050,500	22 Nov 2025
 4 Black St Oakleigh East	3	House	\$1,186,000	22 Nov 2025
 1699 Dandenong Rd Oakleigh East	4	House	\$1,250,000	19 Nov 2025
 3/130 Ferntree Gully Rd OAKLEIGH EAST	3	Townhouse	\$707,500	15 Nov 2025
 13 Gordon Av Oakleigh East	6	House	\$1,475,000	12 Nov 2025

OAKLEIGH EAST SUBURB REPORT

Address	Bedrooms	Type	Price	Sold
 5/11 State St Oakleigh East	2	Unit	\$630,000	10 Nov 2025
 26/1656 Dandenong Rd Oakleigh East	1	Flat/Unit/Apartment	\$430,000	07 Nov 2025
 21 Surrey Cr Oakleigh East	3	House	\$1,215,000	25 Oct 2025
 9c State St Oakleigh East	3	Townhouse	\$1,196,000	25 Oct 2025
 21 Lerina St Oakleigh East	4	House	\$1,532,000	23 Oct 2025
 37 Gordon Av Oakleigh East	4	House	\$1,205,000	20 Oct 2025
 151 Huntingdale Rd Oakleigh East	3	House	\$1,090,000	18 Oct 2025
 1/9 Albany Rd Oakleigh East	3	Unit	\$850,000	16 Oct 2025
 2/40 Nonna St Oakleigh East	3	Townhouse	\$1,105,000	15 Oct 2025
 20a Lawson St Oakleigh East	4	Townhouse	\$1,166,888	15 Oct 2025



Jellis Craig Mount Waverley
280 Stephenson's Road, Mount Waverley
03 8849 8088

Jellis Craig acknowledges and pays our respects to the Bunurong People, the Wadawurrung People, the Dja Dja Wurrung People and the Wurundjeri People as the Traditional Owners and original custodians of the lands on which Jellis Craig operates.

Data is current as of PDF generation date 01/02/2026

- 1 Property Data Online, updated quarterly for the past 12 months
- 2 Property Data Online, updated daily for the past 12 months
- 3 Property Data Online, updated daily for the past quarter
- 4 Jellis Craig's average inspection attendance per listing (houses) over the last 12 months, updated daily
- 5 2021 Australian Census
- 6 Property Data Online, updated daily

This publication contains data, analytics, statistics and other information supplied by PROPERTYDATAONLINE PTY LTD (PropertyData). The data provided in this publication is of a general nature and should not be construed as specific advice or relied upon in lieu of appropriate professional advice.

PropertyData relies upon data supplied by third parties and while the data is checked and reviewed, PropertyData does not warrant the accuracy or completeness of the information to the full extent permitted by the law and excludes all loss or damage howsoever arising (including through negligence) in connection with the data supplied by PropertyData. The State of Victoria owns the copyright in the Property Sales Data and reproduction of that data in any way without the consent of the State of Victoria will constitute a breach of the Copyright Act 1968 (cth). The State of Victoria does not warrant the accuracy or completeness of the Property Sales Data and any person using or relying upon such information does so on the basis that the State of Victoria accepts no responsibility or liability whatsoever for any errors, faults, defects or omissions in the information supplied.