

# JellisCraig

OAKLEIGH EAST

# Suburb Report

Know your neighbourhood.



OAKLEIGH EAST SUBURB REPORT

Median House Price\*

Median

\$1.24m

Quarterly Price Change

0.40% ↑

Median Unit Price\*

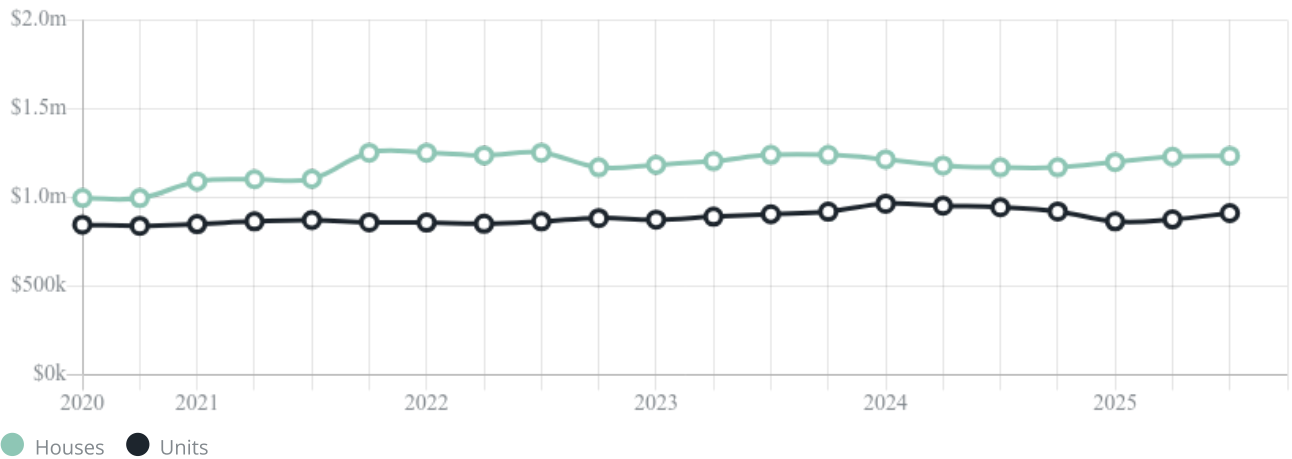
Median

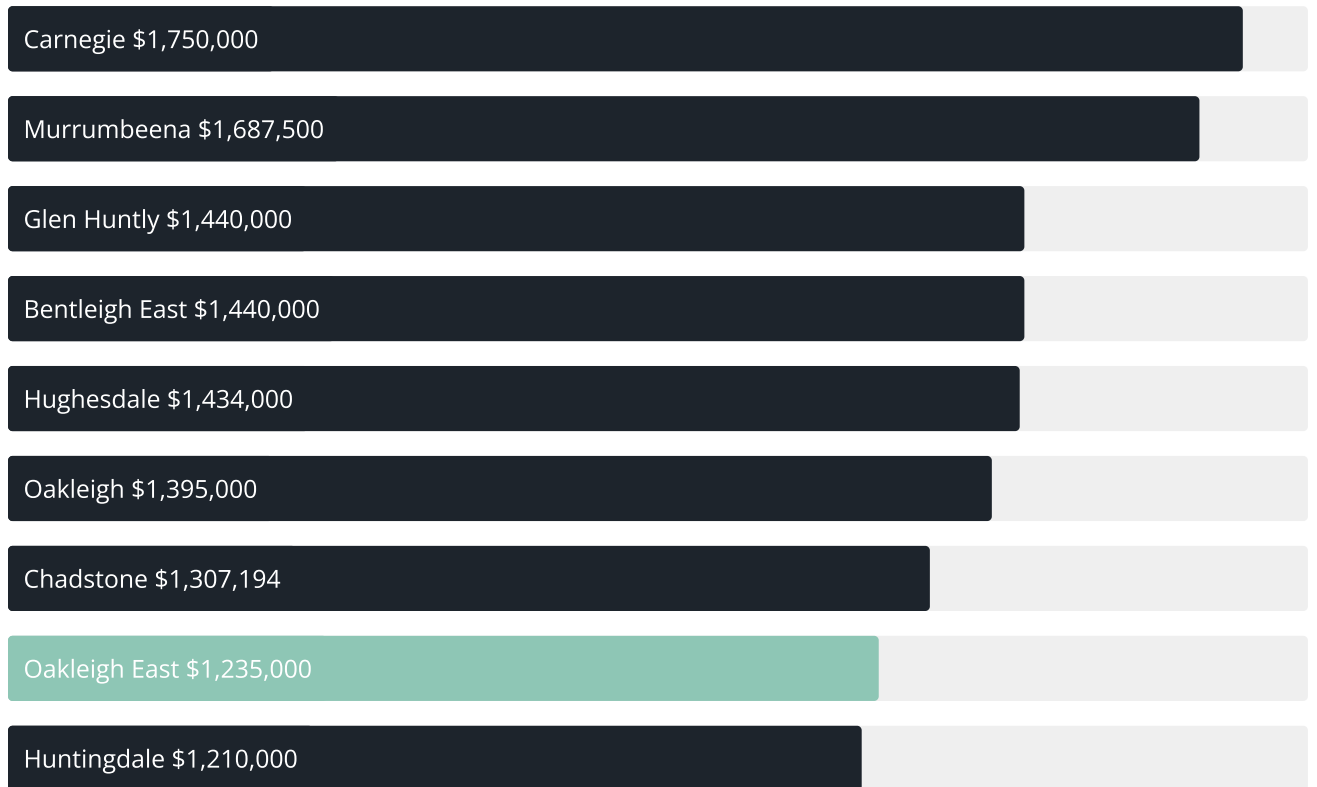
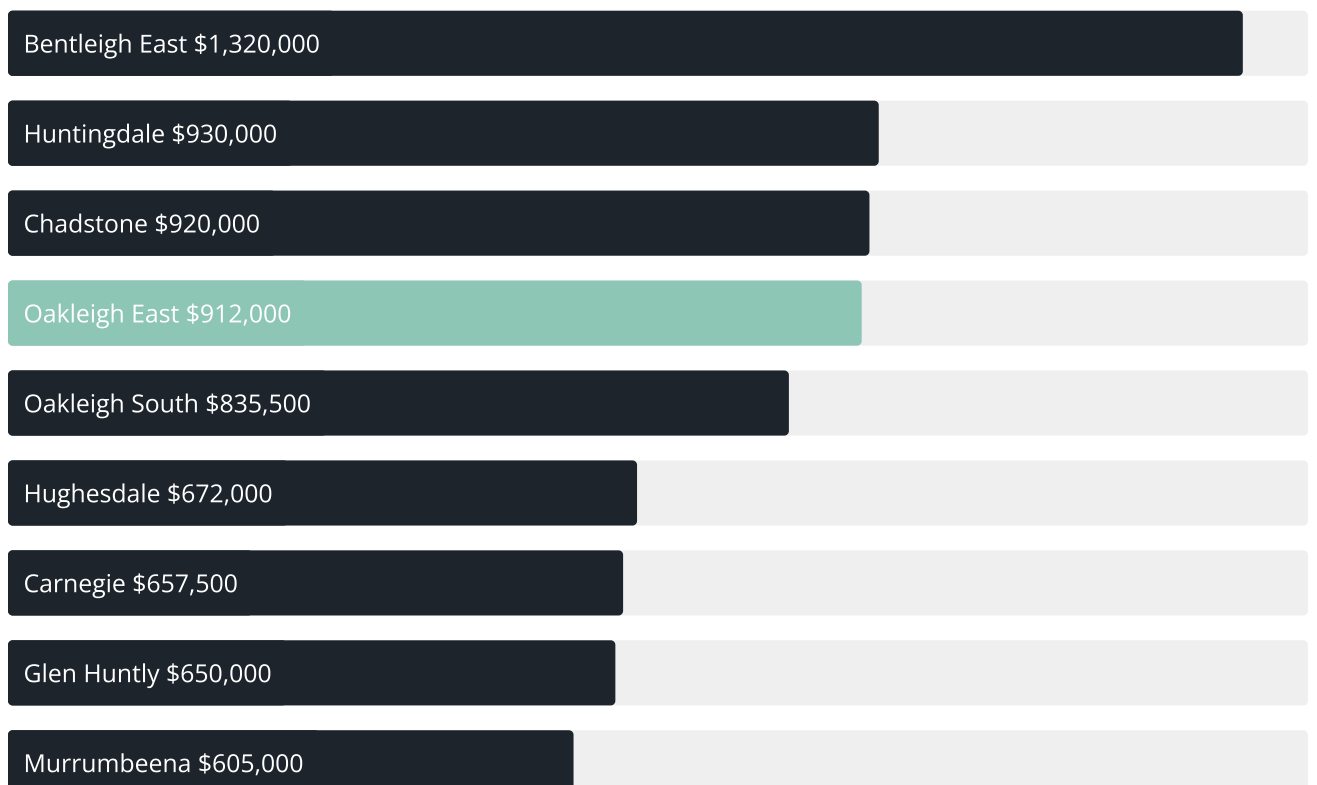
\$912k

Quarterly Price Change

4.07% ↑

Quarterly Price Change\*



Median House Sale Price<sup>\*</sup>Median Unit Sale Price<sup>\*</sup>

## OAKLEIGH EAST SUBURB REPORT

Sale Method<sup>\*</sup>

● Auction 95%  
● Private 5%

Auction Clearance Rate<sup>\*</sup>

76.32%

Median Days on Market<sup>^</sup>

25 days

Average Hold Period<sup>\*</sup>

5.6 years

Dwelling Type<sup>^</sup>

● Houses 69% ● Units 31%

Ownership<sup>^</sup>

● Owned Outright 34% ● Mortgaged 34% ● Rented 32%

Population<sup>^</sup>

6,804

Median Asking Rent per week<sup>\*</sup>

\$645

Population Growth<sup>^</sup>

5.59%

Rental Yield<sup>\*</sup>

2.73%

Median Age<sup>^</sup>











35 years

Median Household Size<sup>^</sup>











2.6 people

## OAKLEIGH EAST SUBURB REPORT











Discover a snapshot of the most recent results for this suburb, to view the full 12 months of sales history, please go to [jellisicraig.com.au/suburbinsights](https://jellisicraig.com.au/suburbinsights)

Address	Bedrooms	Type	Price	Sold
 71 Highland Av Oakleigh East	3	House	\$1,344,000	13 Dec 2025
 80 Macrina St Oakleigh East	3	House	\$1,445,000	13 Dec 2025
 72 Ferntree Gully Rd Oakleigh East	3	House	\$1,215,000	13 Dec 2025
 1/6 Clovis St Oakleigh East	3	Unit	\$790,000	07 Dec 2025
 2/10 Bonham Cr Oakleigh East	3	Unit	\$890,000	29 Nov 2025
 2/12 Inga St Oakleigh East	4	Townhouse	\$1,047,352	28 Nov 2025
 3/133 CLAYTON Rd Oakleigh East	3	Townhouse	\$908,000	25 Nov 2025
 2/11 Oberon Av Oakleigh East	3	Townhouse	\$1,050,500	22 Nov 2025
 4 Black St Oakleigh East	3	House	\$1,186,000	22 Nov 2025
 1699 Dandenong Rd Oakleigh East	4	House	\$1,250,000	19 Nov 2025

## OAKLEIGH EAST SUBURB REPORT

Address	Bedrooms	Type	Price	Sold
 3/130 Ferntree Gully Rd OAKLEIGH EAST	3	Townhouse	\$707,500	15 Nov 2025
 13 Gordon Av Oakleigh East	6	House	\$1,475,000	12 Nov 2025
 5/11 State St Oakleigh East	2	Unit	\$630,000	10 Nov 2025
 26/1656 Dandenong Rd Oakleigh East	1	Flat/Unit/Apartment	\$430,000	07 Nov 2025
 21 Surrey Cr Oakleigh East	3	House	\$1,215,000	25 Oct 2025
 9c State St Oakleigh East	3	Townhouse	\$1,196,000	25 Oct 2025
 21 Lerina St Oakleigh East	4	House	\$1,532,000	23 Oct 2025
 37 Gordon Av Oakleigh East	4	House	\$1,205,000	20 Oct 2025
 151 Huntingdale Rd Oakleigh East	3	House	\$1,090,000	18 Oct 2025
 1/9 Albany Rd Oakleigh East	3	Unit	\$850,000	16 Oct 2025

## OAKLEIGH EAST SUBURB REPORT

Address	Bedrooms	Type	Price	Sold
 2/40 Nonna St Oakleigh East	3	Townhouse	\$1,105,000	15 Oct 2025
 20a Lawson St Oakleigh East	4	Townhouse	\$1,166,888	15 Oct 2025
 3/7 Oakleigh St Oakleigh East	1	Strata Unit/Flat	\$568,000	14 Oct 2025
 1695 Dandenong Rd Oakleigh East	5	House	\$2,215,000	11 Oct 2025
 2 Gordon Av Oakleigh East	4	House	\$1,350,000	11 Oct 2025
 1/28 Leumear St OAKLEIGH EAST	3	Flat/Unit/Apartment	\$500,000	09 Oct 2025
 2/20 Carmichael Rd Oakleigh East	3	Unit	\$930,000	04 Oct 2025
 10 Bowmans Pde Oakleigh East	4	Townhouse	\$1,640,000	24 Sep 2025
 3/7 Mercer St Oakleigh East	2	Unit	\$630,000	23 Sep 2025
 63 Patrick St Oakleigh East	3	House	\$1,650,000	20 Sep 2025



Mount Waverley Office  
280 Stephensons Road, Mount Waverley  
03 8849 8088

[jellisraig.com.au](http://jellisraig.com.au)

Data is current as of PDF generation date 01/01/2026

\* Updated Quarterly for the past 12 months

^ Updated daily for the past quarter

~ Updated daily: 33 recent results.

This publication contains data, analytics, statistics and other information supplied by PROPERTYDATAONLINE PTY LTD (PropertyData). The data provided in this publication is of a general nature and should not be construed as specific advice or relied upon in lieu of appropriate professional advice.

PropertyData relies upon data supplied by third parties and while the data is checked and reviewed, PropertyData does not warrant the accuracy or completeness of the information to the full extent permitted by the law and excludes all loss or damage howsoever arising (including through negligence) in connection with the data supplied by PropertyData. The State of Victoria owns the copyright in the Property Sales Data and reproduction of that data in any way without the consent of the State of Victoria will constitute a breach of the Copyright Act 1968 (cth). The State of Victoria does not warrant the accuracy or completeness of the Property Sales Data and any person using or relying upon such information does so on the basis that the State of Victoria accepts no responsibility or liability whatsoever for any errors, faults, defects or omissions in the information supplied.