



Ocean Grove

Suburb Report



Your connection to property insights



JellisCraig

OCEAN GROVE SUBURB REPORT

Median house price¹

Median

\$925k

Quarterly price change

-2.11% ↓

Median unit price¹

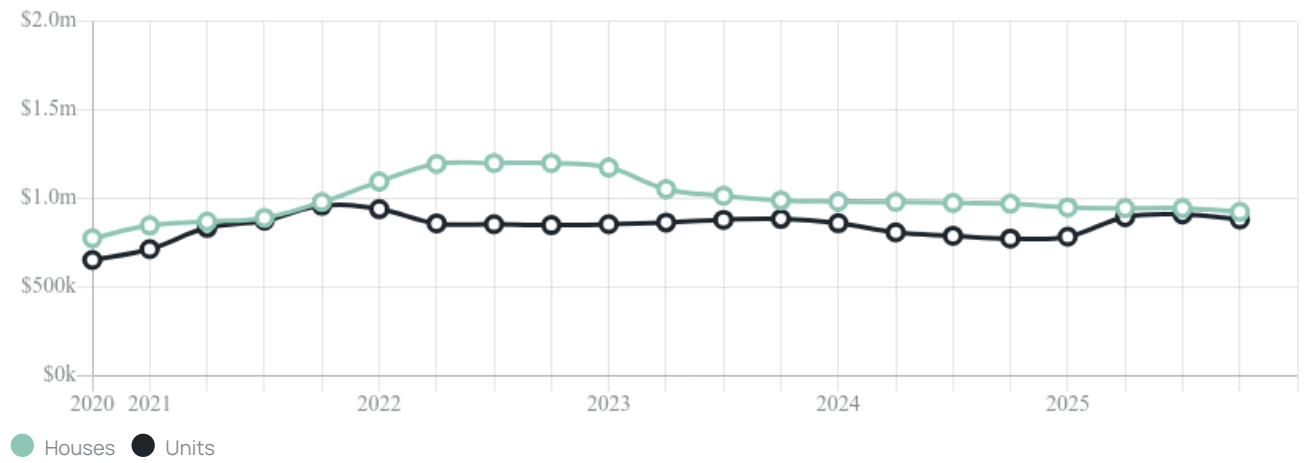
Median

\$883k

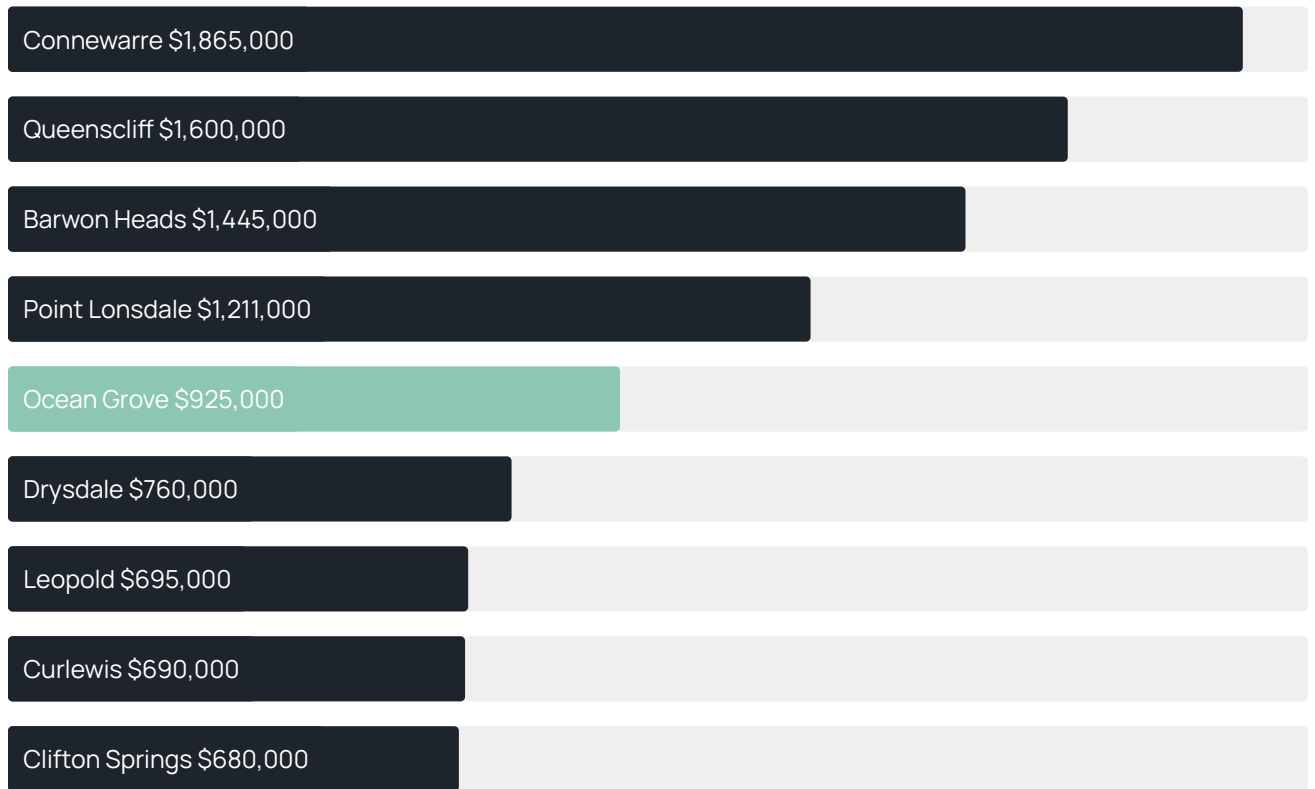
Quarterly price change

-3.02% ↓

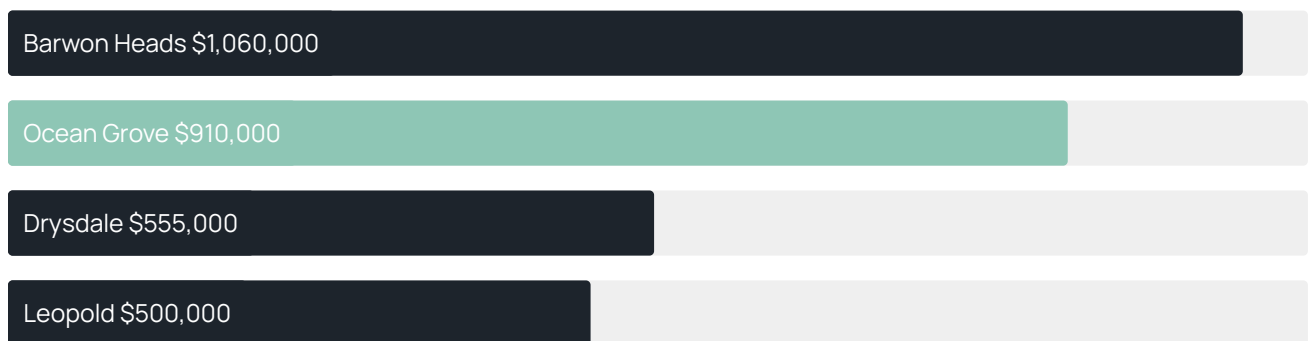
Quarterly price change¹



Median house price¹



Median unit price¹



Sale method²



● Auction 1%
● Private 99%

Median days on market³

79 days

Average hold period¹

5.5 years

Dwelling type⁵



● Houses 93% ● Units 7%

Ownership⁵



● Owned outright 44% ● Mortgaged 40% ● Rented 15%

Population⁵

17,714

Median asking rent¹

\$600 per week

Median age⁵

43 years

Rental yield¹

3.1%











Median household size⁵

2.5 people











OCEAN GROVE SUBURB REPORT

Recent Ocean Grove sales











Discover a snapshot of the most recent results for this suburb, to view the full 12 months of sales history, please go to jellisraig.com.au/suburb-reports

Address	Bedrooms	Type	Price	Sold
 7b Oakdean Blvd Ocean Grove	3	Unit	\$790,000	31 Mar 2026
 2/68 Draper St Ocean Grove	3	Unit	\$730,000	18 Mar 2026
 122 Shell Rd Ocean Grove	3	House	\$707,000	16 Mar 2026
 11 Richard Av OCEAN GROVE	4	House	\$1,100,000	13 Mar 2026
 101/21 Hodgson St Ocean Grove	2	Apartment	\$975,000	12 Mar 2026
 157 Devlins Rd Ocean Grove	4	House	\$1,175,000	12 Mar 2026
 5/100 The Parade Ocean Grove	2	Apartment	\$745,000	11 Mar 2026
 3 Kingston Cl Ocean Grove	4	House	\$1,675,000	07 Mar 2026
 40 Lake Av Ocean Grove	3	House	\$865,000	06 Mar 2026
 9 Abalone Ct OCEAN GROVE	5	House	\$1,225,000	06 Mar 2026

OCEAN GROVE SUBURB REPORT

Address	Bedrooms	Type	Price	Sold
 56 Powell St. W Ocean Grove	4	House	\$1,310,000	06 Mar 2026
 2/4 Karri Cl Ocean Grove	2	Unit	\$667,500	06 Mar 2026
 108 Cerberus Dr Ocean Grove	4	House	\$1,065,000	05 Mar 2026
 23 Wiltons Rd Ocean Grove	4	House	\$2,300,000	04 Mar 2026
 9/100 The Parade Ocean Grove	2	Apartment	\$840,000	04 Mar 2026
 6 Teatree Cl Ocean Grove	3	House	\$885,000	04 Mar 2026
 114 The Terrace Ocean Grove	6	House	\$1,920,000	03 Mar 2026
 35 Inglewood La Ocean Grove	4	House	\$1,260,000	27 Feb 2026
 63 Tareeda Way OCEAN GROVE	4	House	\$1,030,000	23 Feb 2026
 127 Oakdean Blvd Ocean Grove	5	House	\$1,400,000	20 Feb 2026

OCEAN GROVE SUBURB REPORT

Address	Bedrooms	Type	Price	Sold
 12 Bonnyvale Rd Ocean Grove	5	House	\$810,000	20 Feb 2026
 154 Asbury St.E Ocean Grove	5	House	\$1,690,000	20 Feb 2026
 3b Lookout Rd Ocean Grove	4	Townhouse	\$2,430,000	20 Feb 2026
 2/15 Lookout Rd Ocean Grove	2	Flat/Unit/Apartment	\$1,180,000	20 Feb 2026
 20-22 Hocking Dr Ocean Grove	3	House	\$910,000	19 Feb 2026
 37 Lelean St Ocean Grove	3	House	\$960,000	18 Feb 2026
 1/159 The Avenue OCEAN GROVE	3	Unit	\$848,000	17 Feb 2026
 1/15 Watkin St Ocean Grove	2	House	\$655,000	17 Feb 2026
 157 Dare St Ocean Grove	3	House	\$1,400,000	16 Feb 2026
 45 Esperence Cr Ocean Grove	4	House	\$964,000	16 Feb 2026



Jellis Craig Barwon Heads

Shop 2, 68 Hitchcock Avenue, Barwon Heads, 3227
03 9088 8968

Jellis Craig acknowledges and pays our respects to the Bunurong People, the Wadawurrung People, the Dja Dja Wurrung People and the Wurundjeri People as the Traditional Owners and original custodians of the lands on which Jellis Craig operates.

Data is current as of PDF generation date 01/04/2026

- 1 Property Data Online, updated quarterly for the past 12 months
- 2 Property Data Online, updated daily for the past 12 months
- 3 Property Data Online, updated daily for the past quarter
- 4 Jellis Craig's average inspection attendance per listing (houses) over the last 12 months, updated daily
- 5 2021 Australian Census
- 6 Property Data Online, updated daily

This publication contains data, analytics, statistics and other information supplied by PROPERTYDATAONLINE PTY LTD (PropertyData). The data provided in this publication is of a general nature and should not be construed as specific advice or relied upon in lieu of appropriate professional advice.

PropertyData relies upon data supplied by third parties and while the data is checked and reviewed, PropertyData does not warrant the accuracy or completeness of the information to the full extent permitted by the law and excludes all loss or damage howsoever arising (including through negligence) in connection with the data supplied by PropertyData. The State of Victoria owns the copyright in the Property Sales Data and reproduction of that data in any way without the consent of the State of Victoria will constitute a breach of the Copyright Act 1968 (cth). The State of Victoria does not warrant the accuracy or completeness of the Property Sales Data and any person using or relying upon such information does so on the basis that the State of Victoria accepts no responsibility or liability whatsoever for any errors, faults, defects or omissions in the information supplied.