



Ocean Grove

Suburb Report



Your connection to property insights



JellisCraig

OCEAN GROVE SUBURB REPORT

Median house price¹

Median

\$950k

Quarterly price change

2.70% ↑

Median unit price¹

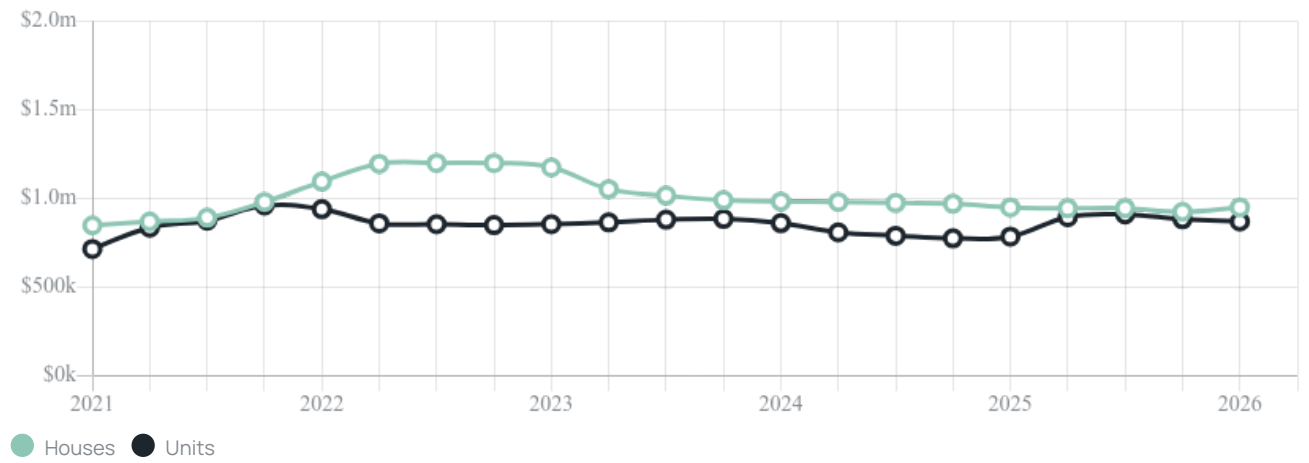
Median

\$870k

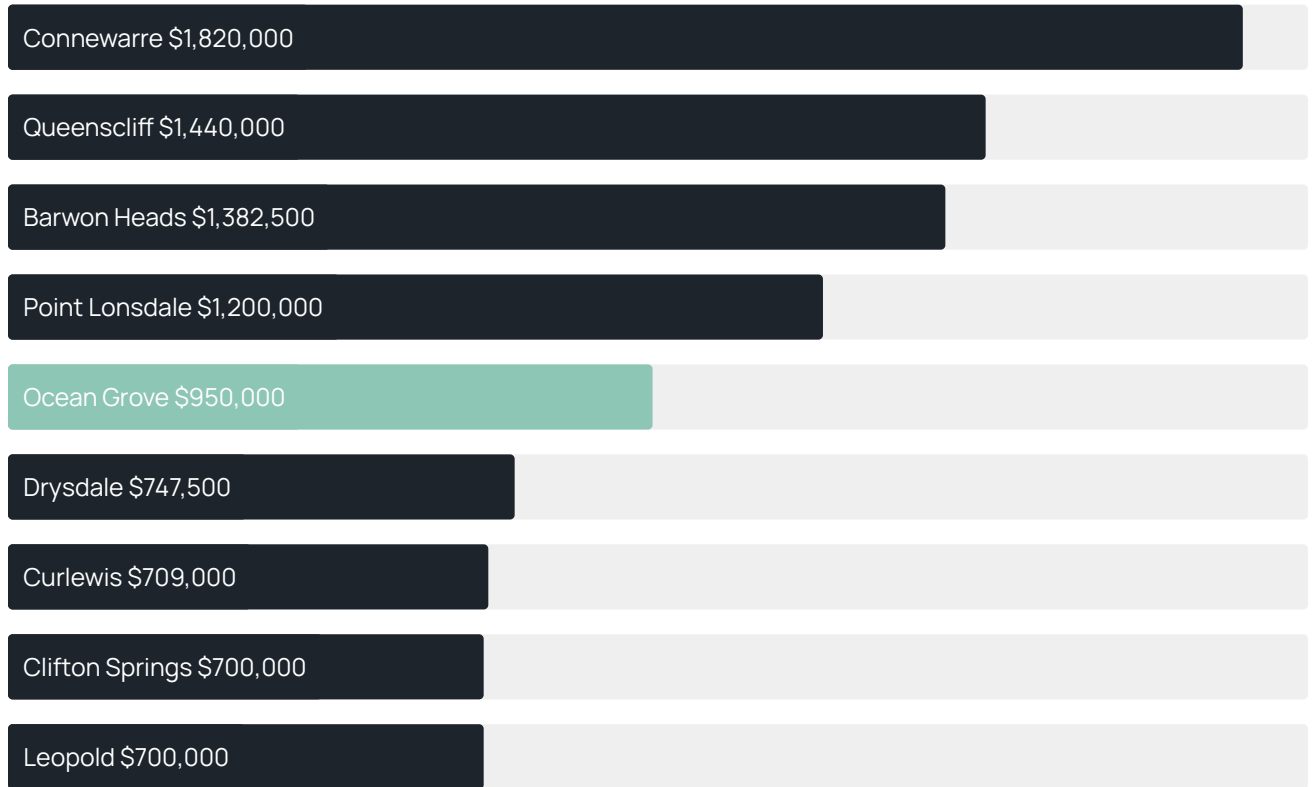
Quarterly price change

-1.41% ↓

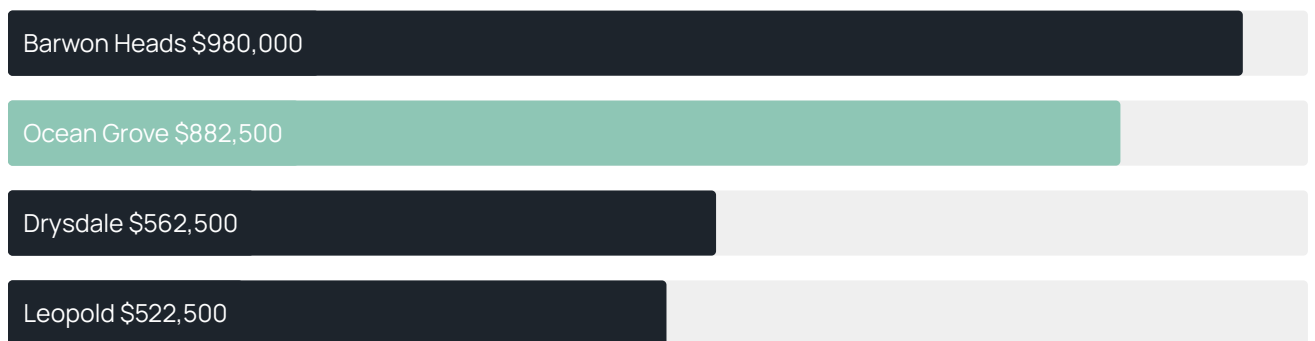
Quarterly price change¹



Median house price¹



Median unit price¹



Sale method²



- Auction 2%
- Private 98%

Auction clearance rate³

50%

Median days on market³

54 days

Average hold period¹

5.5 years

Dwelling type⁵



- Houses 93%
- Units 7%

Ownership⁵



- Owned outright 44%
- Mortgaged 40%
- Rented 15%

Population⁵

17,714

Median asking rent¹

\$650 per week

Median age⁵

43 years

Rental yield¹

3.1%











Median household size⁵

2.5 people











OCEAN GROVE SUBURB REPORT

Recent Ocean Grove sales











Discover a snapshot of the most recent results for this suburb, to view the full 12 months of sales history, please go to jellisraig.com.au/suburb-reports

Address	Bedrooms	Type	Price	Sold
 17 Lyrebird St Ocean Grove	4	House	\$1,100,000	18 Jun 2026
 247a Coastal Blvd Ocean Grove	3	House	\$810,000	18 Jun 2026
 4 Richmond Ct Ocean Grove	5	House	\$980,000	17 Jun 2026
 11 Lincoln Way Ocean Grove	4	House	\$945,000	16 Jun 2026
 38 Lake Av Ocean Grove	3	House	\$832,500	16 Jun 2026
 16 Belvedere Tce Ocean Grove	3	House	\$777,500	12 Jun 2026
 18 Janelle Way Ocean Grove	4	House	\$830,000	11 Jun 2026
 8 Centurian St Ocean Grove	4	House	\$910,000	10 Jun 2026
 4 Sea Breeze Ct Ocean Grove	4	House	\$1,400,000	10 Jun 2026
 44 Alderbrook Dr Ocean Grove	4	House	\$885,000	10 Jun 2026

OCEAN GROVE SUBURB REPORT

Address	Bedrooms	Type	Price	Sold
 12 Scammell St Ocean Grove	4	House	\$1,085,000	09 Jun 2026
 21 Somerdale Av Ocean Grove	3	House	\$817,000	06 Jun 2026
 2/52 Powell St Ocean Grove	2	Unit	\$640,000	05 Jun 2026
 5 Crane Ct Ocean Grove	3	House	\$865,000	03 Jun 2026
 1/29-33 Baker St Ocean Grove	2	House	\$600,000	02 Jun 2026
 13 Warrumbungle Cl Ocean Grove	4	House	\$825,000	02 Jun 2026
 1/32 Kalinga Rd Ocean Grove	2	House	\$737,500	29 May 2026
 40 Madeley St Ocean Grove	3	House	\$910,000	26 May 2026
 6 Presidents Av OCEAN GROVE	3	House	\$1,010,000	26 May 2026
 22 Pembroke Rd Ocean Grove	4	House	\$835,000	26 May 2026

OCEAN GROVE SUBURB REPORT

Address	Bedrooms	Type	Price	Sold
 1a Maldon Pl Ocean Grove	3	House	\$690,000	25 May 2026
 10 Ripview Dr Ocean Grove	4	House	\$995,000	25 May 2026
 2/48 Asbury St.W OCEAN GROVE	2	Townhouse	\$800,000	22 May 2026
 40 Endeavour Dr Ocean Grove	4	House	\$730,000	20 May 2026
 2/48 Asbury St Ocean Grove	2	Flat/Unit/Apartment	\$800,000	20 May 2026
 8 Glenhaven Mews OCEAN GROVE	5	House	\$990,000	18 May 2026
 26 Wiltons Rd OCEAN GROVE	4	House	\$940,000	18 May 2026
 3 Wiltons Rd Ocean Grove	3	House	\$950,000	18 May 2026
 6 Awaroa St Ocean Grove	4	House	\$980,000	11 May 2026
 108 Oakdean Blvd Ocean Grove	4	House	\$1,030,000	09 May 2026



Jellis Craig Barwon Heads

Shop 2, 68 Hitchcock Avenue, Barwon Heads, 3227
03 9088 8968

Jellis Craig acknowledges and pays our respects to the Bunurong People, the Wadawurrung People, the Dja Dja Wurrung People and the Wurundjeri People as the Traditional Owners and original custodians of the lands on which Jellis Craig operates.

Data is current as of PDF generation date 01/07/2026

- 1 Property Data Online, updated quarterly for the past 12 months
- 2 Property Data Online, updated daily for the past 12 months
- 3 Property Data Online, updated daily for the past quarter
- 4 Jellis Craig's average inspection attendance per listing (houses) over the last 12 months, updated daily
- 5 2021 Australian Census
- 6 Property Data Online, updated daily

This publication contains data, analytics, statistics and other information supplied by PROPERTYDATAONLINE PTY LTD (PropertyData). The data provided in this publication is of a general nature and should not be construed as specific advice or relied upon in lieu of appropriate professional advice.

PropertyData relies upon data supplied by third parties and while the data is checked and reviewed, PropertyData does not warrant the accuracy or completeness of the information to the full extent permitted by the law and excludes all loss or damage howsoever arising (including through negligence) in connection with the data supplied by PropertyData. The State of Victoria owns the copyright in the Property Sales Data and reproduction of that data in any way without the consent of the State of Victoria will constitute a breach of the Copyright Act 1968 (cth). The State of Victoria does not warrant the accuracy or completeness of the Property Sales Data and any person using or relying upon such information does so on the basis that the State of Victoria accepts no responsibility or liability whatsoever for any errors, faults, defects or omissions in the information supplied.