



Ocean Grove

# Suburb Report



Your connection to property insights



**JellisCraig**

OCEAN GROVE SUBURB REPORT

Median house price<sup>1</sup>

Median

\$950k

Quarterly price change

2.70% ↑

Median unit price<sup>1</sup>

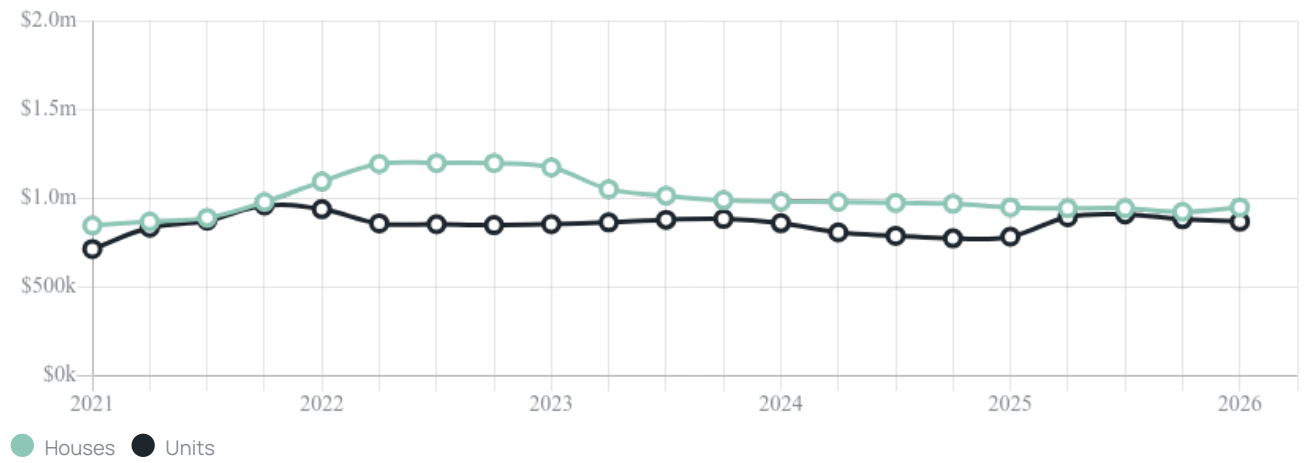
Median

\$870k

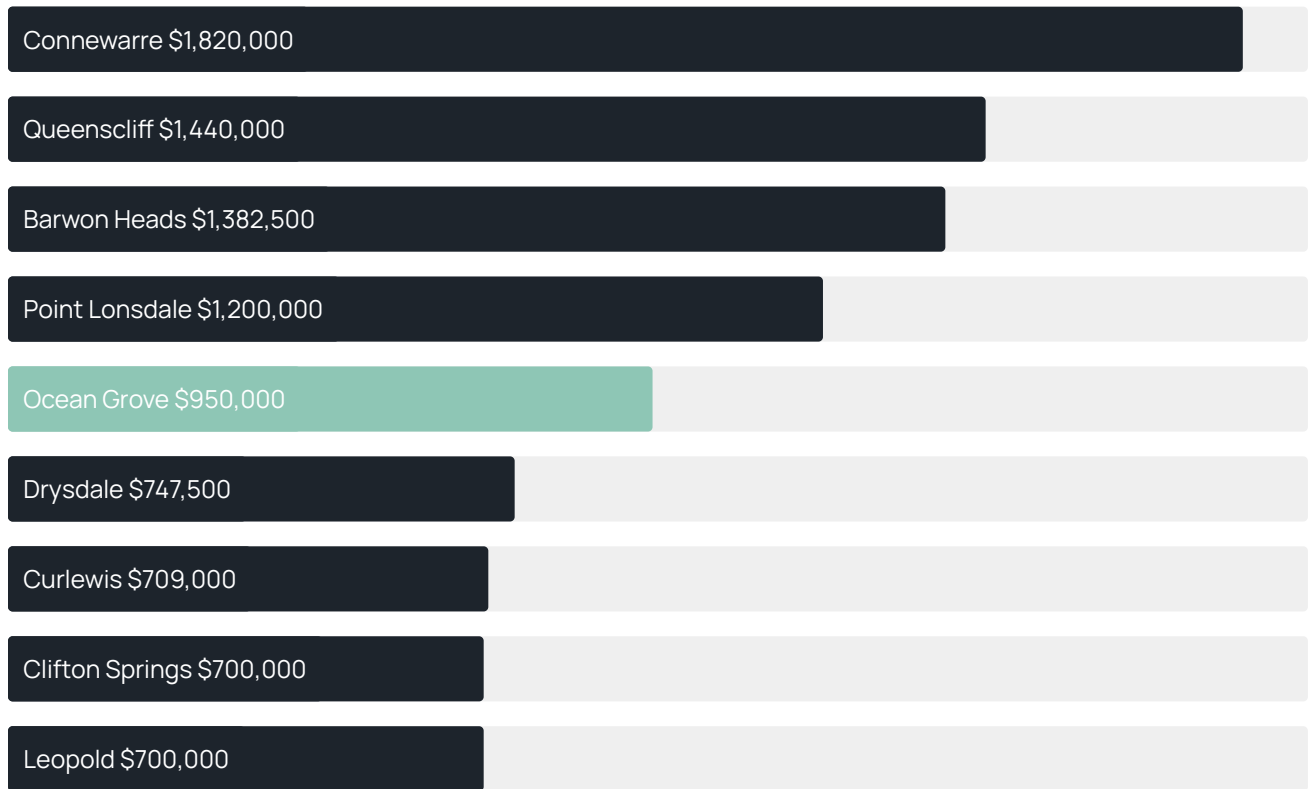
Quarterly price change

-1.41% ↓

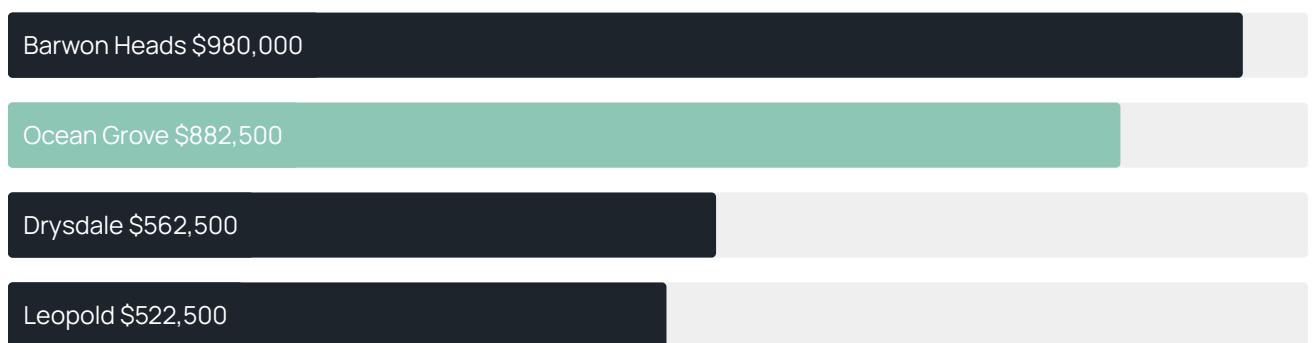
Quarterly price change<sup>1</sup>



### Median house price<sup>1</sup>



### Median unit price<sup>1</sup>



Sale method<sup>2</sup>



● Auction 2%  
● Private 98%

Median days on market<sup>3</sup>

58 days

Average hold period<sup>1</sup>

5.5 years

Dwelling type<sup>5</sup>



● Houses 93% ● Units 7%

Ownership<sup>5</sup>



● Owned outright 44% ● Mortgaged 40% ● Rented 15%

Population<sup>5</sup>

17,714

Median asking rent<sup>1</sup>

\$650 per week

Median age<sup>5</sup>

43 years

Rental yield<sup>1</sup>

3.1%











Median household size<sup>5</sup>

2.5 people










OCEAN GROVE SUBURB REPORT

## Recent Ocean Grove sales











Discover a snapshot of the most recent results for this suburb, to view the full 12 months of sales history, please go to [jellisraig.com.au/suburb-reports](http://jellisraig.com.au/suburb-reports)

Address	Bedrooms	Type	Price	Sold
 40 Madeley St Ocean Grove	3	House	\$910,000	26 May 2026
 22 Pembroke Rd Ocean Grove	4	House	\$835,000	26 May 2026
 2/48 Asbury St.W OCEAN GROVE	2	Townhouse	\$800,000	22 May 2026
 40 Endeavour Dr Ocean Grove	4	House	\$730,000	20 May 2026
 8 Glenhaven Mews OCEAN GROVE	5	House	\$990,000	18 May 2026
 26 Wiltons Rd OCEAN GROVE	4	House	\$940,000	18 May 2026
 6 Awaroa St Ocean Grove	4	House	\$980,000	11 May 2026
 64A Draper St Ocean Grove	3	House	\$1,210,000	08 May 2026
 84-86 Empress Blvd Ocean Grove	5	House	\$1,100,000	08 May 2026
 6 Alcandre St Ocean Grove	4	House	\$920,000	08 May 2026

## OCEAN GROVE SUBURB REPORT

Address	Bedrooms	Type	Price	Sold
 11 Sheoak Ct Ocean Grove	3	House	\$845,000	06 May 2026
 20 Grubb Rd Ocean Grove	4	House	\$1,280,000	05 May 2026
 29 Hillson Gr Ocean Grove	4	House	\$1,700,000	05 May 2026
 12b Jabiru Cl Ocean Grove	4	House	\$1,240,000	01 May 2026
 34 Dare St Ocean Grove	3	House	\$1,525,000	28 Apr 2026
 12 Carinae Ct Ocean Grove	3	House	\$792,000	28 Apr 2026
 8 Amos Ct Ocean Grove	5	House	\$1,320,000	27 Apr 2026
 5 Bronzewing St Ocean Grove	4	House	\$855,000	26 Apr 2026
 59 Madeley St Ocean Grove	3	House	\$1,450,000	23 Apr 2026
 65b Marlin Dr Ocean Grove	3	House	\$900,000	22 Apr 2026

## OCEAN GROVE SUBURB REPORT

Address	Bedrooms	Type	Price	Sold
 101 Madeley St Ocean Grove	4	House	\$1,560,000	16 Apr 2026
 4/43-47 Presidents Av Ocean Grove	2	Unit	\$638,000	15 Apr 2026
 43 Janelle Way Ocean Grove	4	House	\$970,000	15 Apr 2026
 4 Elva Rd OCEAN GROVE	3	House	\$1,220,000	14 Apr 2026
 22 Daintree Way Ocean Grove	3	House	\$815,000	14 Apr 2026
 1/113 The Parade Ocean Grove	3	Flat/Unit/Apartment	\$770,000	14 Apr 2026
 7A Achilles Ct Ocean Grove	2	House	\$805,250	11 Apr 2026
 41 Cheviot Tce Ocean Grove	4	House	\$1,100,000	11 Apr 2026
 60 Dare St Ocean Grove	3	House	\$1,175,000	10 Apr 2026
 3 Parkside Blvd Ocean Grove	3	House	\$880,000	10 Apr 2026



**Jellis Craig Barwon Heads**

Shop 2, 68 Hitchcock Avenue, Barwon Heads, 3227  
03 9088 8968

Jellis Craig acknowledges and pays our respects to the Bunurong People, the Wadawurrung People, the Dja Dja Wurrung People and the Wurundjeri People as the Traditional Owners and original custodians of the lands on which Jellis Craig operates.

---

Data is current as of PDF generation date 01/06/2026

- 1 Property Data Online, updated quarterly for the past 12 months
- 2 Property Data Online, updated daily for the past 12 months
- 3 Property Data Online, updated daily for the past quarter
- 4 Jellis Craig's average inspection attendance per listing (houses) over the last 12 months, updated daily
- 5 2021 Australian Census
- 6 Property Data Online, updated daily

This publication contains data, analytics, statistics and other information supplied by PROPERTYDATAONLINE PTY LTD (PropertyData). The data provided in this publication is of a general nature and should not be construed as specific advice or relied upon in lieu of appropriate professional advice.

PropertyData relies upon data supplied by third parties and while the data is checked and reviewed, PropertyData does not warrant the accuracy or completeness of the information to the full extent permitted by the law and excludes all loss or damage howsoever arising (including through negligence) in connection with the data supplied by PropertyData. The State of Victoria owns the copyright in the Property Sales Data and reproduction of that data in any way without the consent of the State of Victoria will constitute a breach of the Copyright Act 1968 (cth). The State of Victoria does not warrant the accuracy or completeness of the Property Sales Data and any person using or relying upon such information does so on the basis that the State of Victoria accepts no responsibility or liability whatsoever for any errors, faults, defects or omissions in the information supplied.