



Ocean Grove

Suburb Report



Your connection to property insights



JellisCraig

OCEAN GROVE SUBURB REPORT

Median house price¹

Median

\$950k

Quarterly price change

2.70% ↑

Median unit price¹

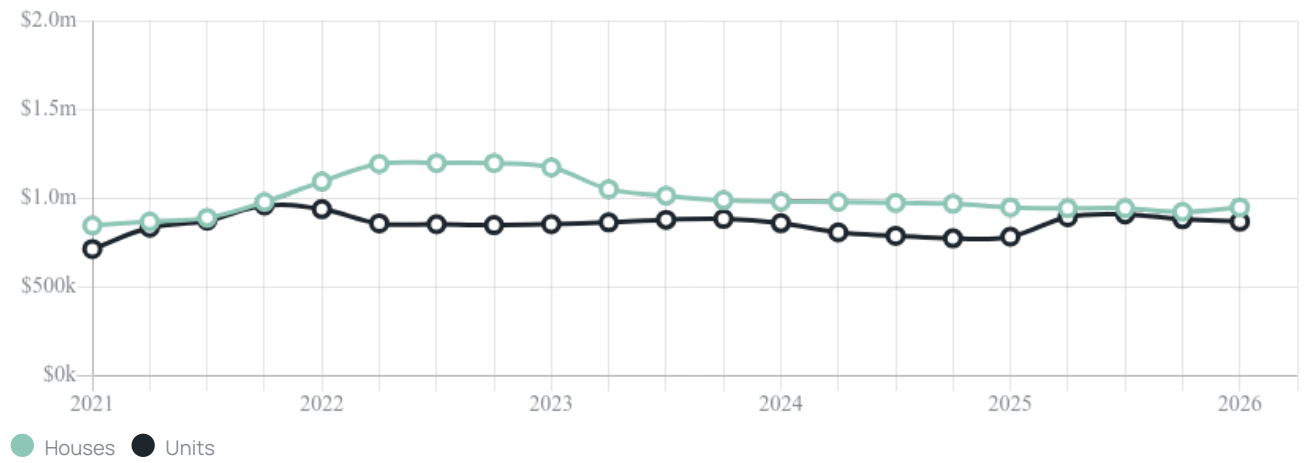
Median

\$870k

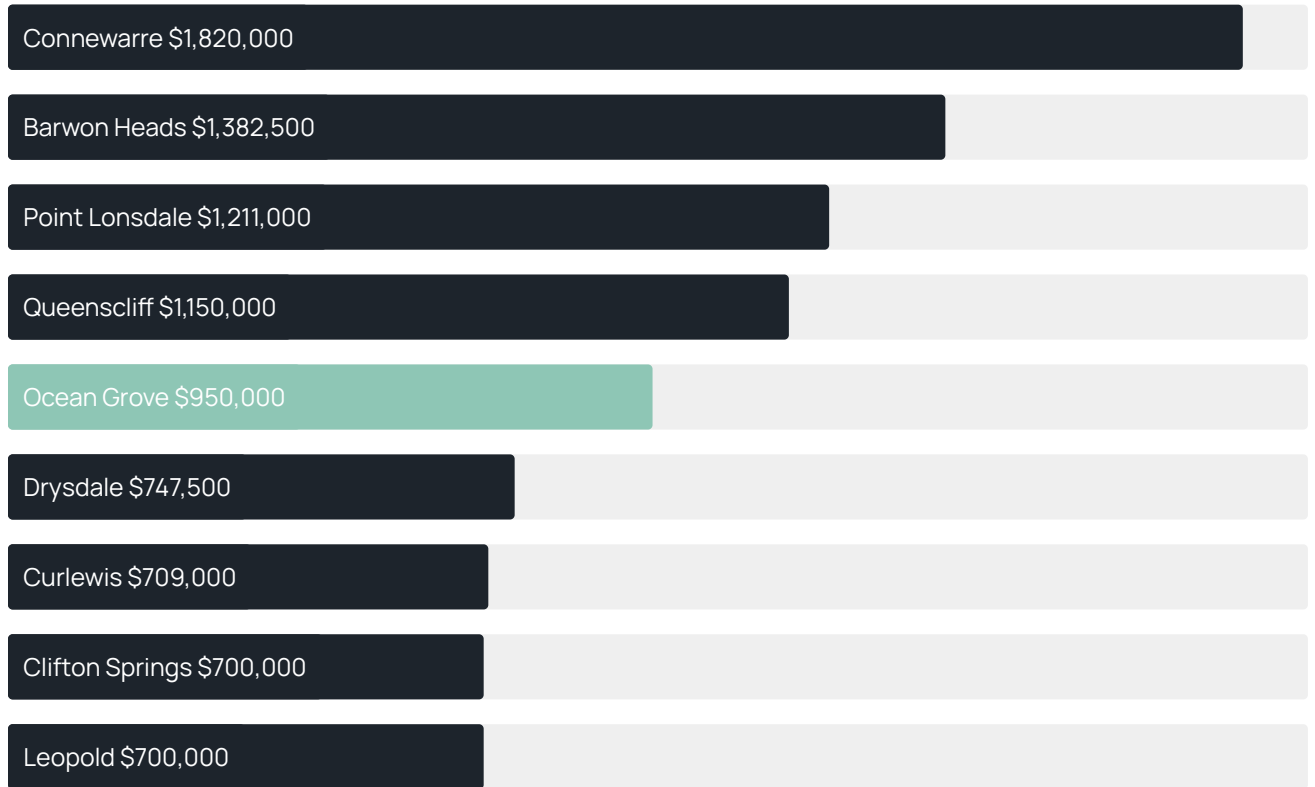
Quarterly price change

-1.41% ↓

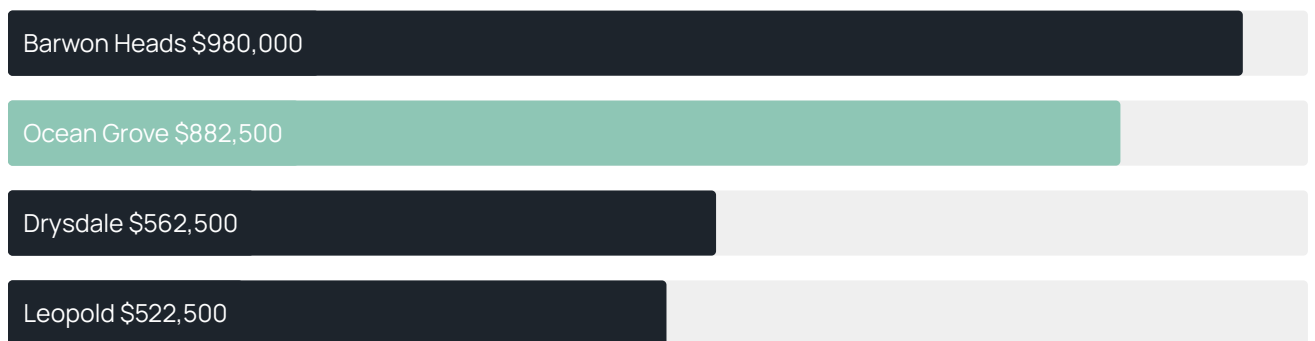
Quarterly price change¹



Median house price¹



Median unit price¹



Sale method²



● Auction 2%
● Private 98%

Median days on market³

66 days

Average hold period¹

5.5 years

Dwelling type⁵



● Houses 93% ● Units 7%

Ownership⁵



● Owned outright 44% ● Mortgaged 40% ● Rented 15%

Population⁵

17,714

Median asking rent¹

\$650 per week

Median age⁵

43 years

Rental yield¹

3.1%











Median household size⁵

2.5 people











OCEAN GROVE SUBURB REPORT

Recent Ocean Grove sales











Discover a snapshot of the most recent results for this suburb, to view the full 12 months of sales history, please go to jellisCraig.com.au/suburb-reports

Address	Bedrooms	Type	Price	Sold
 34 Dare St Ocean Grove	3	House	\$1,525,000	28 Apr 2026
 12 Carinae Ct Ocean Grove	3	House	\$792,000	28 Apr 2026
 8 Amos Ct Ocean Grove	5	House	\$1,320,000	27 Apr 2026
 65b Marlin Dr Ocean Grove	3	House	\$900,000	22 Apr 2026
 4/43-47 Presidents Av Ocean Grove	2	Unit	\$638,000	15 Apr 2026
 43 Janelle Way Ocean Grove	4	House	\$970,000	15 Apr 2026
 22 Daintree Way Ocean Grove	3	House	\$815,000	14 Apr 2026
 4 Elva Rd OCEAN GROVE	3	House	\$1,220,000	14 Apr 2026
 7A Achilles Ct Ocean Grove	2	House	\$805,250	11 Apr 2026
 60 Dare St Ocean Grove	3	House	\$1,175,000	10 Apr 2026

OCEAN GROVE SUBURB REPORT

Address	Bedrooms	Type	Price	Sold
 3 Parkside Blvd Ocean Grove	3	House	\$880,000	10 Apr 2026
 26 Thacker St Ocean Grove	4	House	\$1,050,000	09 Apr 2026
 75 Orton St Ocean Grove	2	House	\$950,000	08 Apr 2026
 50 Baker St Ocean Grove	8	House	\$2,500,000	08 Apr 2026
 4/31 Orton St Ocean Grove	3	Townhouse	\$868,000	02 Apr 2026
 42 Penleigh Cr Ocean Grove	4	House	\$990,000	02 Apr 2026
 25 Canis Cr Ocean Grove	4	House	\$1,645,000	02 Apr 2026
 7b Oakdean Blvd Ocean Grove	3	Unit	\$790,000	31 Mar 2026
 18 Mermaid Av Ocean Grove	4	House	\$1,800,000	30 Mar 2026
 1/65 The Avenue Ocean Grove	3	House	\$1,000,000	28 Mar 2026

OCEAN GROVE SUBURB REPORT

Address	Bedrooms	Type	Price	Sold
 74 Shorebreak Way Ocean Grove	4	House	\$1,200,000	27 Mar 2026
 7 Ironwood Ct Ocean Grove	4	House	\$1,150,000	20 Mar 2026
 70 Sunset Stp Ocean Grove	2	House	\$739,000	19 Mar 2026
 2/68 Draper St Ocean Grove	3	Unit	\$730,000	18 Mar 2026
 8 Newcomb St Ocean Grove	4	House	\$1,620,000	17 Mar 2026
 122 Shell Rd Ocean Grove	3	House	\$707,000	16 Mar 2026
 4/105 Dare St Ocean Grove	3	House	\$840,000	13 Mar 2026
 11 Richard Av OCEAN GROVE	4	House	\$1,100,000	13 Mar 2026
 101/21 Hodgson St Ocean Grove	2	Apartment	\$975,000	12 Mar 2026
 157 Devlins Rd Ocean Grove	4	House	\$1,175,000	12 Mar 2026



Jellis Craig Barwon Heads

Shop 2, 68 Hitchcock Avenue, Barwon Heads, 3227
03 9088 8968

Jellis Craig acknowledges and pays our respects to the Bunurong People, the Wadawurrung People, the Dja Dja Wurrung People and the Wurundjeri People as the Traditional Owners and original custodians of the lands on which Jellis Craig operates.

Data is current as of PDF generation date 01/05/2026

- 1 Property Data Online, updated quarterly for the past 12 months
- 2 Property Data Online, updated daily for the past 12 months
- 3 Property Data Online, updated daily for the past quarter
- 4 Jellis Craig's average inspection attendance per listing (houses) over the last 12 months, updated daily
- 5 2021 Australian Census
- 6 Property Data Online, updated daily

This publication contains data, analytics, statistics and other information supplied by PROPERTYDATAONLINE PTY LTD (PropertyData). The data provided in this publication is of a general nature and should not be construed as specific advice or relied upon in lieu of appropriate professional advice.

PropertyData relies upon data supplied by third parties and while the data is checked and reviewed, PropertyData does not warrant the accuracy or completeness of the information to the full extent permitted by the law and excludes all loss or damage howsoever arising (including through negligence) in connection with the data supplied by PropertyData. The State of Victoria owns the copyright in the Property Sales Data and reproduction of that data in any way without the consent of the State of Victoria will constitute a breach of the Copyright Act 1968 (cth). The State of Victoria does not warrant the accuracy or completeness of the Property Sales Data and any person using or relying upon such information does so on the basis that the State of Victoria accepts no responsibility or liability whatsoever for any errors, faults, defects or omissions in the information supplied.