



Ormond

# Suburb Report



Your connection to property insights



**JellisCraig**

ORMOND SUBURB REPORT

Median house price<sup>1</sup>

Median

\$1.82m

Quarterly price change

-1.93% ↓

Median unit price<sup>1</sup>

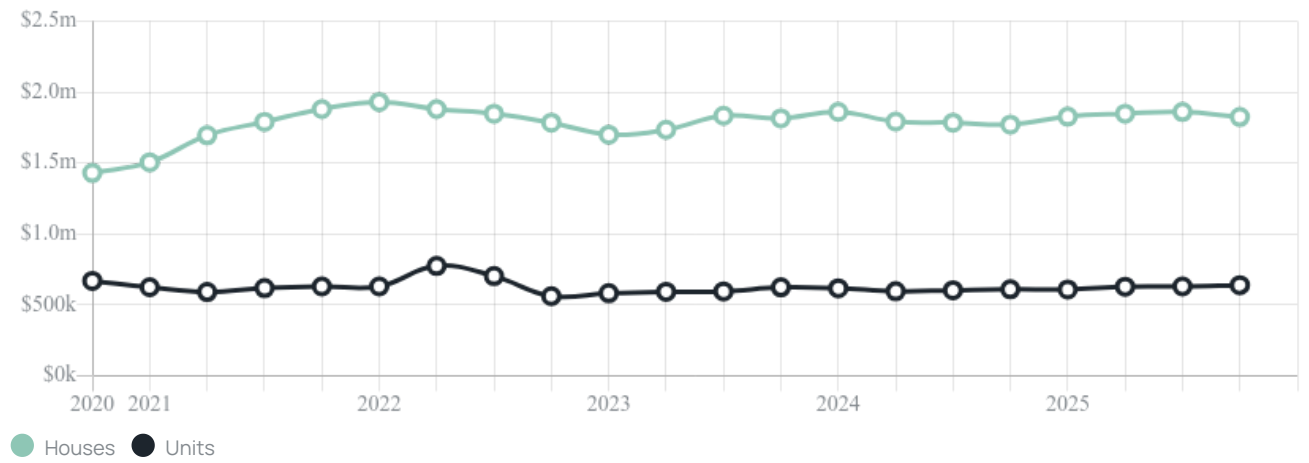
Median

\$640k

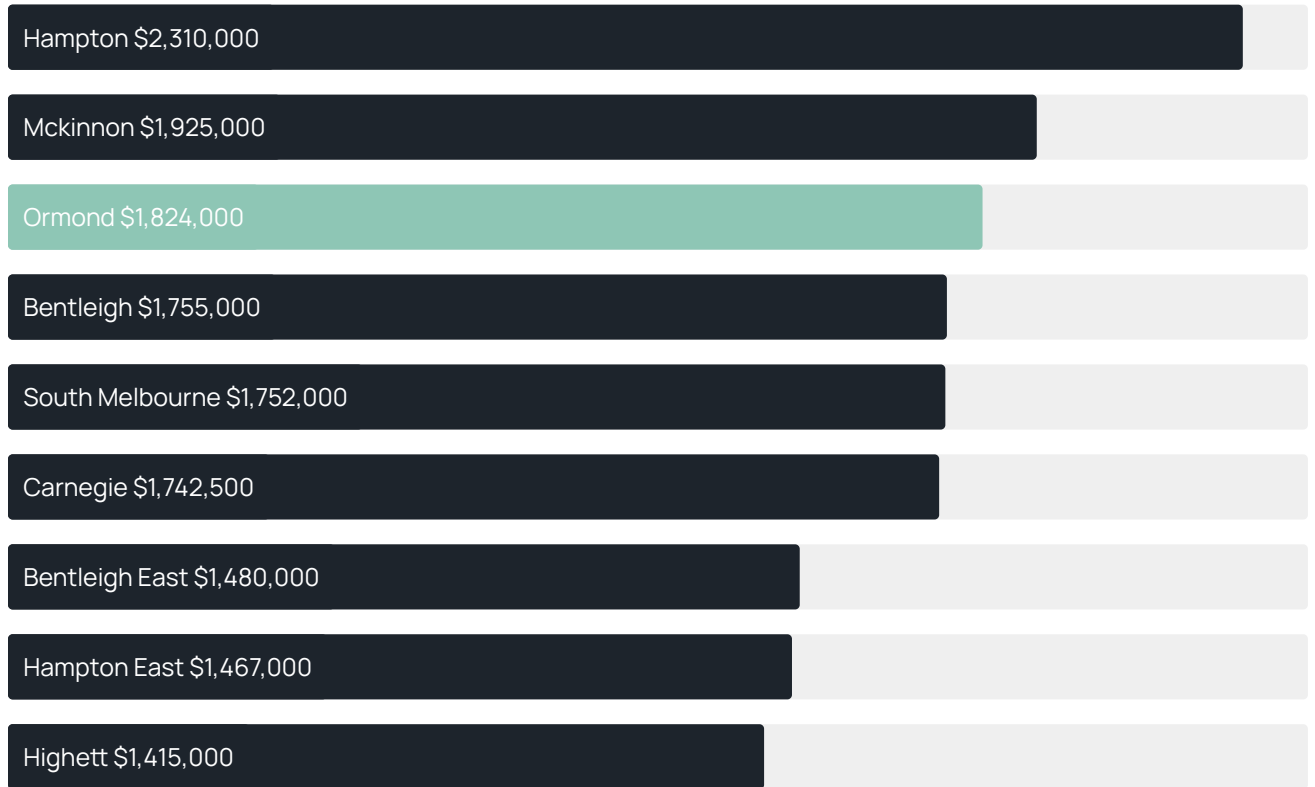
Quarterly price change

1.50% ↑

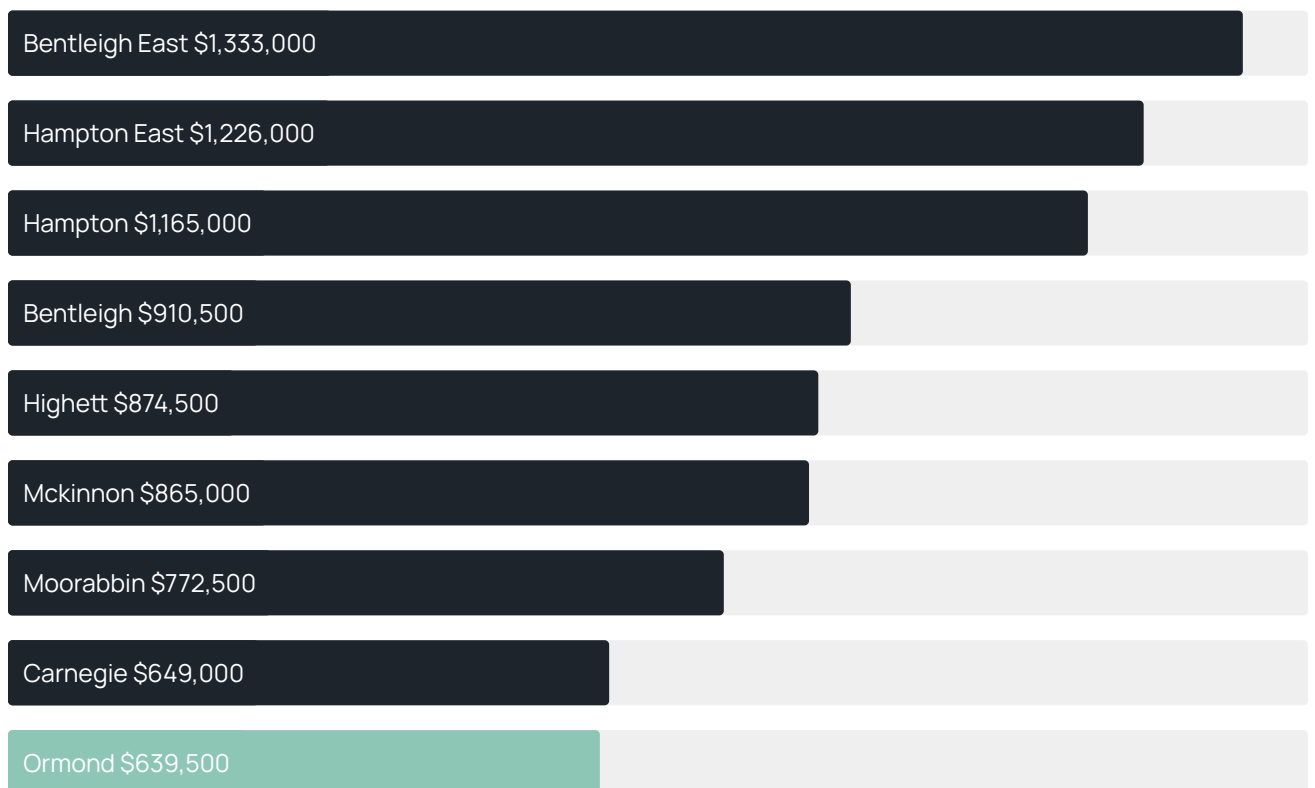
Quarterly price change<sup>1</sup>



### Median house price<sup>1</sup>



### Median unit price<sup>1</sup>



Sale method<sup>2</sup>



● Auction 65%  
● Private 35%

Auction clearance rate<sup>3</sup>

75%

Median days on market<sup>3</sup>

25 days

Jellis Craig average inspection attendance per listing<sup>4</sup>

25 groups

Average hold period<sup>1</sup>

7.9 years

Dwelling type<sup>5</sup>



● Houses 47% ● Units 53%

Ownership<sup>5</sup>



● Owned outright 31% ● Mortgaged 35% ● Rented 34%

Population<sup>5</sup>

8,328

Median asking rent<sup>1</sup>

\$850 per week

Population growth<sup>5</sup>

-1.06%

Rental yield<sup>1</sup>

2.04%

Median age<sup>5</sup>

37 years











Median household size<sup>5</sup>

2.5 people











## ORMOND SUBURB REPORT

### Recent Ormond sales











Discover a snapshot of the most recent results for this suburb, to view the full 12 months of sales history, please go to [jellisCraig.com.au/suburb-reports](http://jellisCraig.com.au/suburb-reports)

Address	Bedrooms	Type	Price	Sold
 10 Foch St Ormond	4	House	\$2,167,500	28 Mar 2026
 170 Wheatley Rd Ormond	3	House	\$1,160,000	26 Mar 2026
 6/6 Ulupna Rd Ormond	2	Villa	\$895,000	21 Mar 2026
 Land size: 1012sqm approx. 25 Ulupna Rd Ormond	3	House	\$2,075,000	20 Mar 2026
 4/6 Ulupna Rd Ormond	2	Unit	\$835,000	14 Mar 2026
 15 Wimmera St Ormond	4	House	\$1,840,000	14 Mar 2026
 408 North Rd Ormond	4	House	\$1,925,000	14 Mar 2026
 8/630 North Rd Ormond	2	Apartment	\$315,000	10 Mar 2026
 2/9 Ormond Rd Ormond	2	Apartment	\$646,000	04 Mar 2026
 1/34 Cadby Av Ormond	3	Townhouse	\$1,070,000	24 Feb 2026

## ORMOND SUBURB REPORT

Address	Bedrooms	Type	Price	Sold
 8/5 Walsh St Ormond	2	Apartment	\$505,000	24 Feb 2026
 55 Leila Rd Ormond	2	House	\$1,205,000	21 Feb 2026
 7/60 Ulupna Rd Ormond	2	Apartment	\$507,000	21 Feb 2026
 1 Bethell St Ormond	3	House	\$1,460,000	21 Feb 2026
 4/32 Newham Gr Ormond	2	Apartment	\$640,750	12 Feb 2026
 2/10 Ormond Rd Ormond	2	Apartment	\$527,500	05 Feb 2026
 12 Wheeler St Ormond	5	House	\$3,900,000	05 Feb 2026
 1/4 Ormond Rd Ormond	1	Apartment	\$305,000	02 Feb 2026
 2/19 Holloway St Ormond	1	Apartment	\$360,000	02 Feb 2026
 3/24 Lillimur Rd Ormond	2	Apartment	\$617,000	29 Jan 2026

## ORMOND SUBURB REPORT

Address	Bedrooms	Type	Price	Sold
 5/47 Carlyon St Ormond	2	Flat/Unit/Apartment	\$795,000	21 Jan 2026
 10/29 Holloway St Ormond	2	Unit	\$385,000	17 Jan 2026
 22 Leinster St Ormond	5	House	\$2,830,000	16 Jan 2026
 3/472 North Rd Ormond	2	Strata Unit/Flat	\$500,000	14 Jan 2026
 9/19 Holloway St Ormond	1	Apartment	\$365,000	27 Dec 2025
 6/17 Arnott St Ormond	1	Apartment	\$289,000	22 Dec 2025
 2 Wheeler St Ormond	3	House	\$1,355,000	22 Dec 2025
 24 Newham Gr Ormond	4	House	\$1,445,000	19 Dec 2025
 9/75 Lillimur Rd Ormond	1	Strata Unit/Flat	\$381,000	18 Dec 2025
 3/29 Katandra Rd Ormond	3	Apartment	\$750,000	18 Dec 2025



Please contact your local Jellis Craig office

Jellis Craig acknowledges and pays our respects to the Bunurong People, the Wadawurrung People, the Dja Dja Wurrung People and the Wurundjeri People as the Traditional Owners and original custodians of the lands on which Jellis Craig operates.

---

Data is current as of PDF generation date 01/04/2026

- 1 Property Data Online, updated quarterly for the past 12 months
- 2 Property Data Online, updated daily for the past 12 months
- 3 Property Data Online, updated daily for the past quarter
- 4 Jellis Craig's average inspection attendance per listing (houses) over the last 12 months, updated daily
- 5 2021 Australian Census
- 6 Property Data Online, updated daily

This publication contains data, analytics, statistics and other information supplied by PROPERTYDATAONLINE PTY LTD (PropertyData). The data provided in this publication is of a general nature and should not be construed as specific advice or relied upon in lieu of appropriate professional advice.

PropertyData relies upon data supplied by third parties and while the data is checked and reviewed, PropertyData does not warrant the accuracy or completeness of the information to the full extent permitted by the law and excludes all loss or damage howsoever arising (including through negligence) in connection with the data supplied by PropertyData. The State of Victoria owns the copyright in the Property Sales Data and reproduction of that data in any way without the consent of the State of Victoria will constitute a breach of the Copyright Act 1968 (cth). The State of Victoria does not warrant the accuracy or completeness of the Property Sales Data and any person using or relying upon such information does so on the basis that the State of Victoria accepts no responsibility or liability whatsoever for any errors, faults, defects or omissions in the information supplied.