



Ormond

# Suburb Report



Your connection to property insights



JellisCraig

ORMOND SUBURB REPORT

Median house price<sup>1</sup>

Median

\$1.85m

Quarterly price change

0.00% ↓

Median unit price<sup>1</sup>


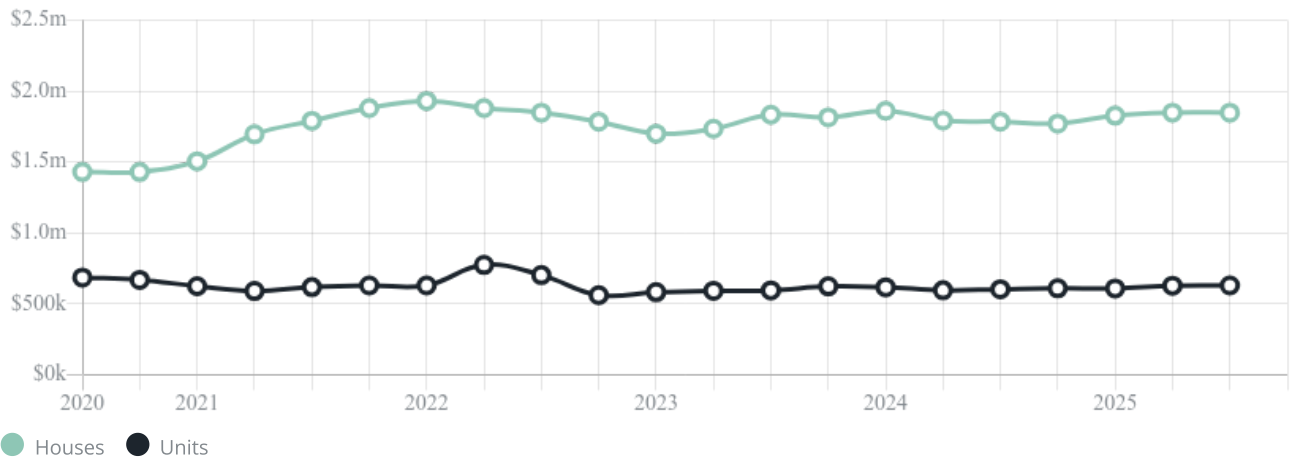
Median

\$630k

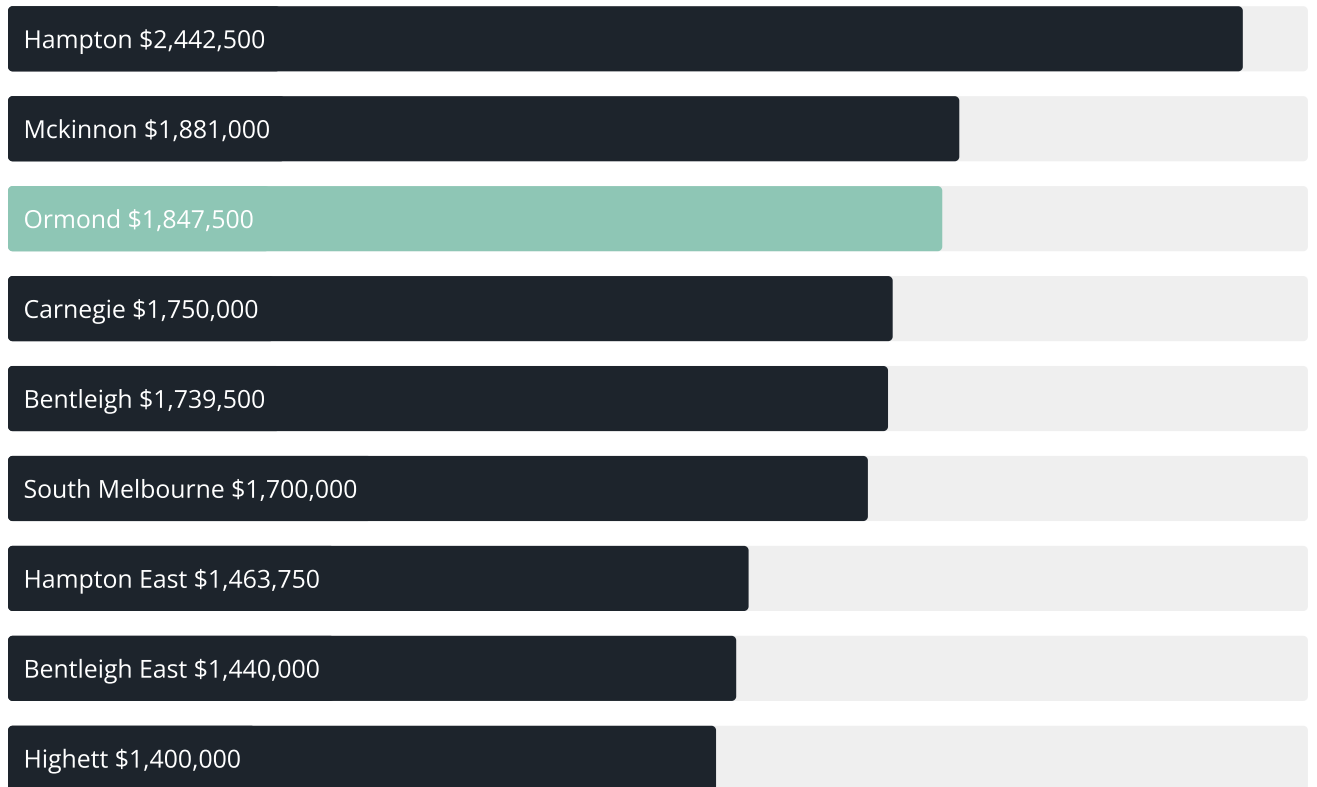
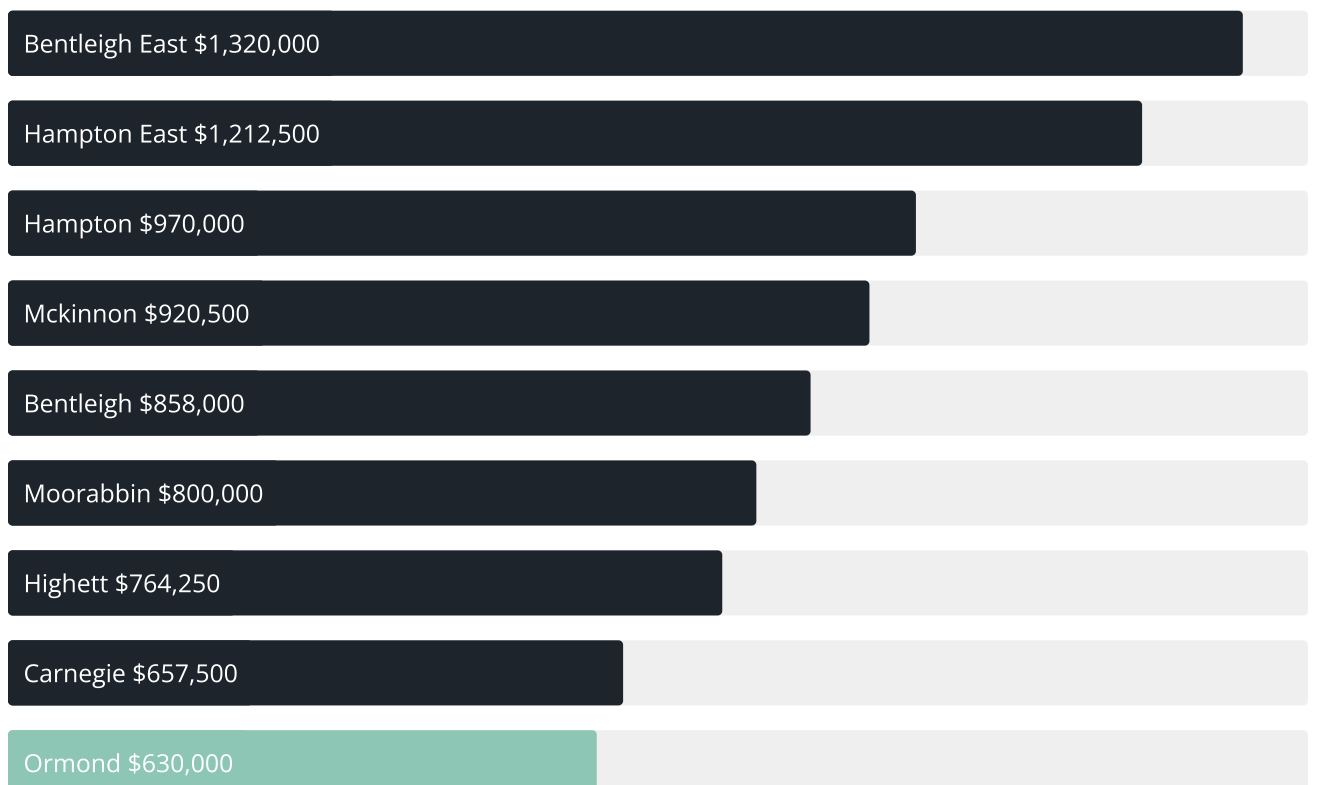
Quarterly price change

0.31% ↑

Quarterly price change<sup>1</sup>



## ORMOND SUBURB REPORT

Median house price<sup>1</sup>Median unit price<sup>1</sup>

Sale method<sup>2</sup>Auction clearance rate<sup>3</sup>

75%

Median days on market<sup>3</sup>

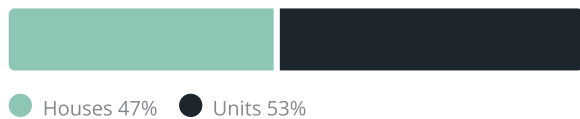
25 days

Jellis Craig average inspection attendance per listing<sup>4</sup>

25 groups

Average hold period<sup>1</sup>

7.9 years

Dwelling type<sup>5</sup>Ownership<sup>5</sup>Population<sup>5</sup>

8,328

Median asking rent<sup>1</sup>

\$750 per week

Population growth<sup>5</sup>

-1.06%

Rental yield<sup>1</sup>

2.04%

Median age<sup>5</sup>

37 years











Median household size<sup>5</sup>

2.5 people











## ORMOND SUBURB REPORT

## Recent Ormond sales

Discover a snapshot of the most recent results for this suburb, to view the full 12 months of sales history, please go to [jellisraig.com.au/suburb-reports](https://jellisraig.com.au/suburb-reports)











Address	Bedrooms	Type	Price	Sold
 3/29 Katandra Rd Ormond	3	Apartment	\$750,000	18 Dec 2025
 201/7 Ormond Rd Ormond	2	Apartment	\$647,000	12 Dec 2025
 5/476 North Rd Ormond	2	Apartment	\$540,000	08 Dec 2025
 137 Wheatley Rd Ormond	4	House	\$1,813,000	06 Dec 2025
 12 Walnut St Ormond	5	House	\$2,513,000	29 Nov 2025
 10/540 North Rd Ormond	2	Unit	\$520,000	27 Nov 2025
 7/36 Lillimur Rd Ormond	1	Apartment	\$320,000	27 Nov 2025
 10/540-546 North Rd Ormond	2	Apartment	\$520,000	27 Nov 2025
 10/36 Lillimur Rd Ormond	1	Apartment	\$285,000	24 Nov 2025
 1/716 North Rd Ormond	4	House	\$1,290,000	22 Nov 2025

## ORMOND SUBURB REPORT

Address	Bedrooms	Type	Price	Sold
 205/494 North Rd Ormond	2	Strata Unit/Flat	\$553,000	22 Nov 2025
 12/14 Lillimur Rd Ormond	2	Townhouse	\$1,045,000	15 Nov 2025
 1 Foch St Ormond	5	House	\$3,105,000	13 Nov 2025
 25 Stewart St Ormond	5	House	\$2,376,000	12 Nov 2025
 2/31 Lillimur Rd Ormond	3	Townhouse	\$1,271,000	12 Nov 2025
 4/25 Lillimur Rd Ormond	2	Strata Unit/Flat	\$543,000	10 Nov 2025
 284a Tucker Rd Ormond	3	Townhouse	\$1,495,000	08 Nov 2025
 6/235 Grange Rd Ormond	2	Townhouse	\$622,500	08 Nov 2025
 13/498 North Rd Ormond	2	Apartment	\$595,000	07 Nov 2025
 3/10 Walsh St Ormond	1	Apartment	\$335,000	06 Nov 2025



## ORMOND SUBURB REPORT

Address	Bedrooms	Type	Price	Sold
 3/9 Holloway St Ormond	2	Unit	\$855,000	03 Nov 2025
 101/538 North Rd Ormond	2	Apartment	\$394,000	31 Oct 2025
 12/30 Lillimur Rd Ormond	2	Strata Unit/Flat	\$440,000	29 Oct 2025
 4/299 Grange Rd Ormond	2	Strata Unit/Flat	\$339,000	28 Oct 2025
 5/299 Grange Rd Ormond	2	Strata Unit/Flat	\$339,000	28 Oct 2025
 7/299 Grange Rd Ormond	2	Strata Unit/Flat	\$403,000	27 Oct 2025
 Grange Rd Ormond	3	Strata Unit/Flat	\$503,000	27 Oct 2025
 9/299 Grange Rd Ormond	2	Strata Unit/Flat	\$470,000	27 Oct 2025
 15a Leinster St ORMOND	4	Townhouse	\$1,830,000	25 Oct 2025
 2/19 Stewart St Ormond	3	Unit	\$1,360,000	25 Oct 2025



Please contact your local Jellis Craig office

Jellis Craig acknowledges and pays our respects to the Bunurong People, the Wadawurrung People, the Dja Dja Wurrung People and the Wurundjeri People as the Traditional Owners and original custodians of the lands on which Jellis Craig operates.



Data is current as of PDF generation date 08/01/2026

- 1 Property Data Online, updated quarterly for the past 12 months
- 2 Property Data Online, updated daily for the past 12 months
- 3 Property Data Online, updated daily for the past quarter
- 4 Jellis Craig's average inspection attendance per listing (houses) over the last 12 months, updated daily
- 5 2021 Australian Census
- 6 Property Data Online, updated daily

This publication contains data, analytics, statistics and other information supplied by PROPERTYDATAONLINE PTY LTD (PropertyData). The data provided in this publication is of a general nature and should not be construed as specific advice or relied upon in lieu of appropriate professional advice.

PropertyData relies upon data supplied by third parties and while the data is checked and reviewed, PropertyData does not warrant the accuracy or completeness of the information to the full extent permitted by the law and excludes all loss or damage howsoever arising (including through negligence) in connection with the data supplied by PropertyData. The State of Victoria owns the copyright in the Property Sales Data and reproduction of that data in any way without the consent of the State of Victoria will constitute a breach of the Copyright Act 1968 (cth). The State of Victoria does not warrant the accuracy or completeness of the Property Sales Data and any person using or relying upon such information does so on the basis that the State of Victoria accepts no responsibility or liability whatsoever for any errors, faults, defects or omissions in the information supplied.