



Ormond

Suburb Report



Your connection to property insights



JellisCraig

ORMOND SUBURB REPORT

Median house price¹

Median

\$1.89m

Quarterly price change

3.61% ↑

Median unit price¹

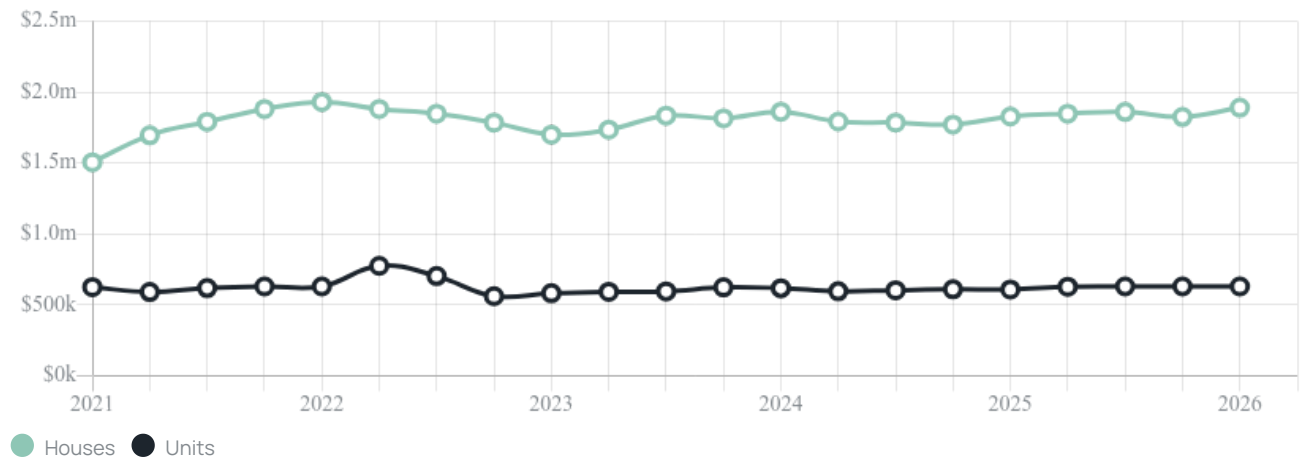
Median

\$630k

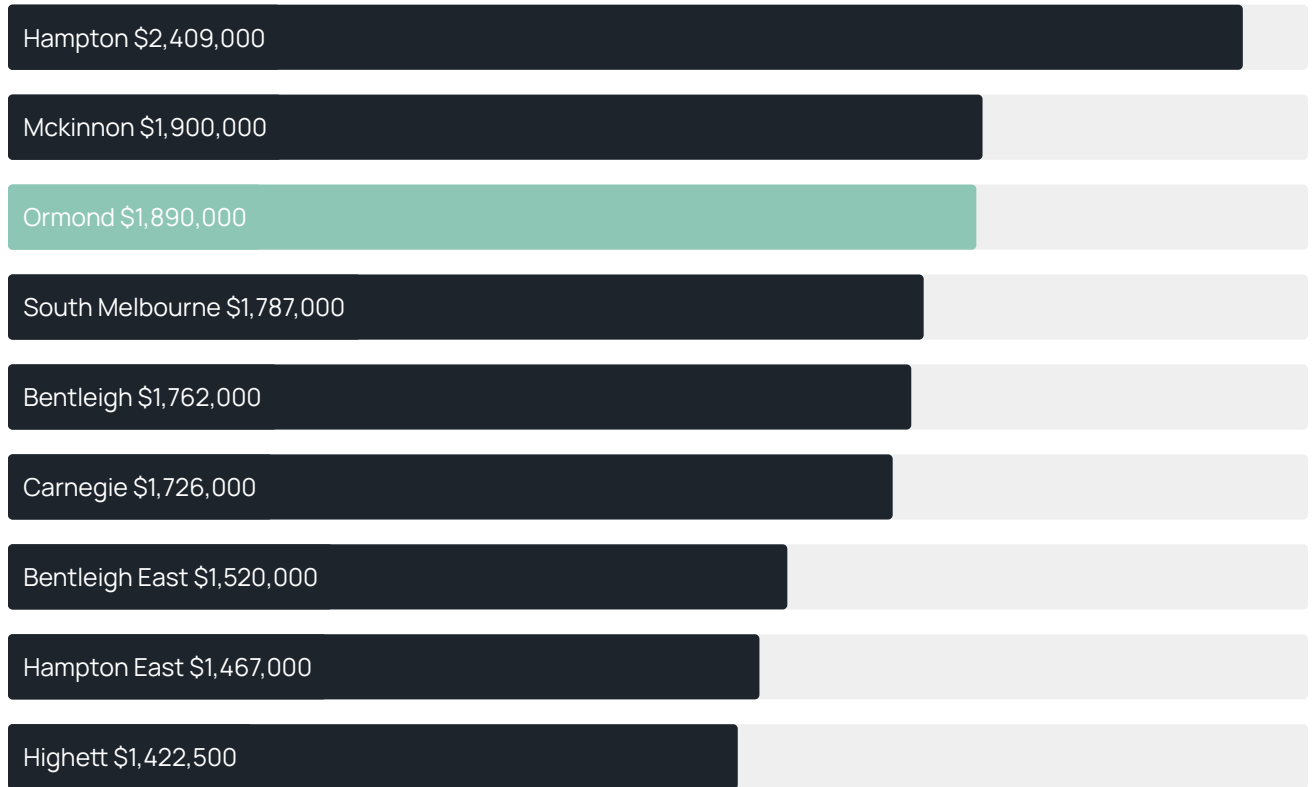
Quarterly price change

0.00% ↓

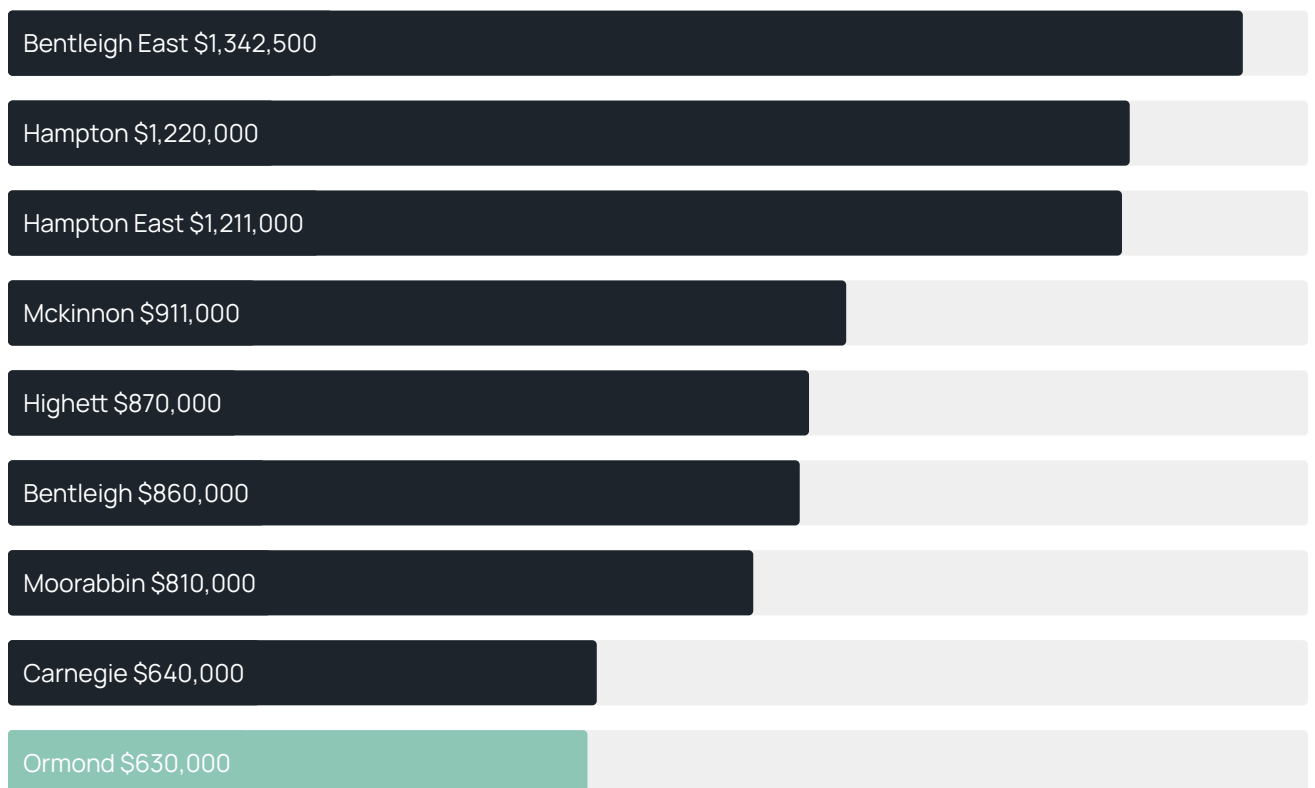
Quarterly price change¹



Median house price¹



Median unit price¹



Sale method²



● Auction 66%
● Private 34%

Auction clearance rate³

74.29%

Median days on market³

25 days

Jellis Craig average inspection attendance per listing⁴

25 groups

Average hold period¹

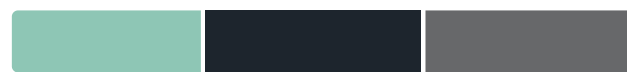
7.9 years

Dwelling type⁵



● Houses 47% ● Units 53%

Ownership⁵



● Owned outright 31% ● Mortgaged 35% ● Rented 34%

Population⁵

8,328

Median asking rent¹

\$973 per week

Population growth⁵

-1.06%

Rental yield¹

2.04%

Median age⁵

37 years











Median household size⁵

2.5 people











ORMOND SUBURB REPORT

Recent Ormond sales











Discover a snapshot of the most recent results for this suburb, to view the full 12 months of sales history, please go to jellisraig.com.au/suburb-reports

Address	Bedrooms	Type	Price	Sold
 38 Thompson St ORMOND	4	House	\$1,670,000	30 May 2026
 9/305 Grange Rd Ormond	3	Apartment	\$672,000	13 May 2026
 10/50 Lillimur Rd Ormond	1	Unit	\$289,000	08 May 2026
 32 Bewdley St Ormond	3	House	\$1,620,000	29 Apr 2026
 29/30 Lillimur Rd Ormond	2	Apartment	\$520,000	20 Apr 2026
 3/4 Ormond Rd Ormond	1	Apartment	\$270,000	20 Apr 2026
 1/498 North Rd Ormond	2	Apartment	\$645,000	18 Apr 2026
 6/47 Ulupna Rd Ormond	1	Unit	\$330,000	17 Apr 2026
 1/305 Grange Rd Ormond	2	Apartment	\$695,000	15 Apr 2026
 8/11 Holloway St Ormond	1	Unit	\$263,000	15 Apr 2026

ORMOND SUBURB REPORT

Address	Bedrooms	Type	Price	Sold
 3/2c Walsh St Ormond	2	Unit	\$555,000	14 Apr 2026
 1/20 Katandra Rd Ormond	2	Apartment	\$625,000	11 Apr 2026
 8a Walnut St Ormond	4	Townhouse	\$1,920,000	09 Apr 2026
 7/305 Grange Rd Ormond	2	Apartment	\$715,000	07 Apr 2026
 10 Foch St Ormond	4	House	\$2,167,500	28 Mar 2026
 170 Wheatley Rd Ormond	3	House	\$1,160,000	26 Mar 2026
 5 Tyrone St Ormond	2	House	\$2,400,000	25 Mar 2026
 28/30 Lillimur Rd Ormond	2	Apartment	\$523,000	24 Mar 2026
 101/2 Ormond Rd Ormond	2	Apartment	\$557,500	22 Mar 2026
 6/6 Ulupna Rd Ormond	2	Villa	\$895,000	21 Mar 2026

ORMOND SUBURB REPORT

Address	Bedrooms	Type	Price	Sold
 <p>Land size: 1012sqm approx. 25 Ulupna Rd Ormond</p>	3	House	\$2,075,000	20 Mar 2026
 <p>12/4 Ormond Rd Ormond</p>	1	Strata Unit/Flat	\$312,000	15 Mar 2026
 <p>408 North Rd Ormond</p>	4	House	\$1,925,000	14 Mar 2026
 <p>5/305 Grange Rd Ormond</p>	3	Strata Unit/Flat	\$690,000	14 Mar 2026
 <p>4/6 Ulupna Rd Ormond</p>	2	Unit	\$835,000	14 Mar 2026
 <p>15 Wimmera St Ormond</p>	4	House	\$1,840,000	14 Mar 2026
 <p>37 Stewart St Ormond</p>	4	House	\$2,850,000	11 Mar 2026
 <p>8/630 North Rd Ormond</p>	2	Apartment	\$315,000	10 Mar 2026
 <p>3/12 Ormond Rd Ormond</p>	2	Apartment	\$542,022	07 Mar 2026
 <p>1/323 Jasper Rd Ormond</p>	2	Strata Unit/Flat	\$357,500	06 Mar 2026



Please contact your local Jellis Craig office

Jellis Craig acknowledges and pays our respects to the Bunurong People, the Wadawurrung People, the Dja Dja Wurrung People and the Wurundjeri People as the Traditional Owners and original custodians of the lands on which Jellis Craig operates.

Data is current as of PDF generation date 01/06/2026

- 1 Property Data Online, updated quarterly for the past 12 months
- 2 Property Data Online, updated daily for the past 12 months
- 3 Property Data Online, updated daily for the past quarter
- 4 Jellis Craig's average inspection attendance per listing (houses) over the last 12 months, updated daily
- 5 2021 Australian Census
- 6 Property Data Online, updated daily

This publication contains data, analytics, statistics and other information supplied by PROPERTYDATAONLINE PTY LTD (PropertyData). The data provided in this publication is of a general nature and should not be construed as specific advice or relied upon in lieu of appropriate professional advice.

PropertyData relies upon data supplied by third parties and while the data is checked and reviewed, PropertyData does not warrant the accuracy or completeness of the information to the full extent permitted by the law and excludes all loss or damage howsoever arising (including through negligence) in connection with the data supplied by PropertyData. The State of Victoria owns the copyright in the Property Sales Data and reproduction of that data in any way without the consent of the State of Victoria will constitute a breach of the Copyright Act 1968 (cth). The State of Victoria does not warrant the accuracy or completeness of the Property Sales Data and any person using or relying upon such information does so on the basis that the State of Victoria accepts no responsibility or liability whatsoever for any errors, faults, defects or omissions in the information supplied.