



Panton Hill

Suburb Report



Your connection to property insights



JellisCraig

PANTON HILL SUBURB REPORT

Median house price¹

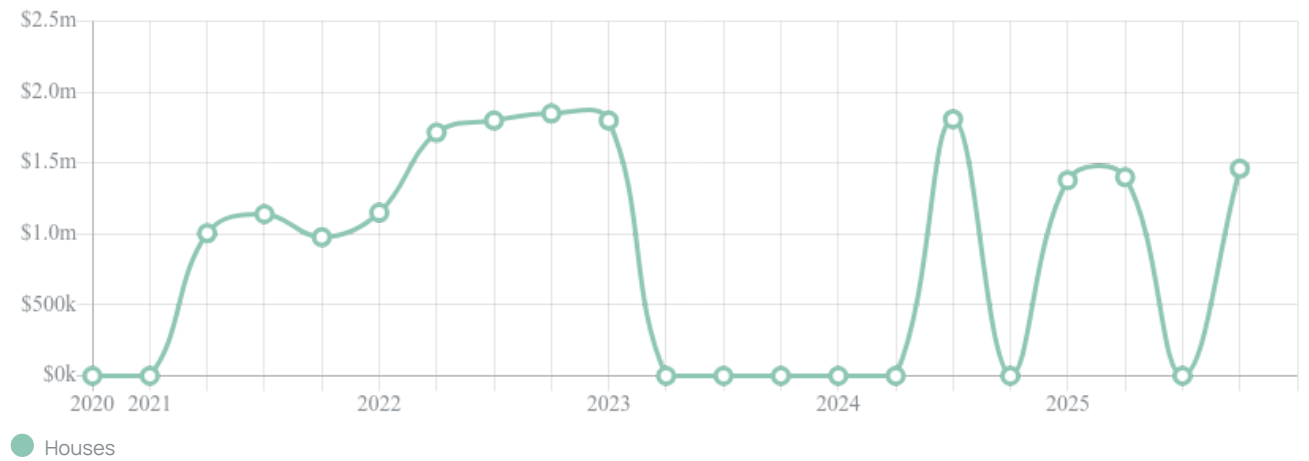
Median

\$1.46m

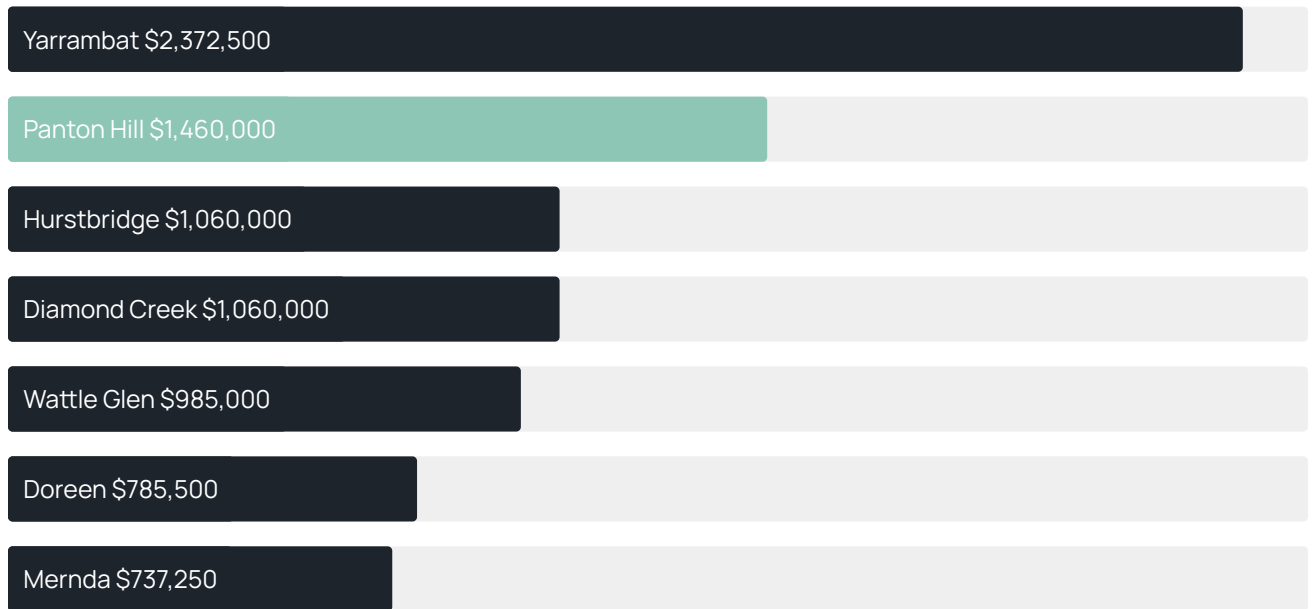
Quarterly price change

0.00% ↓

Quarterly price change¹



Median house price¹



Median unit price¹



Average hold period¹
11.0 years

Dwelling type⁵



● Houses 99% ● Units 1%

Ownership⁵



● Owned outright 47% ● Mortgaged 50% ● Rented 2%

Population⁵

1,063

Median asking rent¹

\$650 per week

Population growth⁵

0.09%

Rental yield¹

2.71%

Median age⁵

48 years










Median household size⁵

2.9 people

PANTON HILL SUBURB REPORT

Recent Panton Hill sales

Discover a snapshot of the most recent results for this suburb, to view the full 12 months of sales history, please go to jellisraig.com.au/suburb-reports

Address	Bedrooms	Type	Price	Sold
 60 Alma Rd Panton Hill	5	House	\$3,801,000	27 Nov 2025
 195 Alma Rd Panton Hill	3	House	\$1,960,000	25 Nov 2025
 220 Church Rd Panton Hill	4	House	\$1,530,000	07 Nov 2025
 265 Church Rd Panton Hill	7	House	\$1,138,000	11 Oct 2025
 667 Kangaroo Ground St Andrews Rd Panton Hill	4	House	\$1,460,000	08 Jul 2025
 60 Howards Rd Panton Hill	4	House	\$2,520,000	31 May 2025
 617 Kangaroo Ground St Andrews Rd Panton Hill	4	House	\$1,312,500	10 May 2025
 165 Goldmans Rd Panton Hill	4	House	\$1,175,000	09 May 2025
 655 Kangaroo Ground St Andrews Rd Panton Hill	4	House	\$1,475,000	07 May 2025



Jellis Craig Eltham
1022 Main Road, Eltham
03 9431 1222

Jellis Craig acknowledges and pays our respects to the Bunurong People, the Wadawurrung People, the Dja Dja Wurrung People and the Wurundjeri People as the Traditional Owners and original custodians of the lands on which Jellis Craig operates.

Data is current as of PDF generation date 01/04/2026

- 1 Property Data Online, updated quarterly for the past 12 months
- 2 Property Data Online, updated daily for the past 12 months
- 3 Property Data Online, updated daily for the past quarter
- 4 Jellis Craig's average inspection attendance per listing (houses) over the last 12 months, updated daily
- 5 2021 Australian Census
- 6 Property Data Online, updated daily

This publication contains data, analytics, statistics and other information supplied by PROPERTYDATAONLINE PTY LTD (PropertyData). The data provided in this publication is of a general nature and should not be construed as specific advice or relied upon in lieu of appropriate professional advice.

PropertyData relies upon data supplied by third parties and while the data is checked and reviewed, PropertyData does not warrant the accuracy or completeness of the information to the full extent permitted by the law and excludes all loss or damage howsoever arising (including through negligence) in connection with the data supplied by PropertyData. The State of Victoria owns the copyright in the Property Sales Data and reproduction of that data in any way without the consent of the State of Victoria will constitute a breach of the Copyright Act 1968 (cth). The State of Victoria does not warrant the accuracy or completeness of the Property Sales Data and any person using or relying upon such information does so on the basis that the State of Victoria accepts no responsibility or liability whatsoever for any errors, faults, defects or omissions in the information supplied.