



Park Orchards

Suburb Report



Your connection to property insights



JellisCraig

PARK ORCHARDS SUBURB REPORT

Median house price¹

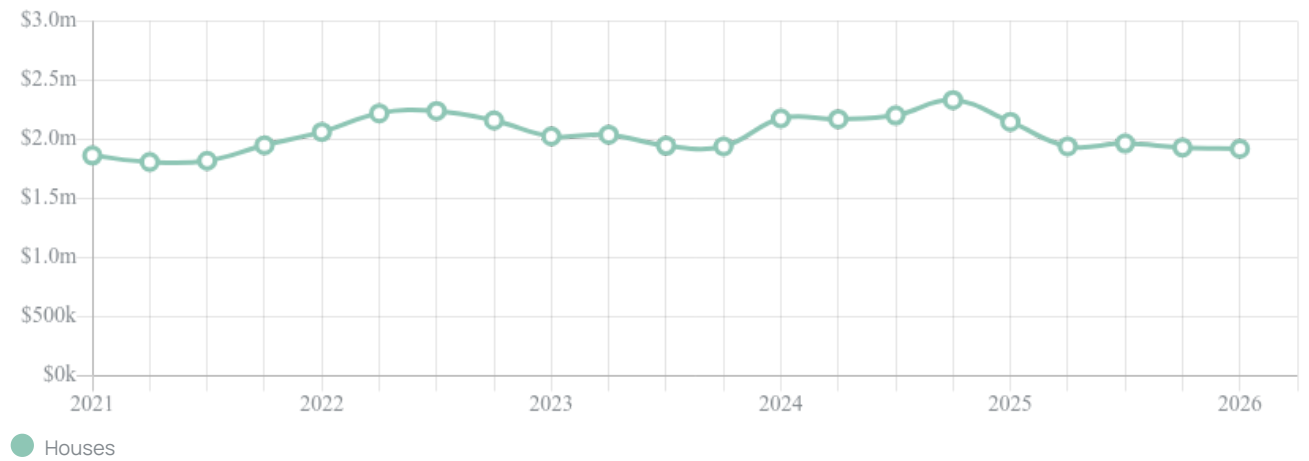
Median

\$1.92m

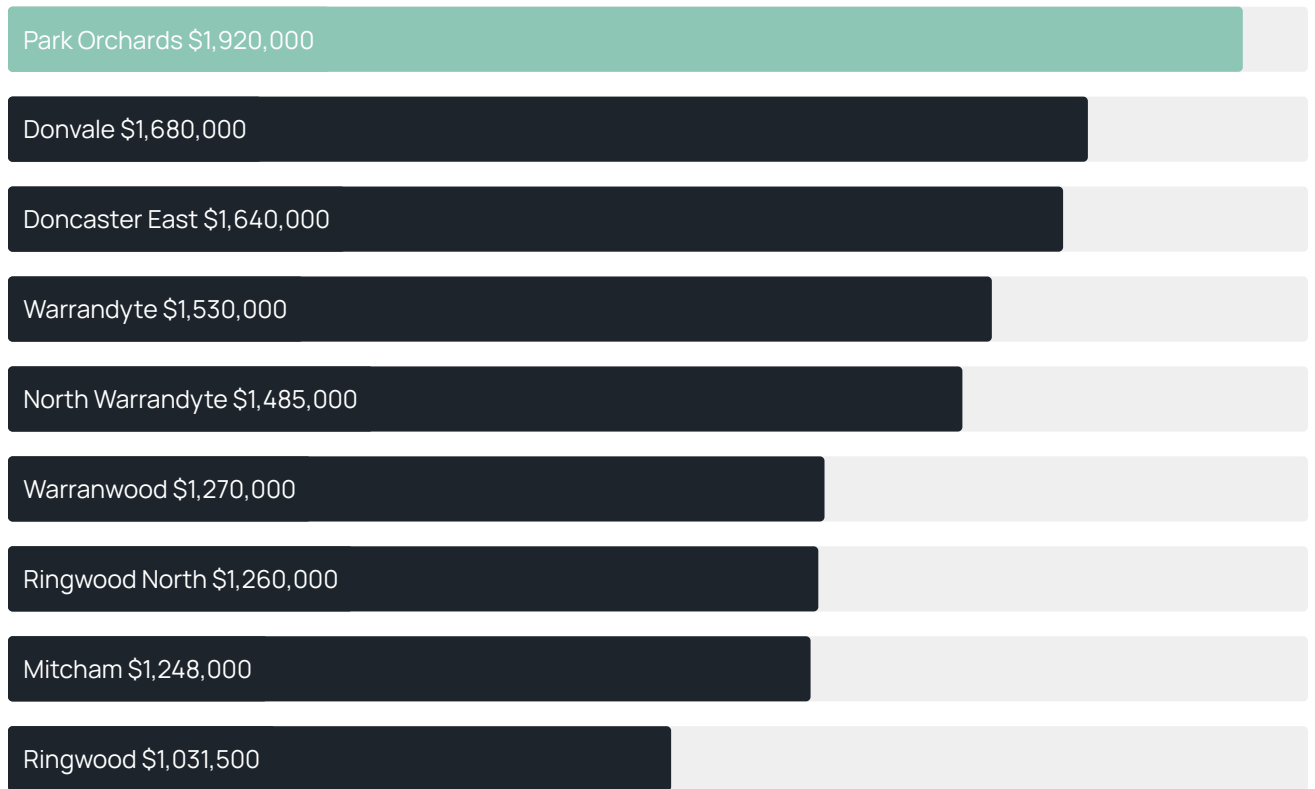
Quarterly price change

-0.51% ↓

Quarterly price change¹



Median house price¹



Median unit price¹



Sale method²



- Auction 8%
- Private 92%

Median days on market³

27 days

Average hold period¹

6.9 years

Dwelling type⁵



- Houses 100%
- Units 0%

Ownership⁵



- Owned outright 50%
- Mortgaged 47%
- Rented 3%

Population⁵

3,835

Median asking rent¹

\$975 per week

Population growth⁵

0.34%

Rental yield¹

2.81%

Median age⁵










45 years

Median household size⁵











3.2 people

Recent Park Orchards sales











Discover a snapshot of the most recent results for this suburb, to view the full 12 months of sales history, please go to jellisraig.com.au/suburb-reports

Address	Bedrooms	Type	Price	Sold
 17-19 Craithie Av Park Orchards	4	House	\$1,732,500	10 Jun 2026
 174-176 Tindals Rd Park Orchards	5	House	\$2,900,000	22 Apr 2026
 2-4 Dalry Av Park Orchards	3	House	\$1,785,000	15 Apr 2026
 84-88 Berringa Rd Park Orchards	5	House	\$2,580,000	26 Mar 2026
 84 Berringa Rd Park Orchards	5	House	\$2,580,000	26 Mar 2026
 90 Enfield Av Park Orchards	3	House	\$1,940,000	17 Mar 2026
 29 Elgin Cr Park Orchards	5	House	\$2,720,000	06 Mar 2026
 6 Mcewan Rd Park Orchards	4	House	\$1,860,000	10 Feb 2026
 2 Milne Rd Park Orchards	4	House	\$1,300,000	27 Jan 2026
 605 Park Rd Park Orchards	4	House	\$2,347,000	16 Dec 2025

PARK ORCHARDS SUBURB REPORT

Address	Bedrooms	Type	Price	Sold
 605-607 Park Rd Park Orchards	4	House	\$2,347,000	16 Dec 2025
 12 Raymond Elliot Ct Park Orchards	4	House	\$1,480,000	11 Dec 2025
 37 Frogmore Cr Park Orchards	5	House	\$2,100,000	04 Dec 2025
 37-39 Frogmore Cr Park Orchards	5	House	\$2,100,000	04 Dec 2025
 165-167 Berringa Rd Park Orchards	4	House	\$1,385,000	22 Nov 2025
 35-37 Ennismore Cr Park Orchards	5	House	\$3,020,000	12 Nov 2025
 33-35 Alva Av Park Orchards	4	House	\$1,800,000	09 Nov 2025
 33 Alva Av Park Orchards	4	House	\$1,800,000	09 Nov 2025
 1 Camber Av Park Orchards	3	House	\$1,762,000	31 Oct 2025
 27-29 Ennismore Cr Park Orchards	4	House	\$2,475,000	31 Oct 2025

PARK ORCHARDS SUBURB REPORT

Address	Bedrooms	Type	Price	Sold
 1-3 Camber Av Park Orchards	3	House	\$1,762,000	31 Oct 2025
 88 Smedley Rd Park Orchards	5	House	\$1,825,000	20 Oct 2025
 5 Orchid Ct Park Orchards	5	House	\$1,940,000	19 Oct 2025
 22-24 Feversham Av Park Orchards	5	House	\$1,800,000	11 Oct 2025
 5-7 Smedley Rd Park Orchards	5	House	\$1,801,000	16 Sep 2025
 99-103 Smedley Rd Park Orchards	4	House	\$1,733,000	02 Sep 2025
 6 Joseph Ct Park Orchards	4	House	\$2,350,000	01 Sep 2025
 14 Feversham Av Park Orchards	4	House	\$2,235,000	27 Aug 2025
 77 Arundel Rd Park Orchards	4	House	\$2,300,000	26 Aug 2025
 476 Park Rd Park Orchards	4	House	\$1,725,000	06 Aug 2025



Jellis Craig Doncaster
Level 1/1006 Doncaster Road, Doncaster
03 8841 4888

Jellis Craig acknowledges and pays our respects to the Bunurong People, the Wadawurrung People, the Dja Dja Wurrung People and the Wurundjeri People as the Traditional Owners and original custodians of the lands on which Jellis Craig operates.

Data is current as of PDF generation date 01/07/2026

- 1 Property Data Online, updated quarterly for the past 12 months
- 2 Property Data Online, updated daily for the past 12 months
- 3 Property Data Online, updated daily for the past quarter
- 4 Jellis Craig's average inspection attendance per listing (houses) over the last 12 months, updated daily
- 5 2021 Australian Census
- 6 Property Data Online, updated daily

This publication contains data, analytics, statistics and other information supplied by PROPERTYDATAONLINE PTY LTD (PropertyData). The data provided in this publication is of a general nature and should not be construed as specific advice or relied upon in lieu of appropriate professional advice.

PropertyData relies upon data supplied by third parties and while the data is checked and reviewed, PropertyData does not warrant the accuracy or completeness of the information to the full extent permitted by the law and excludes all loss or damage howsoever arising (including through negligence) in connection with the data supplied by PropertyData. The State of Victoria owns the copyright in the Property Sales Data and reproduction of that data in any way without the consent of the State of Victoria will constitute a breach of the Copyright Act 1968 (cth). The State of Victoria does not warrant the accuracy or completeness of the Property Sales Data and any person using or relying upon such information does so on the basis that the State of Victoria accepts no responsibility or liability whatsoever for any errors, faults, defects or omissions in the information supplied.