



Parkville

Suburb Report



Your connection to property insights



JellisCraig

PARKVILLE SUBURB REPORT

Median house price¹

Median

\$1.73m

Quarterly price change

-4.94% ↓

Median unit price¹

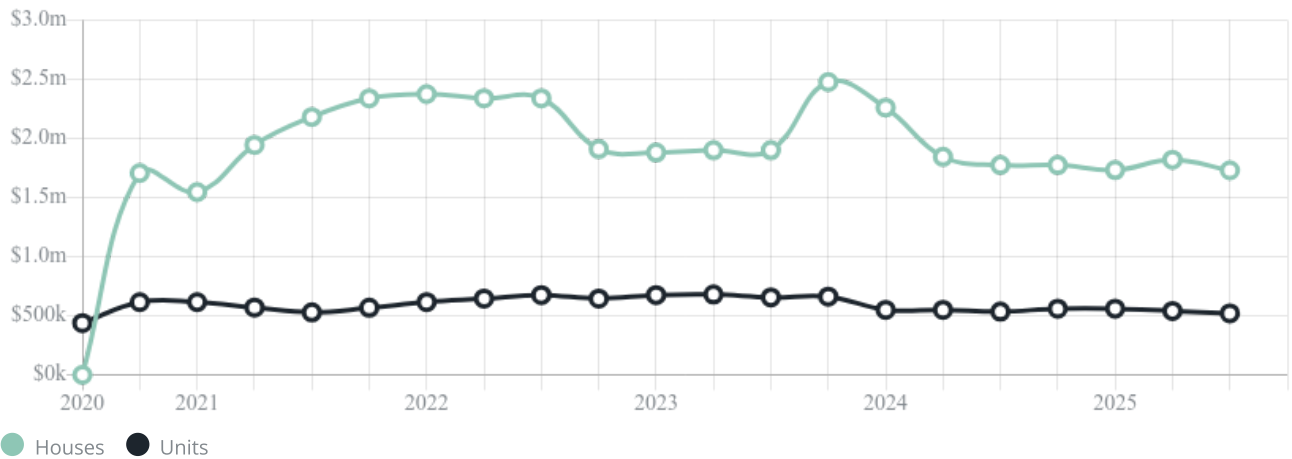
Median

\$520k

Quarterly price change

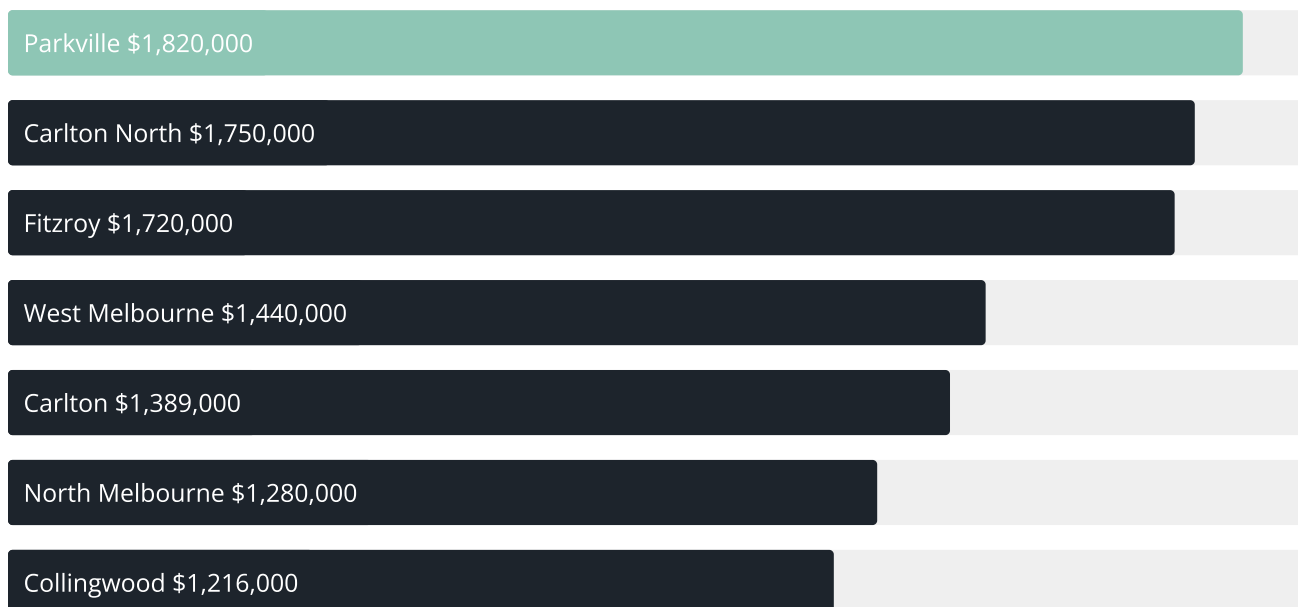
-3.70% ↓

Quarterly price change¹

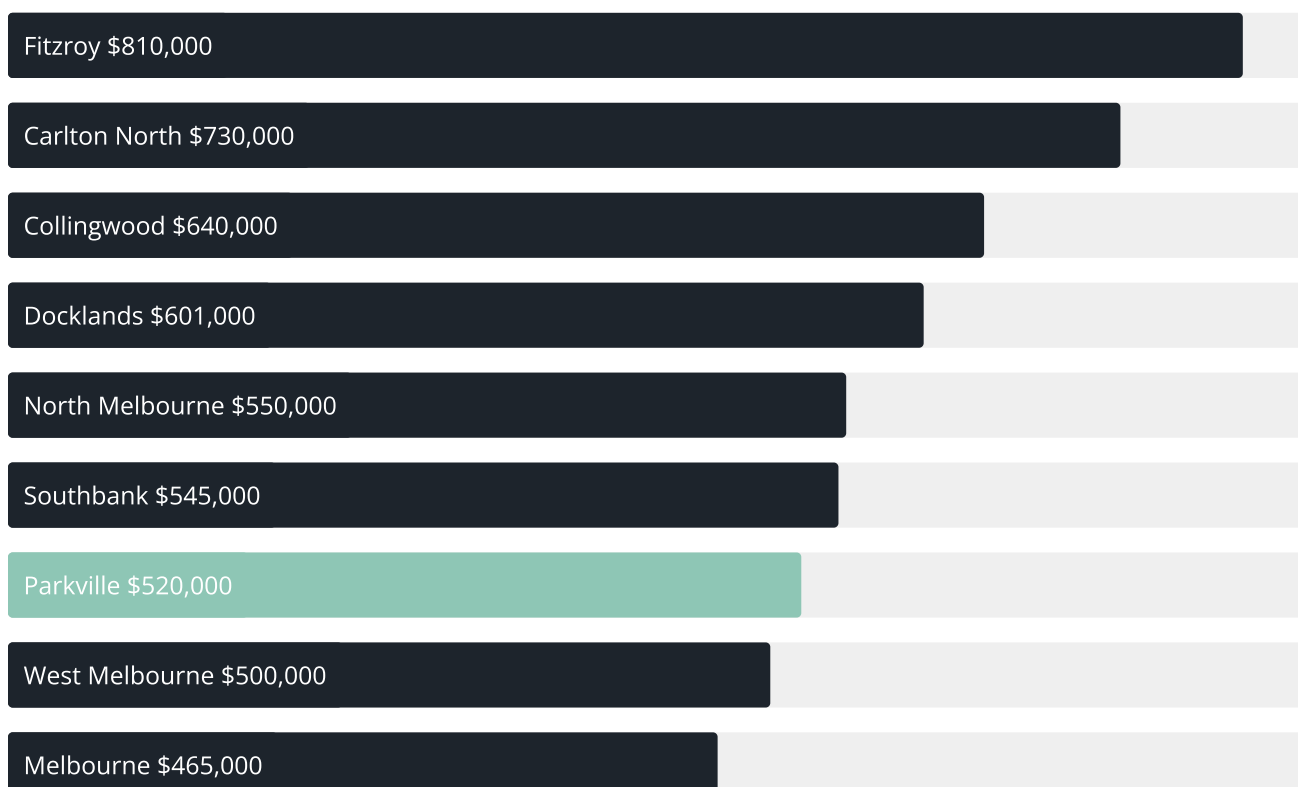


PARKVILLE SUBURB REPORT

Median house price¹



Median unit price¹



Sale method²Auction clearance rate³

75%

Median days on market³

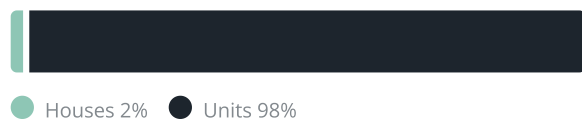
24 days

Jellis Craig average inspection attendance per listing⁴

24 groups

Average hold period¹

7.0 years

Dwelling type⁵Ownership⁵Population⁵

7,074

Median asking rent¹

\$950 per week

Population growth⁵

-4.52%

Rental yield¹

2.2%

Median age⁵

26 years











Median household size⁵

2.1 people











PARKVILLE SUBURB REPORT

Recent Parkville sales











Discover a snapshot of the most recent results for this suburb, to view the full 12 months of sales history, please go to jellisecraig.com.au/suburb-reports

Address	Bedrooms	Type	Price	Sold
 1/85 Manningham St Parkville	5	House	\$1,305,000	20 Dec 2025
 14 Ievers St Parkville	3	Townhouse	\$1,510,000	09 Dec 2025
 11 Carrangall Pl Parkville	5	House	\$1,768,888	05 Dec 2025
 202/228 The Avenue Parkville	2	Apartment	\$1,120,000	04 Dec 2025
 7/30 Park Dr Parkville	1	Apartment	\$450,000	02 Dec 2025
 205/86 Cade Way Parkville	1	Flat/Unit/Apartment	\$320,000	29 Nov 2025
 18 Manchester La Parkville	2	House	\$1,243,000	22 Nov 2025
 708/67 Galada Av Parkville	2	Apartment	\$451,000	10 Nov 2025
 53 Parkville Av Parkville	3	House	\$1,725,000	10 Nov 2025
 1008/61 Galada Av Parkville	2	Apartment	\$520,000	10 Nov 2025

PARKVILLE SUBURB REPORT

Address	Bedrooms	Type	Price	Sold
 8/96 Flemington Rd PARKVILLE	2	Apartment	\$405,000	07 Nov 2025
 211/92 Cade Way Parkville	1	Flat/Unit/Apartment	\$420,000	30 Oct 2025
 1/8 St Georges Gr Parkville	2	Apartment	\$870,000	29 Oct 2025
 102/67 Galada Av Parkville	1	Apartment	\$492,000	28 Oct 2025
 24/248 The Avenue Parkville	1	Apartment	\$580,000	27 Oct 2025
 15 Sauvage St Parkville	5	House	\$1,768,000	25 Oct 2025
 13 Southgate St Parkville	3	House	\$1,250,000	17 Oct 2025
 404/67 Galada Av Parkville	2	Flat/Unit/Apartment	\$430,000	08 Oct 2025
 208/67 Galada Av Parkville	1	Unit	\$340,000	07 Oct 2025
 136 Gatehouse St Parkville	3	House	\$2,900,000	04 Oct 2025

PARKVILLE SUBURB REPORT

Address	Bedrooms	Type	Price	Sold
 406/67 Galada Av Parkville	2	Flat/Unit/Apartment	\$490,000	01 Oct 2025
 702/61 Galada Av Parkville	2	Apartment	\$422,000	29 Sep 2025
 102/77 Galada Av Parkville	2	Unit	\$495,000	26 Sep 2025
 103/77 Galada Av Parkville	2	Unit	\$505,000	25 Sep 2025
 104/90 Cade Way Parkville	2	Flat/Unit/Apartment	\$465,000	25 Sep 2025
 407/61 Galada Av Parkville	1	Flat/Unit/Apartment	\$350,000	19 Sep 2025
 11/248 The Avenue Parkville	2	Unit	\$740,000	18 Sep 2025
 7/78 The Avenue Parkville	3	Townhouse	\$1,080,000	16 Sep 2025
 19/196 The Avenue Parkville	2	Unit	\$655,000	16 Sep 2025
 36/212 The Avenue Parkville	1	Apartment	\$325,000	07 Sep 2025



Please contact your local Jellis Craig office

Jellis Craig acknowledges and pays our respects to the Bunurong People, the Wadawurrung People, the Dja Dja Wurrung People and the Wurundjeri People as the Traditional Owners and original custodians of the lands on which Jellis Craig operates.



Data is current as of PDF generation date 08/01/2026

- 1 Property Data Online, updated quarterly for the past 12 months
- 2 Property Data Online, updated daily for the past 12 months
- 3 Property Data Online, updated daily for the past quarter
- 4 Jellis Craig's average inspection attendance per listing (houses) over the last 12 months, updated daily
- 5 2021 Australian Census
- 6 Property Data Online, updated daily

This publication contains data, analytics, statistics and other information supplied by PROPERTYDATAONLINE PTY LTD (PropertyData). The data provided in this publication is of a general nature and should not be construed as specific advice or relied upon in lieu of appropriate professional advice.

PropertyData relies upon data supplied by third parties and while the data is checked and reviewed, PropertyData does not warrant the accuracy or completeness of the information to the full extent permitted by the law and excludes all loss or damage howsoever arising (including through negligence) in connection with the data supplied by PropertyData. The State of Victoria owns the copyright in the Property Sales Data and reproduction of that data in any way without the consent of the State of Victoria will constitute a breach of the Copyright Act 1968 (cth). The State of Victoria does not warrant the accuracy or completeness of the Property Sales Data and any person using or relying upon such information does so on the basis that the State of Victoria accepts no responsibility or liability whatsoever for any errors, faults, defects or omissions in the information supplied.