



Pascoe Vale

Suburb Report



Your connection to property insights



JellisCraig

PASCOE VALE SUBURB REPORT

Median house price¹

Median

\$1.20m

Quarterly price change

-0.12% ↓

Median unit price¹

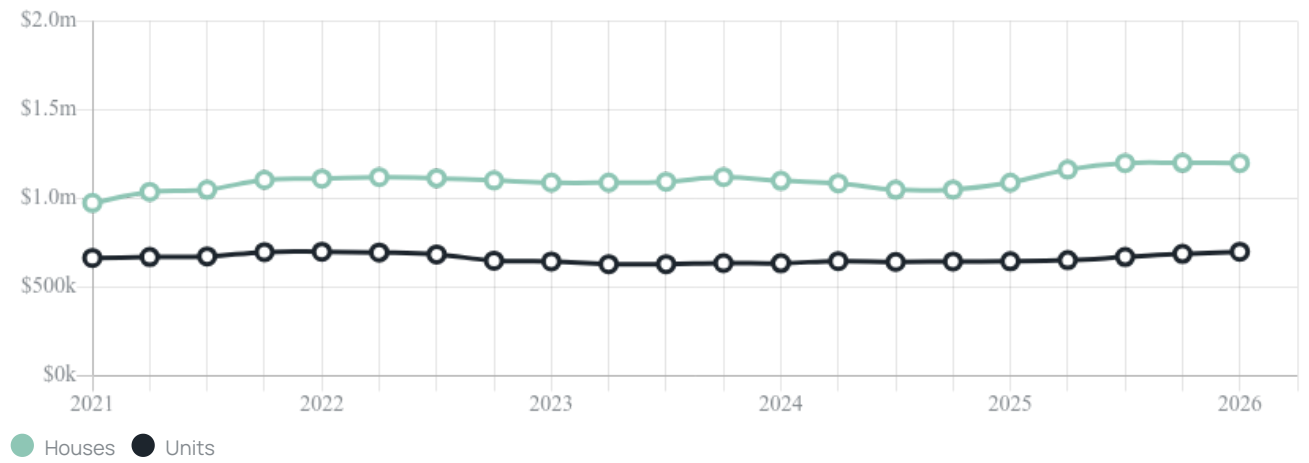
Median

\$700k

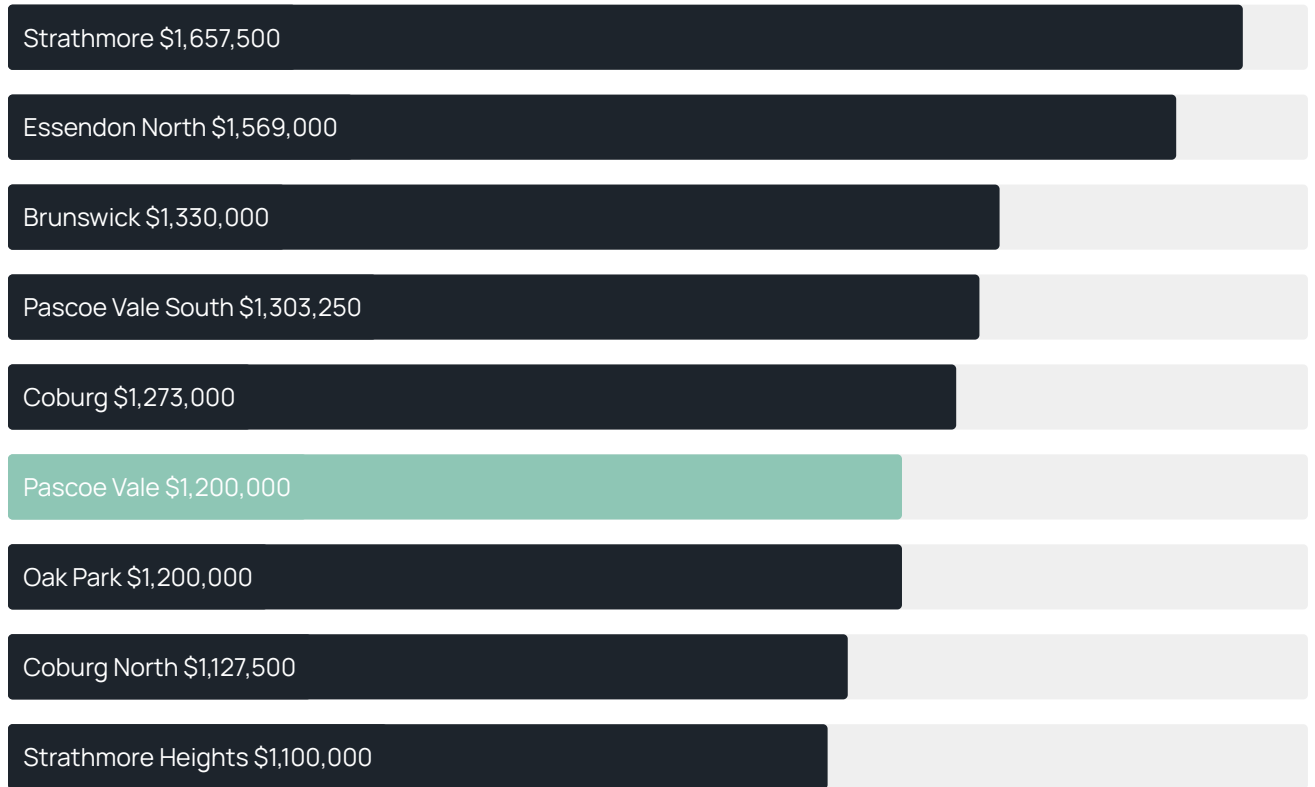
Quarterly price change

1.74% ↑

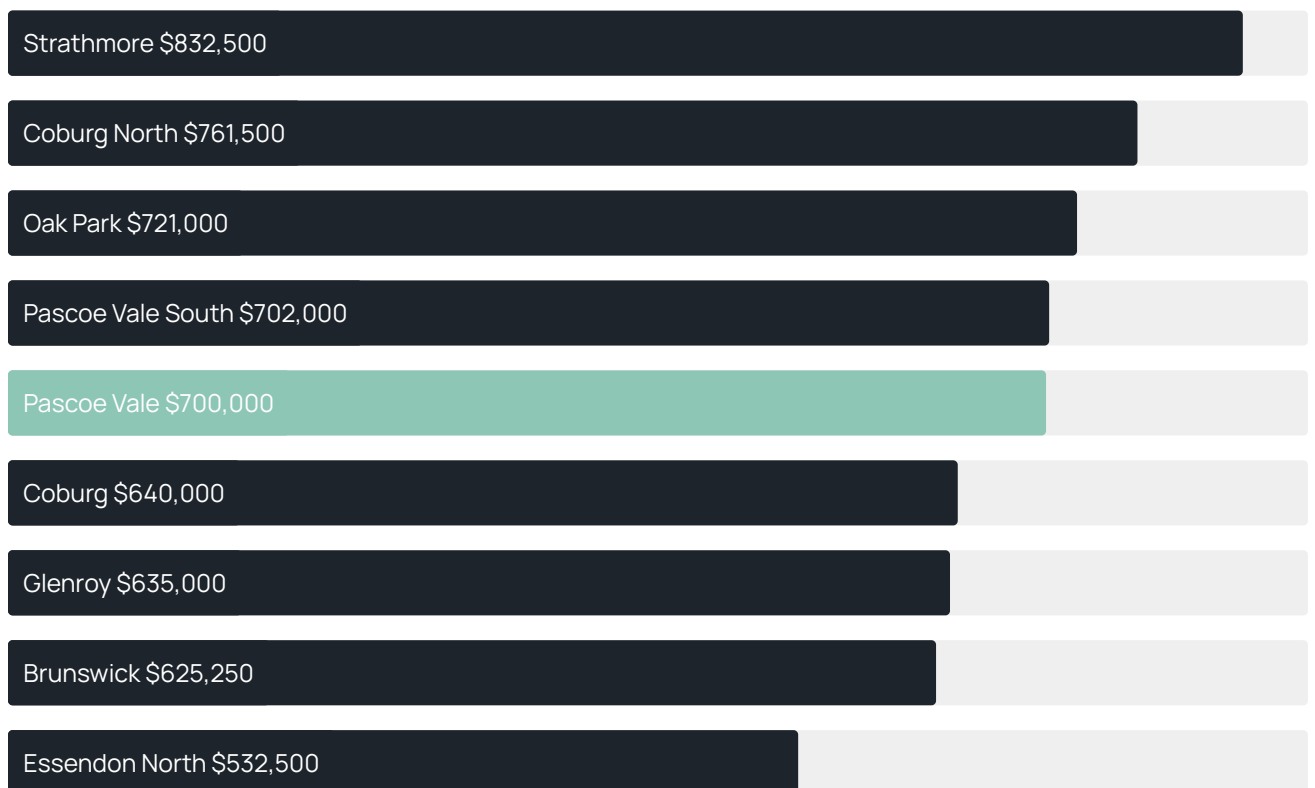
Quarterly price change¹



Median house price¹



Median unit price¹



Sale method²



- Auction 47%
- Private 53%

Auction clearance rate³

78.69%

Median days on market³

28 days

Average hold period¹

6.4 years

Dwelling type⁵



- Houses 48%
- Units 52%

Ownership⁵



- Owned outright 31%
- Mortgaged 37%
- Rented 32%

Population⁵

18,171

Median asking rent¹

\$630 per week

Population growth⁵

6.57%

Rental yield¹

2.98%

Median age⁵

36 years











Median household size⁵

2.4 people











PASCOE VALE SUBURB REPORT

Recent Pascoe Vale sales











Discover a snapshot of the most recent results for this suburb, to view the full 12 months of sales history, please go to jellisraig.com.au/suburb-reports

Address	Bedrooms	Type	Price	Sold
 296 Gaffney St Pascoe Vale	4	House	\$1,565,000	30 May 2026
 15/22-26 Pascoe St Pascoe Vale	2	Townhouse	\$675,000	27 May 2026
 1/10 Evelyn St Pascoe Vale	2	House	\$790,000	27 May 2026
 2/9 Austin Cr Pascoe Vale	3	Townhouse	\$670,000	25 May 2026
 17 Main St Pascoe Vale	3	House	\$975,000	23 May 2026
 47 Anderson St Pascoe Vale	3	Townhouse	\$890,000	23 May 2026
 20 Alpine Gr Pascoe Vale	3	House	\$1,325,000	23 May 2026
 59 Park St Pascoe Vale	3	House	\$995,000	23 May 2026
 10/162-166 Cumberland Rd Pascoe Vale	2	Townhouse	\$507,500	21 May 2026
 4/55 Pleasant St Pascoe Vale	2	Townhouse	\$634,500	18 May 2026

PASCOE VALE SUBURB REPORT

Address	Bedrooms	Type	Price	Sold
 7/26 Snell Gr Pascoe Vale	2	Townhouse	\$630,000	18 May 2026
 13 Northumberland Rd Pascoe Vale	2	House	\$822,500	18 May 2026
 2/2 Colorado St Pascoe Vale	3	Townhouse	\$785,000	14 May 2026
 3/7 Vale St Pascoe Vale	2	Unit	\$478,000	09 May 2026
 82 Austin Cr Pascoe Vale	3	House	\$1,276,500	09 May 2026
 1/22 Irvine St Pascoe Vale	3	Townhouse	\$900,000	09 May 2026
 4/3 Grover St PASCOE VALE	2	Unit	\$525,000	07 May 2026
 7/103 Sussex St Pascoe Vale	2	Townhouse	\$625,000	05 May 2026
 12 Heather Av Pascoe Vale	4	House	\$1,100,000	04 May 2026
 5/414 Gaffney St Pascoe Vale	2	Villa	\$662,000	02 May 2026

PASCOE VALE SUBURB REPORT

Address	Bedrooms	Type	Price	Sold
 105 Derby St Pascoe Vale	4	House	\$1,180,000	02 May 2026
 2/1 Vale St PASCOE VALE	2	Townhouse	\$701,400	30 Apr 2026
 3/55 Pleasant St Pascoe Vale	2	Townhouse	\$640,000	30 Apr 2026
 4/430 Gaffney St Pascoe Vale	3	Townhouse	\$590,000	25 Apr 2026
 262 Gaffney St Pascoe Vale	3	House	\$1,175,000	24 Apr 2026
 3/520 Pascoe Vale Rd Pascoe Vale	2	Townhouse	\$700,000	24 Apr 2026
 1/62 Pleasant St Pascoe Vale	2	Townhouse	\$655,000	23 Apr 2026
 1/22 Fawkner Rd Pascoe Vale	3	Townhouse	\$900,000	23 Apr 2026
 1/1 Rhodes Pde Pascoe Vale	3	Villa	\$500,000	23 Apr 2026
 7/20 Avoca Cr Pascoe Vale	2	Townhouse	\$748,000	21 Apr 2026



Jellis Craig Pascoe Vale
84 Cumberland Road, Pascoe Vale
03 9989 9575

Jellis Craig acknowledges and pays our respects to the Bunurong People, the Wadawurrung People, the Dja Dja Wurrung People and the Wurundjeri People as the Traditional Owners and original custodians of the lands on which Jellis Craig operates.

Data is current as of PDF generation date 01/06/2026

- 1 Property Data Online, updated quarterly for the past 12 months
- 2 Property Data Online, updated daily for the past 12 months
- 3 Property Data Online, updated daily for the past quarter
- 4 Jellis Craig's average inspection attendance per listing (houses) over the last 12 months, updated daily
- 5 2021 Australian Census
- 6 Property Data Online, updated daily

This publication contains data, analytics, statistics and other information supplied by PROPERTYDATAONLINE PTY LTD (PropertyData). The data provided in this publication is of a general nature and should not be construed as specific advice or relied upon in lieu of appropriate professional advice.

PropertyData relies upon data supplied by third parties and while the data is checked and reviewed, PropertyData does not warrant the accuracy or completeness of the information to the full extent permitted by the law and excludes all loss or damage howsoever arising (including through negligence) in connection with the data supplied by PropertyData. The State of Victoria owns the copyright in the Property Sales Data and reproduction of that data in any way without the consent of the State of Victoria will constitute a breach of the Copyright Act 1968 (cth). The State of Victoria does not warrant the accuracy or completeness of the Property Sales Data and any person using or relying upon such information does so on the basis that the State of Victoria accepts no responsibility or liability whatsoever for any errors, faults, defects or omissions in the information supplied.