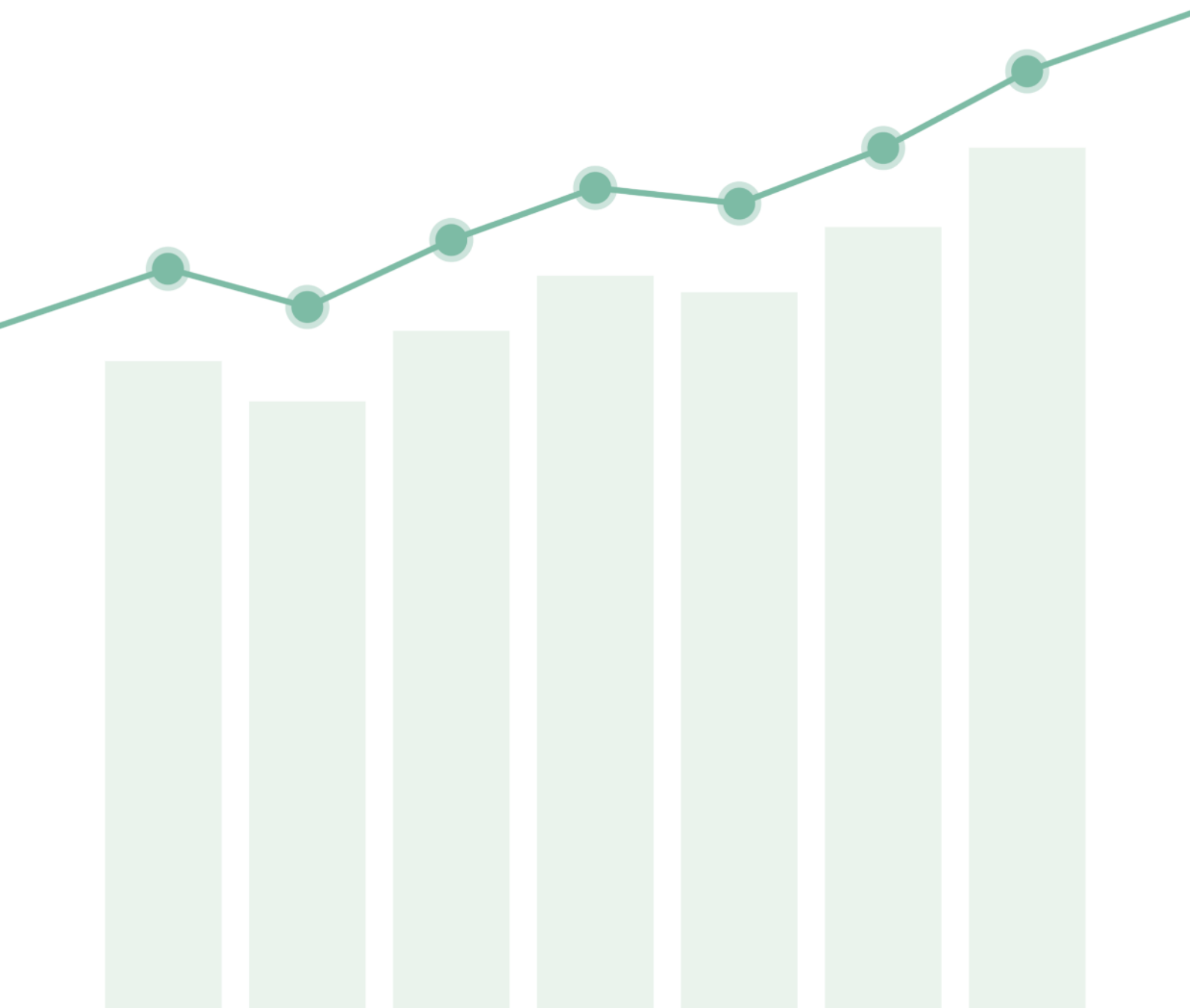


JellisCraig

PORTARLINGTON

Suburb Report

Know your neighbourhood.



PORTARLINGTON SUBURB REPORT

Median House Price*


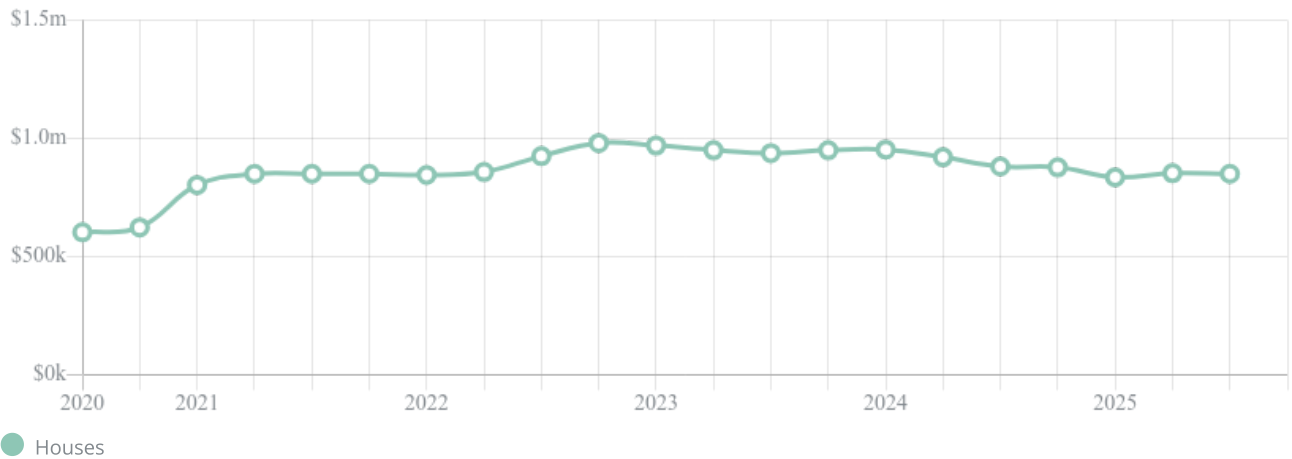
Median

\$850k

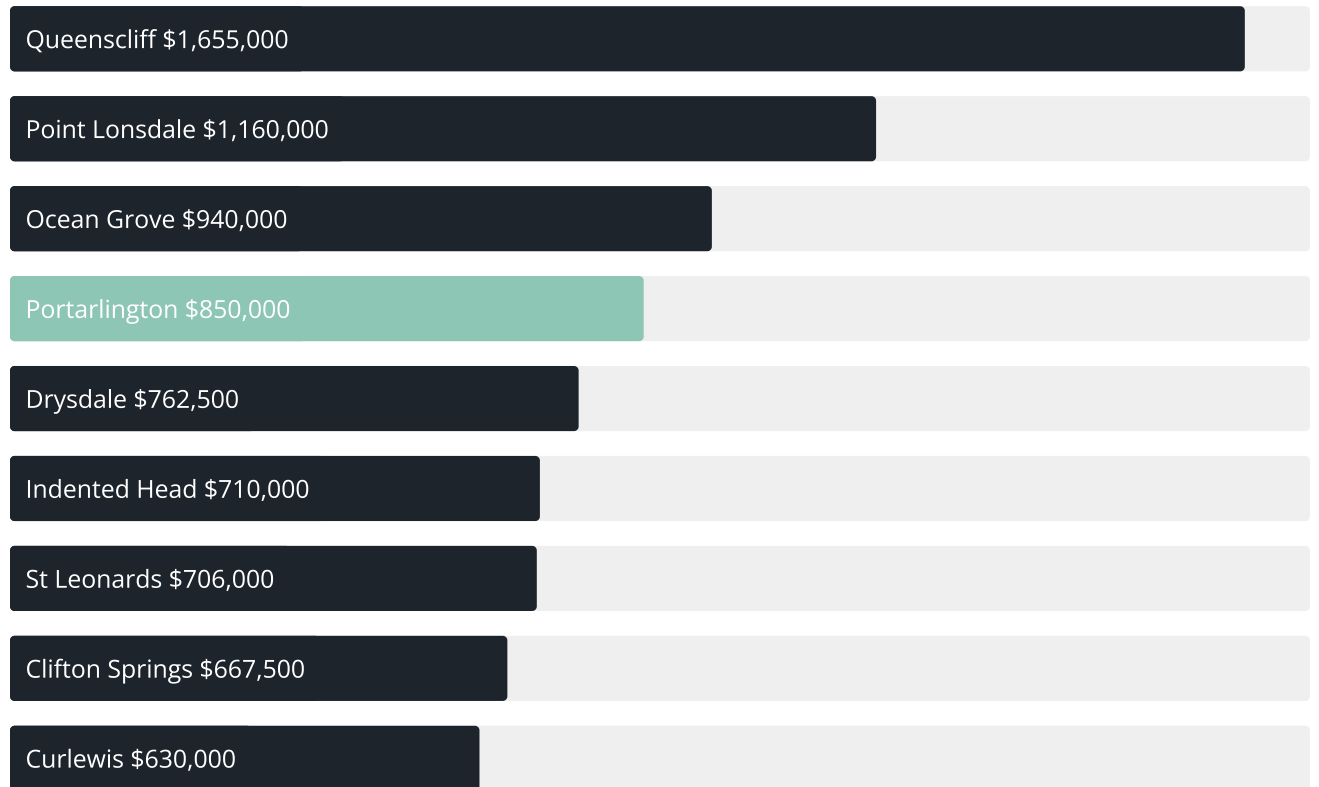
Quarterly Price Change

-0.29%↓

Quarterly Price Change*



PORTARLINGTON SUBURB REPORT

Median House Sale Price^{*}Median Unit Sale Price^{*}

PORTARLINGTON SUBURB REPORT

Sale Method^{*}

● Private 100%

Median Days on Market[^]

115 days

Average Hold Period^{*}

4.7 years

Dwelling Type[^]

● Houses 91% ● Units 9%

Ownership[^]

● Owned Outright 61% ● Mortgaged 22% ● Rented 17%

Population[^]

4,436

Median Asking Rent per week^{*}

\$490

Median Age[^]

62 years

Rental Yield^{*}











2.81%

Median Household Size[^]











2 people

PORTARLINGTON SUBURB REPORT











Discover a snapshot of the most recent results for this suburb, to view the full 12 months of sales history, please go to jellisicraig.com.au/suburbinsights

Address	Bedrooms	Type	Price	Sold
 22 Danielle Ct Portarlington	3	House	\$725,000	21 Nov 2025
 24 Evandale Av Portarlington	3	House	\$600,000	20 Nov 2025
 202 Newcombe St Portarlington	4	House	\$730,000	14 Nov 2025
 23 Fenwick St Portarlington	4	House	\$970,000	10 Nov 2025
 11 Darryl St Portarlington	3	House	\$750,000	07 Nov 2025
 46 Smythe St Portarlington	2	House	\$630,000	07 Nov 2025
 1/28 Harding St Portarlington	3	House	\$1,005,000	07 Nov 2025
 1/58 Hereford St Portarlington	2	Unit	\$520,000	06 Nov 2025
 39 Fairfax St Portarlington	3	House	\$955,000	23 Oct 2025
 18 Granada Dr Portarlington	3	House	\$1,300,000	09 Oct 2025

PORTARLINGTON SUBURB REPORT

Address	Bedrooms	Type	Price	Sold
 166 Newcombe St Portarlington	3	House	\$780,000	09 Oct 2025
 2/53 Stevens St Portarlington	2	Unit	\$615,000	06 Oct 2025
 156 Newcombe St Portarlington	3	House	\$760,000	04 Oct 2025
 3/40a Simson St Portarlington	2	Townhouse	\$670,000	02 Oct 2025
 19 Tower Rd Portarlington	5	House	\$1,100,000	26 Sep 2025
 2/58 Hereford St PORTARLINGTON	2	Unit	\$520,000	24 Sep 2025
 124 Sproat St Portarlington	3	House	\$660,000	18 Sep 2025
 28 Seaforth Dr Portarlington	4	House	\$400,000	13 Sep 2025
 6 Spencer Av Portarlington	3	House	\$645,000	12 Sep 2025
 2/22 Smythe St Portarlington	3	House	\$750,000	08 Sep 2025

PORTARLINGTON SUBURB REPORT

Address	Bedrooms	Type	Price	Sold
 160 Willis St Portarlington	2	House	\$785,000	08 Sep 2025
 77 Hereford St Portarlington	5	House	\$1,125,000	08 Sep 2025
 13 Batman St Portarlington	5	House	\$2,250,000	02 Sep 2025
 18 Willis St Portarlington	3	House	\$740,000	02 Sep 2025
 1/7 Ventura St Portarlington	3	Unit	\$649,000	30 Aug 2025
 3 Bermuda Dr Portarlington	4	House	\$1,000,000	29 Aug 2025
 1 Alison St Portarlington	3	House	\$850,000	20 Aug 2025
 45 Smythe St Portarlington	3	House	\$700,000	20 Aug 2025
 24 Willis St Portarlington	3	House	\$885,000	19 Aug 2025
 22 Sunset Blvd Portarlington	2	House	\$630,000	14 Aug 2025



jellisraig.com.au

Data is current as of PDF generation date 01/12/2025

* Updated Quarterly for the past 12 months

^ Updated daily for the past quarter

~ Updated daily: 33 recent results.

This publication contains data, analytics, statistics and other information supplied by PROPERTYDATAONLINE PTY LTD (PropertyData). The data provided in this publication is of a general nature and should not be construed as specific advice or relied upon in lieu of appropriate professional advice.

PropertyData relies upon data supplied by third parties and while the data is checked and reviewed, PropertyData does not warrant the accuracy or completeness of the information to the full extent permitted by the law and excludes all loss or damage howsoever arising (including through negligence) in connection with the data supplied by PropertyData. The State of Victoria owns the copyright in the Property Sales Data and reproduction of that data in any way without the consent of the State of Victoria will constitute a breach of the Copyright Act 1968 (cth). The State of Victoria does not warrant the accuracy or completeness of the Property Sales Data and any person using or relying upon such information does so on the basis that the State of Victoria accepts no responsibility or liability whatsoever for any errors, faults, defects or omissions in the information supplied.