



Portarlington

Suburb Report



Your connection to property insights



JellisCraig

PORTARLINGTON SUBURB REPORT

Median house price¹

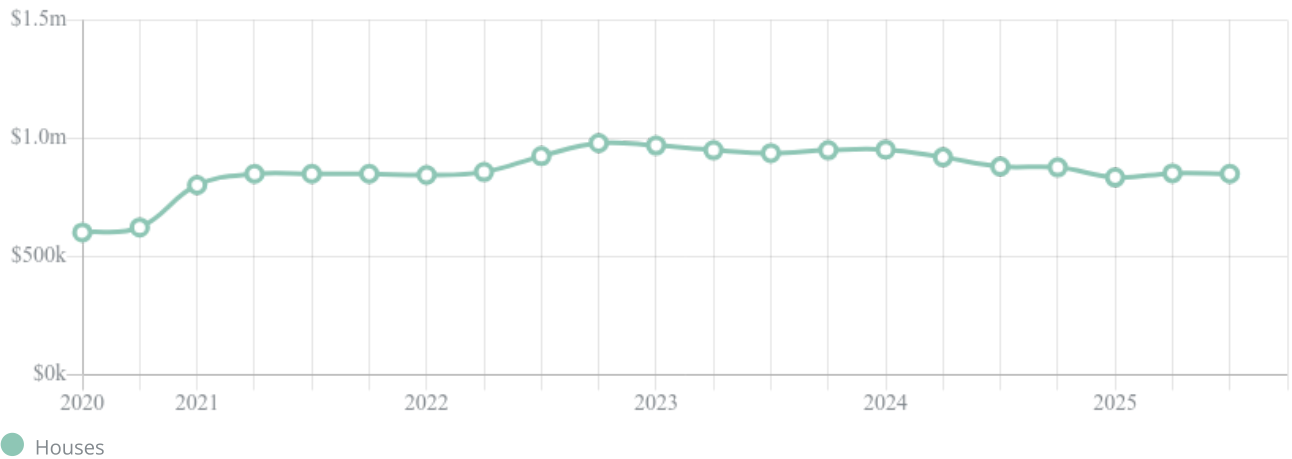
Median

\$850k

Quarterly price change

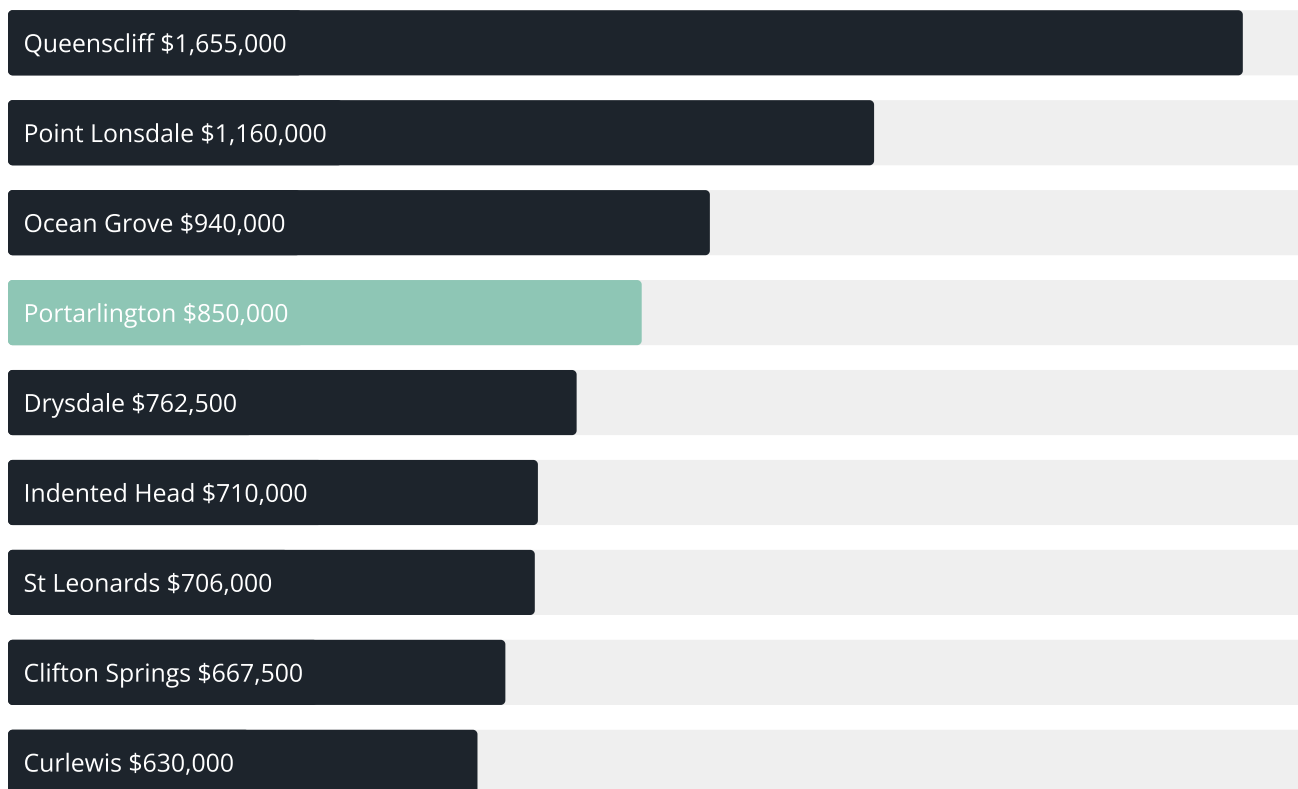
-0.29%↓

Quarterly price change¹



PORTARLINGTON SUBURB REPORT

Median house price¹



Median unit price¹



Sale method²

● Auction 4%
● Private 96%

Auction clearance rate³

100%

Median days on market³

106 days

Jellis Craig average inspection attendance per listing⁴

106 groups

Average hold period¹

4.7 years

Dwelling type⁵

● Houses 91% ● Units 9%

Ownership⁵

● Owned outright 61% ● Mortgaged 22% ● Rented 17%

Population⁵

4,436

Median asking rent¹

\$490 per week

Median age⁵

62 years

Rental yield¹

2.81%











Median household size⁵

2 people










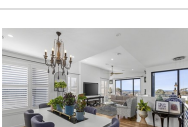
PORTARLINGTON SUBURB REPORT

Recent Portarlington sales











Discover a snapshot of the most recent results for this suburb, to view the full 12 months of sales history, please go to jellisecraig.com.au/suburb-reports

Address	Bedrooms	Type	Price	Sold
 118 Geelong Rd Portarlington	2	House	\$850,000	29 Dec 2025
 43 Harding St Portarlington	3	House	\$930,000	23 Dec 2025
 2/13 Drysdale St Portarlington	3	House	\$810,000	18 Dec 2025
 77 Fenwick St Portarlington	3	House	\$830,000	17 Dec 2025
 34 Hargreaves St Portarlington	3	House	\$820,000	09 Dec 2025
 3/28 Fairfax St Portarlington	3	House	\$725,000	08 Dec 2025
 195a Tower Rd Portarlington	3	House	\$840,000	05 Dec 2025
 5/157-159 Willis St Portarlington	3	Townhouse	\$790,000	27 Nov 2025
 22 Danielle Ct Portarlington	3	House	\$725,000	21 Nov 2025
 24 Evandale Av Portarlington	3	House	\$600,000	20 Nov 2025

PORTARLINGTON SUBURB REPORT

Address	Bedrooms	Type	Price	Sold
 202 Newcombe St Portarlington	4	House	\$730,000	14 Nov 2025
 22 Stevens St Portarlington	3	House	\$1,005,000	11 Nov 2025
 23 Fenwick St Portarlington	4	House	\$970,000	10 Nov 2025
 11 Darryl St Portarlington	3	House	\$750,000	07 Nov 2025
 46 Smythe St Portarlington	2	House	\$630,000	07 Nov 2025
 1/28 Harding St Portarlington	3	House	\$1,005,000	07 Nov 2025
 1/58 Hereford St Portarlington	2	Unit	\$520,000	06 Nov 2025
 39 Fairfax St Portarlington	3	House	\$955,000	23 Oct 2025
 7 Darryl St Portarlington	3	House	\$920,000	15 Oct 2025
 18 Granada Dr Portarlington	3	House	\$1,300,000	09 Oct 2025

PORTARLINGTON SUBURB REPORT

Address	Bedrooms	Type	Price	Sold
 166 Newcombe St Portarlington	3	House	\$780,000	09 Oct 2025
 2/53 Stevens St Portarlington	2	Unit	\$615,000	06 Oct 2025
 156 Newcombe St Portarlington	3	House	\$760,000	04 Oct 2025
 4 Lutana Ct Portarlington	3	House	\$650,000	03 Oct 2025
 10 Denver Dr Portarlington	4	House	\$575,000	02 Oct 2025
 3/40a Simson St Portarlington	2	Townhouse	\$670,000	02 Oct 2025
 19 Tower Rd Portarlington	5	House	\$1,100,000	26 Sep 2025
 2/58 Hereford St PORTARLINGTON	2	Unit	\$520,000	24 Sep 2025
 12 The Panorama Portarlington	4	House	\$942,500	22 Sep 2025
 124 Sproat St Portarlington	3	House	\$660,000	18 Sep 2025



Jellis Craig acknowledges and pays our respects to the Bunurong People, the Wadawurrung People, the Dja Dja Wurrung People and the Wurundjeri People as the Traditional Owners and original custodians of the lands on which Jellis Craig operates.



Data is current as of PDF generation date 08/01/2026

- 1 Property Data Online, updated quarterly for the past 12 months
- 2 Property Data Online, updated daily for the past 12 months
- 3 Property Data Online, updated daily for the past quarter
- 4 Jellis Craig's average inspection attendance per listing (houses) over the last 12 months, updated daily
- 5 2021 Australian Census
- 6 Property Data Online, updated daily

This publication contains data, analytics, statistics and other information supplied by PROPERTYDATAONLINE PTY LTD (PropertyData). The data provided in this publication is of a general nature and should not be construed as specific advice or relied upon in lieu of appropriate professional advice.

PropertyData relies upon data supplied by third parties and while the data is checked and reviewed, PropertyData does not warrant the accuracy or completeness of the information to the full extent permitted by the law and excludes all loss or damage howsoever arising (including through negligence) in connection with the data supplied by PropertyData. The State of Victoria owns the copyright in the Property Sales Data and reproduction of that data in any way without the consent of the State of Victoria will constitute a breach of the Copyright Act 1968 (cth). The State of Victoria does not warrant the accuracy or completeness of the Property Sales Data and any person using or relying upon such information does so on the basis that the State of Victoria accepts no responsibility or liability whatsoever for any errors, faults, defects or omissions in the information supplied.