



Portarlington

# Suburb Report



Your connection to property insights



**JellisCraig**

PORTARLINGTON SUBURB REPORT

Median house price<sup>1</sup>

Median

\$830k

Quarterly price change

-0.89% ↓

Median unit price<sup>1</sup>

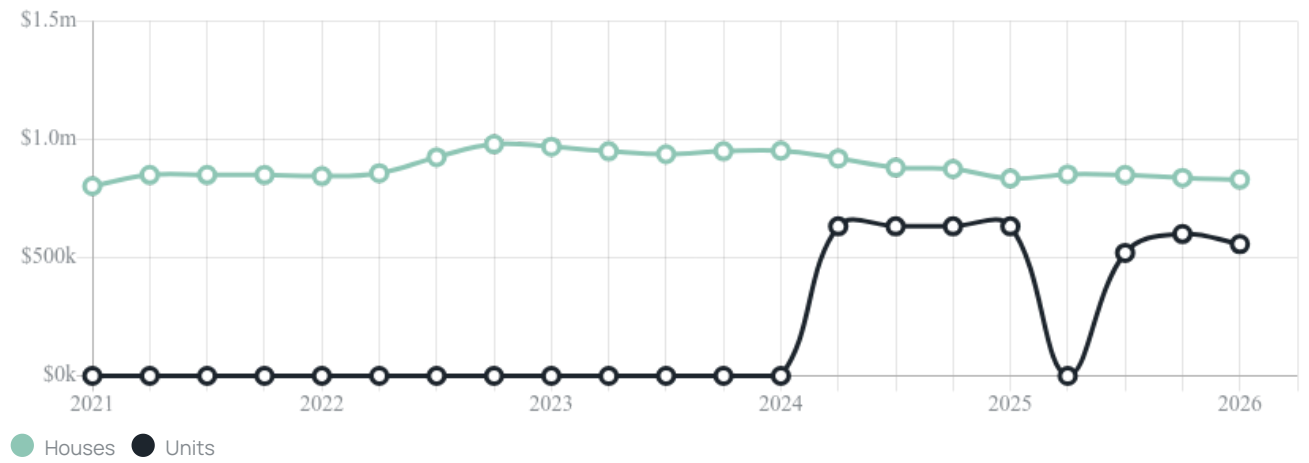
Median

\$557k

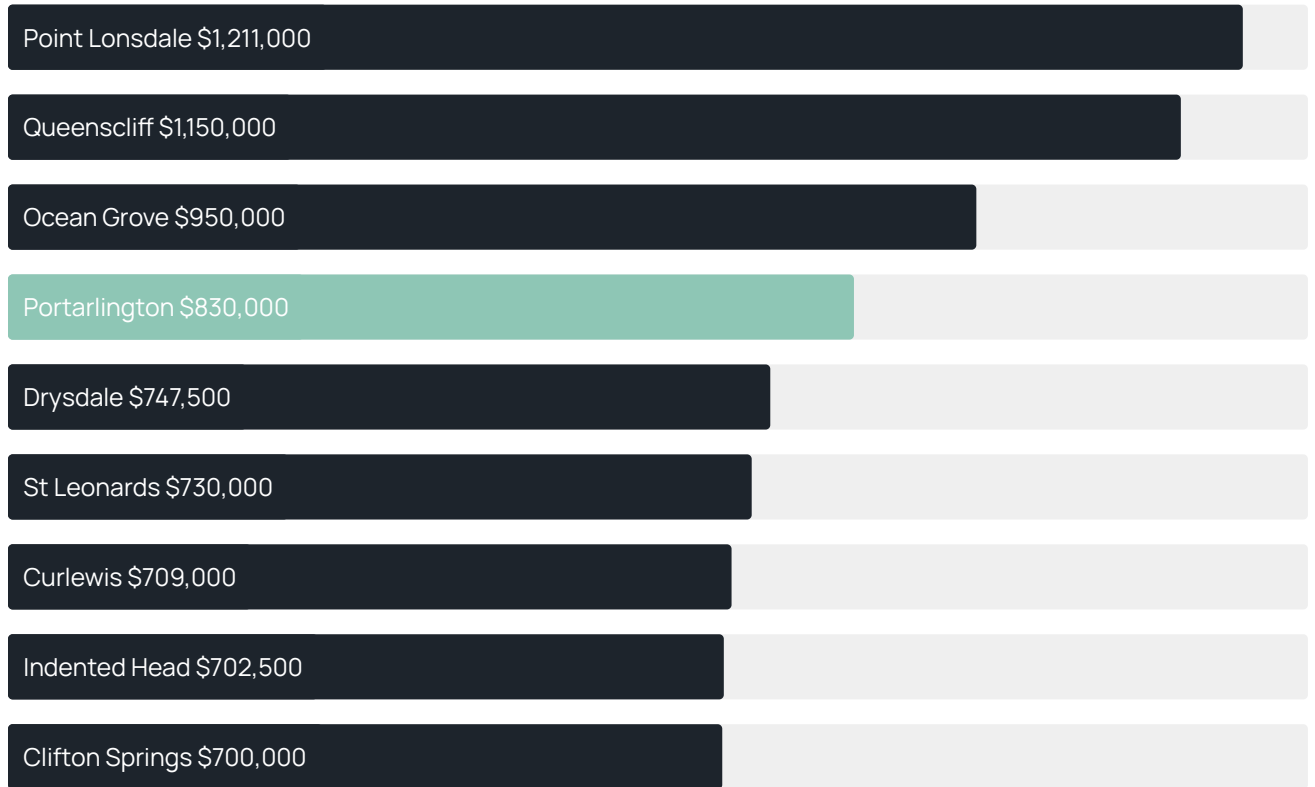
Quarterly price change

-7.16% ↓


Quarterly price change<sup>1</sup>



### Median house price<sup>1</sup>



### Median unit price<sup>1</sup>



Sale method<sup>2</sup>



- Auction 6%
- Private 94%

Auction clearance rate<sup>3</sup>

100%

Median days on market<sup>3</sup>

77 days

Jellis Craig average inspection attendance per listing<sup>4</sup>

77 groups

Average hold period<sup>1</sup>

4.7 years

Dwelling type<sup>5</sup>



- Houses 91%
- Units 9%

Ownership<sup>5</sup>



- Owned outright 61%
- Mortgaged 22%
- Rented 17%

Population<sup>5</sup>

4,436

Median asking rent<sup>1</sup>

\$500 per week

Median age<sup>5</sup>

62 years

Rental yield<sup>1</sup>

2.81%











Median household size<sup>5</sup>

2 people











PORTARLINGTON SUBURB REPORT

## Recent Portarlington sales











Discover a snapshot of the most recent results for this suburb, to view the full 12 months of sales history, please go to [jellisCraig.com.au/suburb-reports](http://jellisCraig.com.au/suburb-reports)

Address	Bedrooms	Type	Price	Sold
 1/30 Fisher St Portarlington	2	Unit	\$620,000	20 May 2026
 44 Sproat St Portarlington	3	House	\$835,000	06 May 2026
 2/52 Fenwick St Portarlington	2	House	\$640,000	05 May 2026
 11 Bermuda Dr Portarlington	4	House	\$1,125,000	01 May 2026
 167a Tower Rd Portarlington	4	House	\$725,000	30 Apr 2026
 6 Smythe St Portarlington	3	House	\$875,000	29 Apr 2026
 3/143 Fenwick St Portarlington	2	Townhouse	\$590,000	28 Apr 2026
 2/158 Willis St Portarlington	2	Unit	\$489,500	23 Apr 2026
 13 Clarke St Portarlington	2	House	\$900,000	23 Apr 2026
 61b Clarke St Portarlington	3	House	\$870,000	22 Apr 2026

## PORTARLINGTON SUBURB REPORT

Address	Bedrooms	Type	Price	Sold
 66b Fairfax St Portarlington	2	House	\$790,000	22 Apr 2026
 106 Willis St Portarlington	3	House	\$1,015,000	18 Apr 2026
 13 Hayman St Portarlington	3	House	\$760,000	16 Apr 2026
 73 Fairfax St Portarlington	3	House	\$730,000	16 Apr 2026
 4 Mueller St Portarlington	3	House	\$670,000	16 Apr 2026
 9B Darryl St Portarlington	3	House	\$680,000	15 Apr 2026
 105 Smythe St Portarlington	3	House	\$646,000	08 Apr 2026
 14 Smythe St Portarlington	3	House	\$620,000	08 Apr 2026
 15 Flagstaff Dr Portarlington	4	House	\$970,000	27 Mar 2026
 4 Pieris Ct Portarlington	5	House	\$1,450,000	27 Mar 2026

## PORTARLINGTON SUBURB REPORT

Address	Bedrooms	Type	Price	Sold
 128 Newcombe St Portarlington	3	House	\$650,000	26 Mar 2026
 69 Ramblers Rd Portarlington	3	House	\$890,000	25 Mar 2026
 12 Hayman St Portarlington	2	House	\$660,000	25 Mar 2026
 75 Willis St Portarlington	2	House	\$580,000	24 Mar 2026
 2/84 Stevens St Portarlington	2	House	\$1,100,000	23 Mar 2026
 82 Sproat St PORTARLINGTON	3	House	\$600,000	20 Mar 2026
 1 Harding St Portarlington	4	House	\$1,910,000	19 Mar 2026
 2 Peels Ct Portarlington	3	House	\$820,000	19 Mar 2026
 84 Fenwick St Portarlington	3	House	\$700,000	17 Mar 2026
 127 Fenwick St Portarlington	4	House	\$640,000	16 Mar 2026



Jellis Craig acknowledges and pays our respects to the Bunurong People, the Wadawurrung People, the Dja Dja Wurrung People and the Wurundjeri People as the Traditional Owners and original custodians of the lands on which Jellis Craig operates.

---

Data is current as of PDF generation date 01/06/2026

- 1 Property Data Online, updated quarterly for the past 12 months
- 2 Property Data Online, updated daily for the past 12 months
- 3 Property Data Online, updated daily for the past quarter
- 4 Jellis Craig's average inspection attendance per listing (houses) over the last 12 months, updated daily
- 5 2021 Australian Census
- 6 Property Data Online, updated daily

This publication contains data, analytics, statistics and other information supplied by PROPERTYDATAONLINE PTY LTD (PropertyData). The data provided in this publication is of a general nature and should not be construed as specific advice or relied upon in lieu of appropriate professional advice.

PropertyData relies upon data supplied by third parties and while the data is checked and reviewed, PropertyData does not warrant the accuracy or completeness of the information to the full extent permitted by the law and excludes all loss or damage howsoever arising (including through negligence) in connection with the data supplied by PropertyData. The State of Victoria owns the copyright in the Property Sales Data and reproduction of that data in any way without the consent of the State of Victoria will constitute a breach of the Copyright Act 1968 (cth). The State of Victoria does not warrant the accuracy or completeness of the Property Sales Data and any person using or relying upon such information does so on the basis that the State of Victoria accepts no responsibility or liability whatsoever for any errors, faults, defects or omissions in the information supplied.