



Prahran

Suburb Report



Your connection to property insights



JellisCraig

PRAHRAN SUBURB REPORT

Median house price¹

Median

\$1.71m

Quarterly price change

-4.44% ↓

Median unit price¹

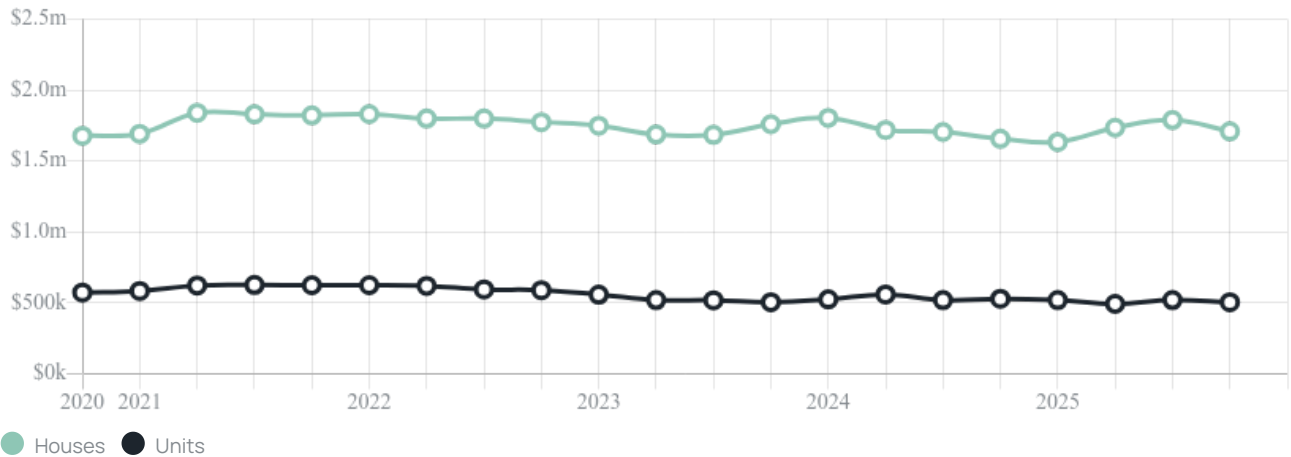
Median

\$505k

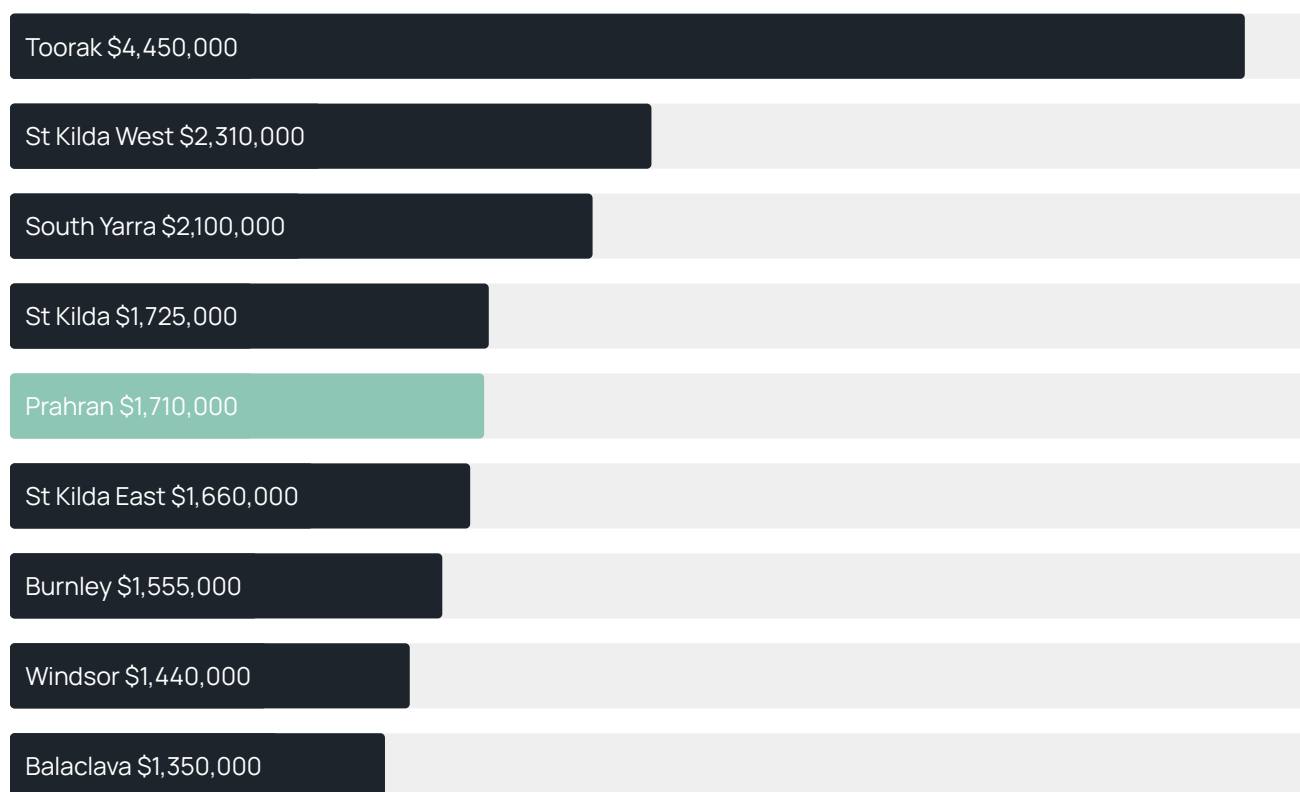
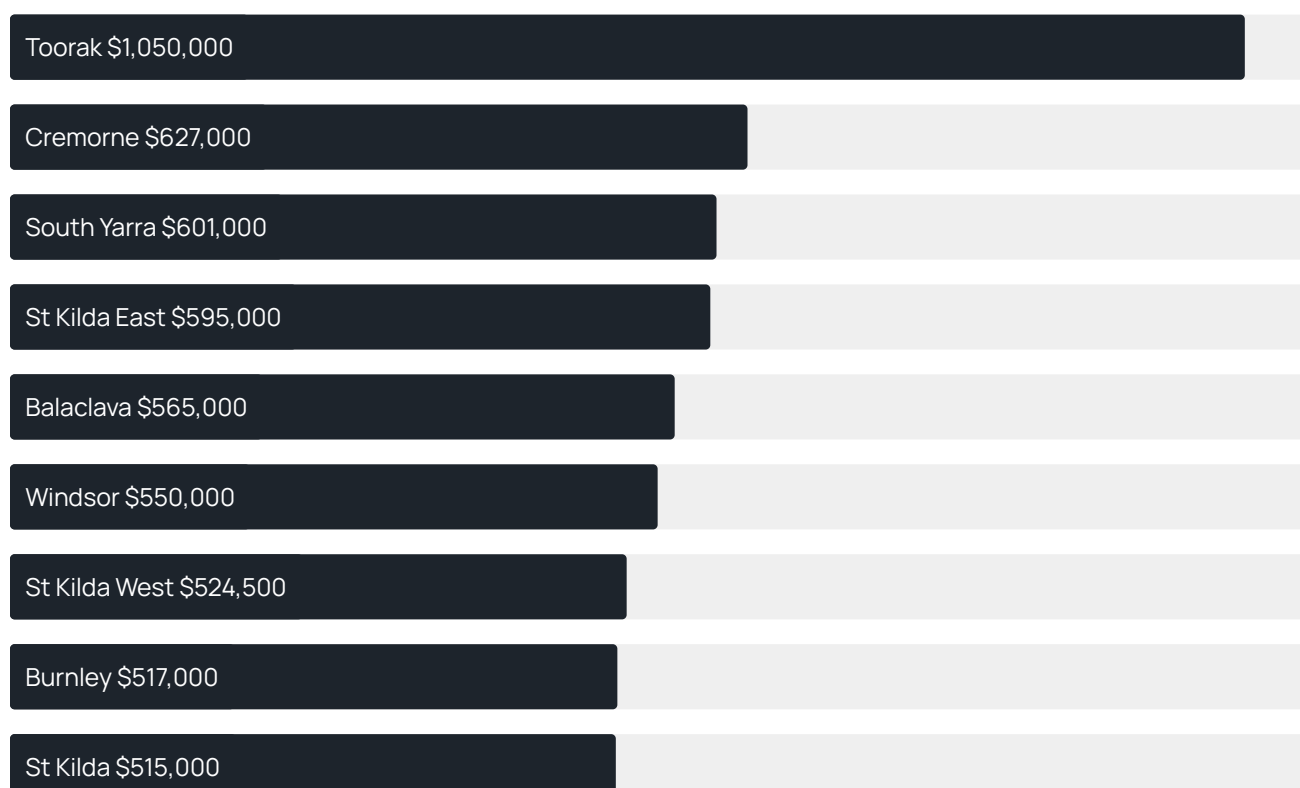
Quarterly price change

-2.88% ↓

Quarterly price change¹



PRAHRAN SUBURB REPORT

Median house price¹Median unit price¹

Sale method²

● Auction 32%
● Private 68%

Auction clearance rate³

70.97%

Median days on market³

27 days

Jellis Craig average inspection attendance per listing⁴

27 groups

Average hold period¹

7.3 years

Dwelling type⁵

● Houses 18% ● Units 82%

Ownership⁵

● Owned outright 22% ● Mortgaged 26% ● Rented 52%

Population⁵

12,203

Median asking rent¹

\$900 per week

Population growth⁵

-6.00%

Rental yield¹

2.6%

Median age⁵

34 years











Median household size⁵

1.8 people











PRAHRAN SUBURB REPORT

Recent Prahran sales











Discover a snapshot of the most recent results for this suburb, to view the full 12 months of sales history, please go to jellisraig.com.au/suburb-reports

Address	Bedrooms	Type	Price	Sold
 314/16 Porter St Prahran	1	Apartment	\$455,000	29 Jan 2026
 224/15 Clifton St Prahran	2	Apartment	\$607,500	27 Jan 2026
 2/158 Williams Rd Prahran	1	Apartment	\$370,000	05 Jan 2026
 303/7 Carlton St Prahran	2	Apartment	\$590,000	02 Jan 2026
 5/29 Greville St Prahran	1	Apartment	\$340,000	02 Jan 2026
 26 Bidey St Prahran	4	House	\$1,390,000	23 Dec 2025
 14/42 Porter St Prahran	1	Strata Unit/Flat	\$159,900	19 Dec 2025
 16/42 Porter St Prahran	1	Strata Unit/Flat	\$159,900	19 Dec 2025
 110/16 Porter St Prahran	1	Apartment	\$450,000	18 Dec 2025
 603/201 High St Prahran	1	Apartment	\$377,500	18 Dec 2025

PRAHRAN SUBURB REPORT

Address	Bedrooms	Type	Price	Sold
 6/17 Izett St Prahran	1	Apartment	\$400,000	16 Dec 2025
 32 Lorne Rd Prahran	3	House	\$3,050,000	15 Dec 2025
 64 Aberdeen Rd Prahran	2	House	\$1,260,000	13 Dec 2025
 205/15 Clifton St Prahran	1	Apartment	\$325,000	11 Dec 2025
 33 Mackay St Prahran	3	House	\$1,405,000	11 Dec 2025
 10/329 Dandenong Rd Prahran	2	Apartment	\$609,000	09 Dec 2025
 16/221 Dandenong Rd Prahran	3	Apartment	\$745,000	05 Dec 2025
 1/32 Donald St Prahran	1	Apartment	\$432,500	27 Nov 2025
 2/201 High St Prahran	1	Apartment	\$370,000	26 Nov 2025
 312/32 St Edmonds Rd Prahran	1	Strata Unit/Flat	\$115,000	26 Nov 2025

PRAHRAN SUBURB REPORT

Address	Bedrooms	Type	Price	Sold
 15/61 High St Prahran	2	Apartment	\$795,000	26 Nov 2025
 2a Alfred St Prahran	3	Townhouse	\$1,620,000	25 Nov 2025
 604/16 Porter St Prahran	2	Apartment	\$685,000	25 Nov 2025
 38 Pridham St Prahran	2	House	\$1,050,000	24 Nov 2025
 70 Alfred St Prahran	2	House	\$1,438,000	24 Nov 2025
 201/25 Clifton St Prahran	1	Strata Unit/Flat	\$318,500	24 Nov 2025
 80 Bendigo St Prahran	2	House	\$1,380,000	22 Nov 2025
 1 Packington Pl Prahran	2	House	\$1,399,000	22 Nov 2025
 14/10 Highbury Gr Prahran	1	Apartment	\$386,000	21 Nov 2025
 1/14 Chatsworth Rd Prahran	2	Apartment	\$582,000	20 Nov 2025



Jellis Craig Armadale
1215 High Street, Armadale
03 9864 5000

Jellis Craig acknowledges and pays our respects to the Bunurong People, the Wadawurrung People, the Dja Dja Wurrung People and the Wurundjeri People as the Traditional Owners and original custodians of the lands on which Jellis Craig operates.

Data is current as of PDF generation date 01/02/2026

1 Property Data Online, updated quarterly for the past 12 months

2 Property Data Online, updated daily for the past 12 months

3 Property Data Online, updated daily for the past quarter

4 Jellis Craig's average inspection attendance per listing (houses) over the last 12 months, updated daily

5 2021 Australian Census

6 Property Data Online, updated daily

This publication contains data, analytics, statistics and other information supplied by PROPERTYDATAONLINE PTY LTD (PropertyData). The data provided in this publication is of a general nature and should not be construed as specific advice or relied upon in lieu of appropriate professional advice.

PropertyData relies upon data supplied by third parties and while the data is checked and reviewed, PropertyData does not warrant the accuracy or completeness of the information to the full extent permitted by the law and excludes all loss or damage howsoever arising (including through negligence) in connection with the data supplied by PropertyData. The State of Victoria owns the copyright in the Property Sales Data and reproduction of that data in any way without the consent of the State of Victoria will constitute a breach of the Copyright Act 1968 (cth). The State of Victoria does not warrant the accuracy or completeness of the Property Sales Data and any person using or relying upon such information does so on the basis that the State of Victoria accepts no responsibility or liability whatsoever for any errors, faults, defects or omissions in the information supplied.