



Prahran

Suburb Report



Your connection to property insights



JellisCraig

PRAHRAN SUBURB REPORT

Median house price¹

Median

\$1.65m

Quarterly price change

-2.94% ↓

Median unit price¹

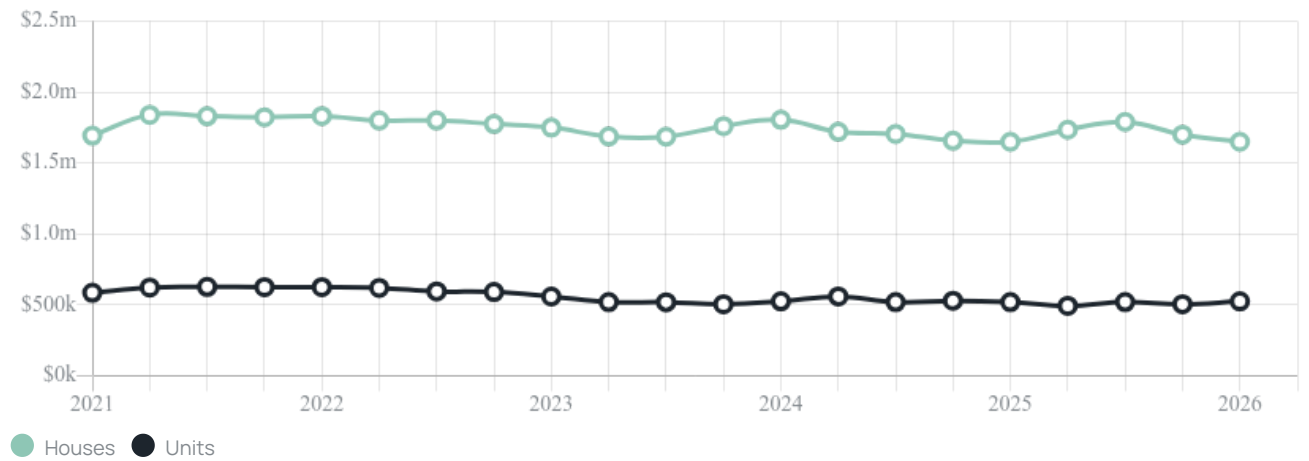
Median

\$526k

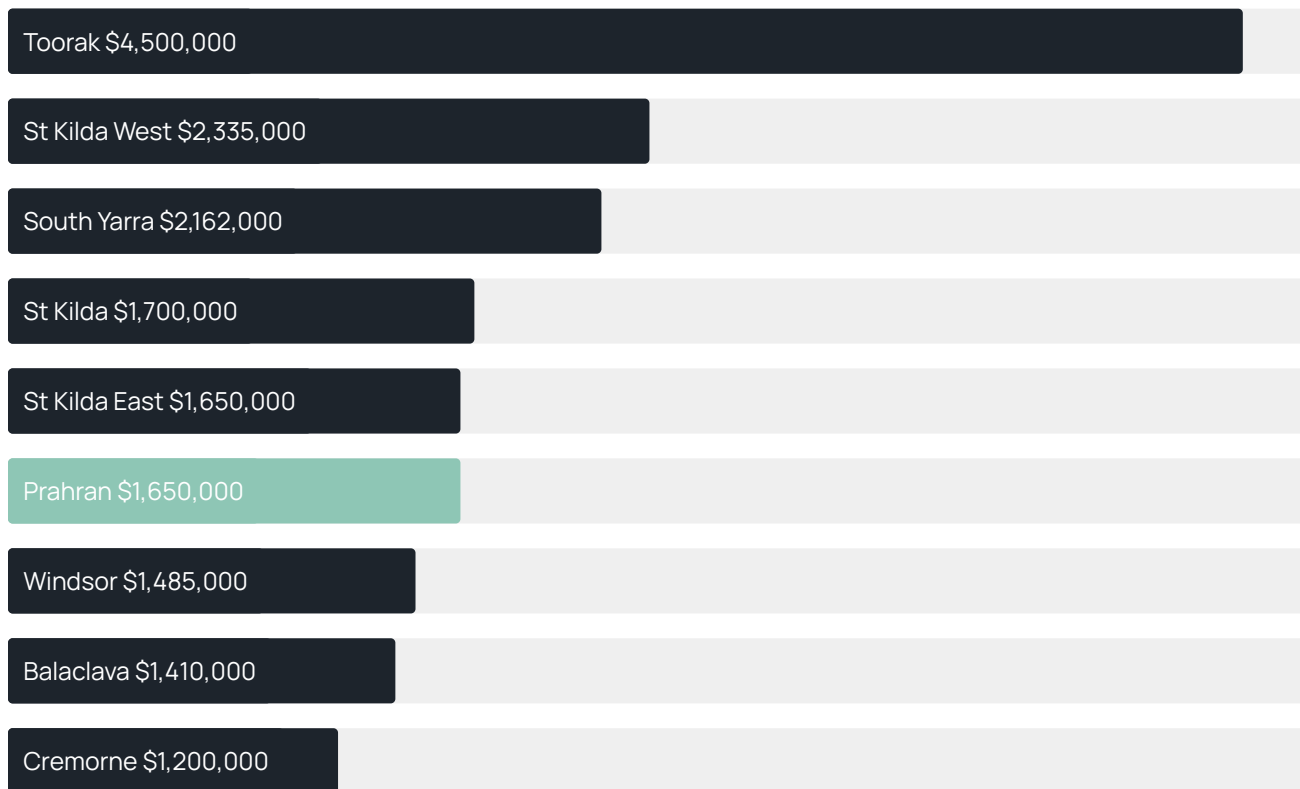
Quarterly price change

4.05% ↑

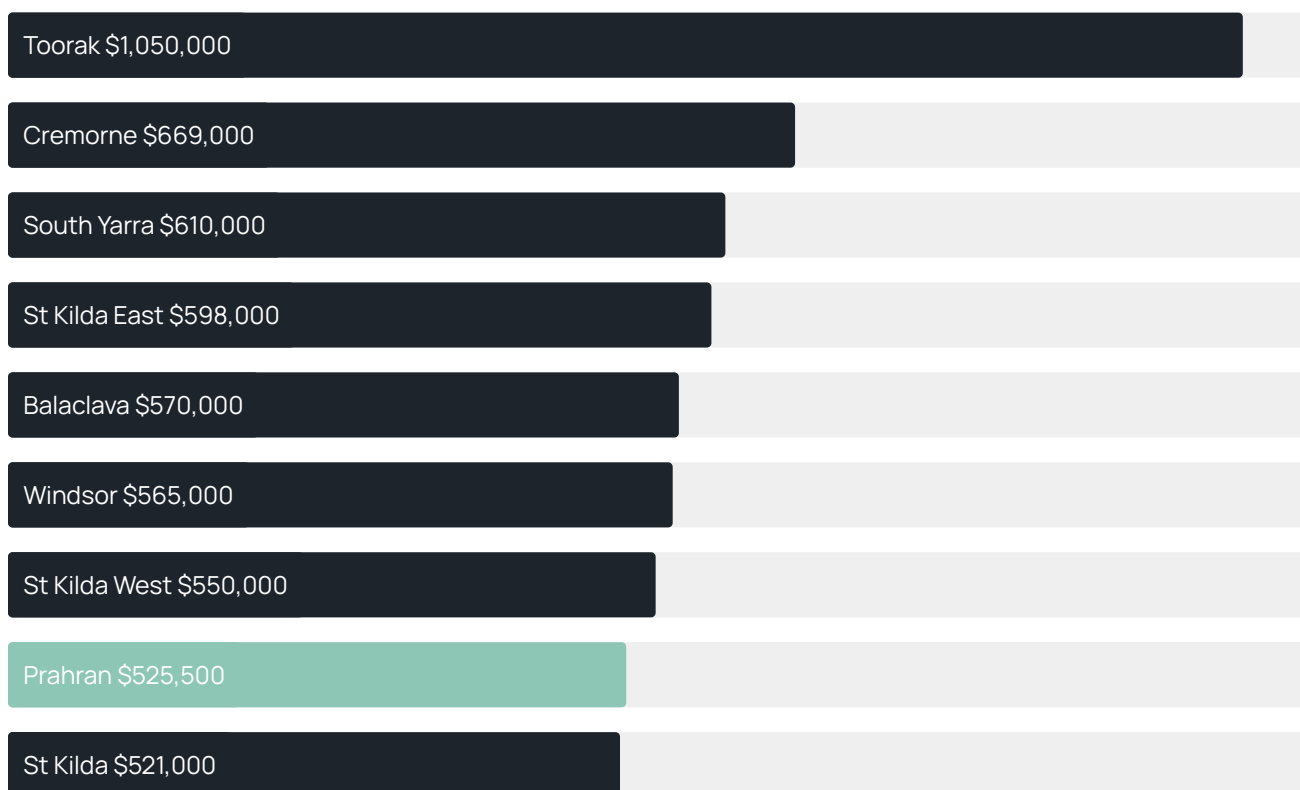
Quarterly price change¹



Median house price¹



Median unit price¹



Sale method²



● Auction 35%
● Private 65%

Auction clearance rate³

68.09%

Median days on market³

26 days

Jellis Craig average inspection attendance per listing⁴

26 groups

Average hold period¹

7.3 years

Dwelling type⁵



● Houses 18% ● Units 82%

Ownership⁵



● Owned outright 22% ● Mortgaged 26% ● Rented 52%

Population⁵

12,203

Median asking rent¹

\$910 per week

Population growth⁵

-6.00%

Rental yield¹

2.6%

Median age⁵

34 years











Median household size⁵

1.8 people











PRAHRAN SUBURB REPORT

Recent Prahran sales











Discover a snapshot of the most recent results for this suburb, to view the full 12 months of sales history, please go to jellisraig.com.au/suburb-reports

Address	Bedrooms	Type	Price	Sold
 2/300 High St Prahran	2	Apartment	\$740,000	26 May 2026
 3/123 Chomley St Prahran	2	Apartment	\$602,000	23 May 2026
 417/15 Clifton St Prahran	1	Apartment	\$365,000	22 May 2026
 419/42 Porter St Prahran	1	Apartment	\$134,000	21 May 2026
 402/31 Grattan St Prahran	2	Apartment	\$600,000	07 May 2026
 24/19-23 Izett St Prahran	2	Apartment	\$630,000	05 May 2026
 214/47 Porter St Prahran	2	Strata Unit/Flat	\$570,000	04 May 2026
 3/2 Rae Ct Prahran	2	Apartment	\$698,000	02 May 2026
 8/9-10 Sydney St Prahran	2	Apartment	\$620,000	29 Apr 2026
 207/153b High St Prahran	1	Strata Unit/Flat	\$300,000	29 Apr 2026

PRAHRAN SUBURB REPORT

Address	Bedrooms	Type	Price	Sold
 6/313a Dandenong Rd Prahran	3	Apartment	\$709,000	24 Apr 2026
 6/8 Charles St Prahran	1	Apartment	\$442,000	23 Apr 2026
 14/22 Chomley St Prahran	2	Apartment	\$700,000	22 Apr 2026
 209/42 Porter St Prahran	1	Strata Unit/Flat	\$132,000	21 Apr 2026
 9/313 Dandenong Rd Prahran	1	Apartment	\$405,000	21 Apr 2026
 22/20 Wynnstay Rd Prahran	2	Apartment	\$605,000	20 Apr 2026
 505/31 Grattan St Prahran	2	Apartment	\$615,000	17 Apr 2026
 3/1 Lumley Ct Prahran	0	Studio Apartment	\$250,000	16 Apr 2026
 302/8 Porter St Prahran	1	Apartment	\$145,000	16 Apr 2026
 6/125 High St Prahran	3	House	\$2,440,000	16 Apr 2026

PRAHRAN SUBURB REPORT

Address	Bedrooms	Type	Price	Sold
 2/263 Dandenong Rd Prahran	1	Apartment	\$405,000	15 Apr 2026
 55 Clarke St Prahran	3	House	\$1,740,000	15 Apr 2026
 414/16 Porter St Prahran	2	Apartment	\$455,000	14 Apr 2026
 33 Hinton La Prahran	3	House	\$1,625,000	10 Apr 2026
 1101/15 Clifton St Prahran	2	Apartment	\$485,000	09 Apr 2026
 6/67 High St PRAHRAN	2	Unit	\$860,000	09 Apr 2026
 405/28 Mount St Prahran	2	Apartment	\$585,000	07 Apr 2026
 1/123 Williams Rd Prahran	1	Apartment	\$455,000	06 Apr 2026
 7/45 Spring St Prahran	2	Strata Unit/Flat	\$580,000	03 Apr 2026
 404/15 Clifton St Prahran	2	Apartment	\$470,000	02 Apr 2026



Jellis Craig Armadale
1215 High Street, Armadale
03 9864 5000

Jellis Craig acknowledges and pays our respects to the Bunurong People, the Wadawurrung People, the Dja Dja Wurrung People and the Wurundjeri People as the Traditional Owners and original custodians of the lands on which Jellis Craig operates.

Data is current as of PDF generation date 01/06/2026

- 1 Property Data Online, updated quarterly for the past 12 months
- 2 Property Data Online, updated daily for the past 12 months
- 3 Property Data Online, updated daily for the past quarter
- 4 Jellis Craig's average inspection attendance per listing (houses) over the last 12 months, updated daily
- 5 2021 Australian Census
- 6 Property Data Online, updated daily

This publication contains data, analytics, statistics and other information supplied by PROPERTYDATAONLINE PTY LTD (PropertyData). The data provided in this publication is of a general nature and should not be construed as specific advice or relied upon in lieu of appropriate professional advice.

PropertyData relies upon data supplied by third parties and while the data is checked and reviewed, PropertyData does not warrant the accuracy or completeness of the information to the full extent permitted by the law and excludes all loss or damage howsoever arising (including through negligence) in connection with the data supplied by PropertyData. The State of Victoria owns the copyright in the Property Sales Data and reproduction of that data in any way without the consent of the State of Victoria will constitute a breach of the Copyright Act 1968 (cth). The State of Victoria does not warrant the accuracy or completeness of the Property Sales Data and any person using or relying upon such information does so on the basis that the State of Victoria accepts no responsibility or liability whatsoever for any errors, faults, defects or omissions in the information supplied.