



Red Hill

Suburb Report



Your connection to property insights



JellisCraig

RED HILL SUBURB REPORT

Median house price¹

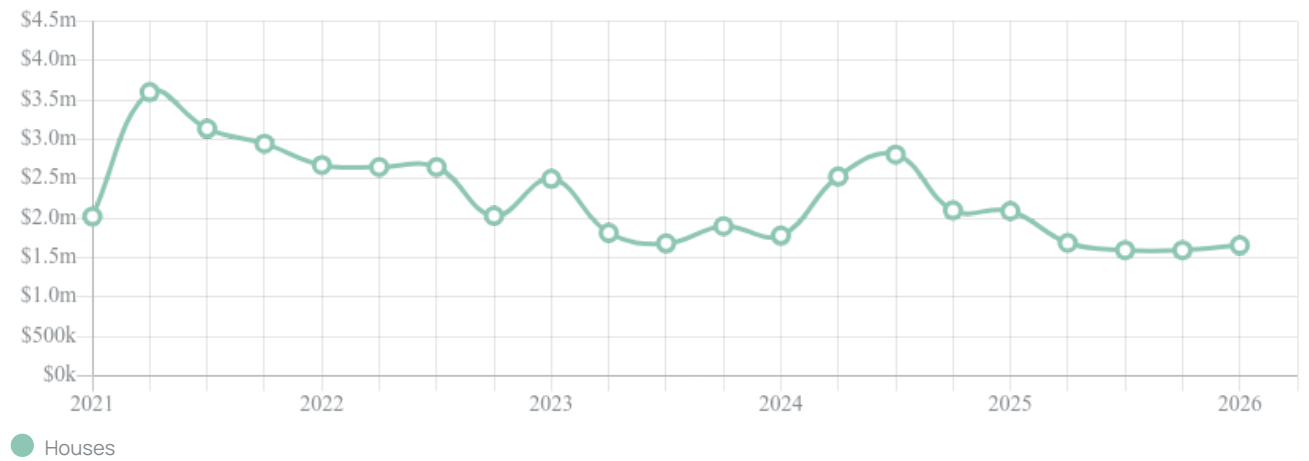
Median

\$1.66m

Quarterly price change

3.88% ↑

Quarterly price change¹



Median house price¹



Median unit price¹

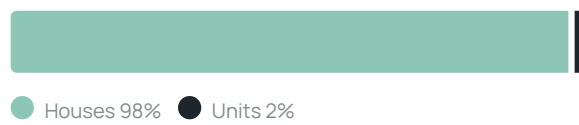


Sale method²



Average hold period¹
6.2 years

Dwelling type⁵



Ownership⁵



Population⁵

1,009

Median asking rent¹

\$650 per week

Population growth⁵

0

Rental yield¹

2.81%

Median age⁵

50 years











Median household size⁵

2.7 people


RED HILL SUBURB REPORT

Recent Red Hill sales

Discover a snapshot of the most recent results for this suburb, to view the full 12 months of sales history, please go to jellisCraig.com.au/suburb-reports

Address	Bedrooms	Type	Price	Sold
 1020 Mornington Flinders Rd Red Hill	4	House	\$1,000,000	18 Apr 2026
 239 Arthurs Seat Rd Red Hill	1	House	\$3,000,000	05 Mar 2026
 75 Arthurs Seat Rd Red Hill	4	House	\$1,600,000	19 Feb 2026
 300 Mcilroys Rd Red Hill	5	House	\$3,100,000	21 Dec 2025
 144 Red Hill Rd Red Hill	4	House	\$9,000,000	11 Dec 2025
 6 Collins St Red Hill	3	House	\$1,530,000	24 Nov 2025
 381 Arthurs Seat Rd Red Hill	4	House	\$2,140,000	22 Oct 2025
 2 Marma Av RED HILL	4	House	\$1,714,000	08 Oct 2025
 5 Collins St Red Hill	3	House	\$1,420,000	15 Aug 2025
 107 Arthurs Seat Rd Red Hill	4	House	\$1,555,000	14 Aug 2025

RED HILL SUBURB REPORT

Address	Bedrooms	Type	Price	Sold
 <p>1000 Mornington Flinders Rd Red Hill</p>	2	House	\$920,000	01 Jul 2025
 <p>1022 Mornington Flinders Rd RED HILL</p>	2	House	\$1,100,000	15 Jun 2025
 <p>3 Marma Av Red Hill</p>	3	House	\$1,500,000	07 Jun 2025



Jellis Craig Rye
2273 Point Nepean Road, Rye
03 5984 0999

Jellis Craig acknowledges and pays our respects to the Bunurong People, the Wadawurrung People, the Dja Dja Wurrung People and the Wurundjeri People as the Traditional Owners and original custodians of the lands on which Jellis Craig operates.

Data is current as of PDF generation date 01/06/2026

- 1 Property Data Online, updated quarterly for the past 12 months
- 2 Property Data Online, updated daily for the past 12 months
- 3 Property Data Online, updated daily for the past quarter
- 4 Jellis Craig's average inspection attendance per listing (houses) over the last 12 months, updated daily
- 5 2021 Australian Census
- 6 Property Data Online, updated daily

This publication contains data, analytics, statistics and other information supplied by PROPERTYDATAONLINE PTY LTD (PropertyData). The data provided in this publication is of a general nature and should not be construed as specific advice or relied upon in lieu of appropriate professional advice.

PropertyData relies upon data supplied by third parties and while the data is checked and reviewed, PropertyData does not warrant the accuracy or completeness of the information to the full extent permitted by the law and excludes all loss or damage howsoever arising (including through negligence) in connection with the data supplied by PropertyData. The State of Victoria owns the copyright in the Property Sales Data and reproduction of that data in any way without the consent of the State of Victoria will constitute a breach of the Copyright Act 1968 (cth). The State of Victoria does not warrant the accuracy or completeness of the Property Sales Data and any person using or relying upon such information does so on the basis that the State of Victoria accepts no responsibility or liability whatsoever for any errors, faults, defects or omissions in the information supplied.