



Redan

# Suburb Report



Your connection to property insights



JellisCraig

REDAN SUBURB REPORT

Median house price<sup>1</sup>

Median

\$464k

Quarterly price change

1.97% ↑

Median unit price<sup>1</sup>

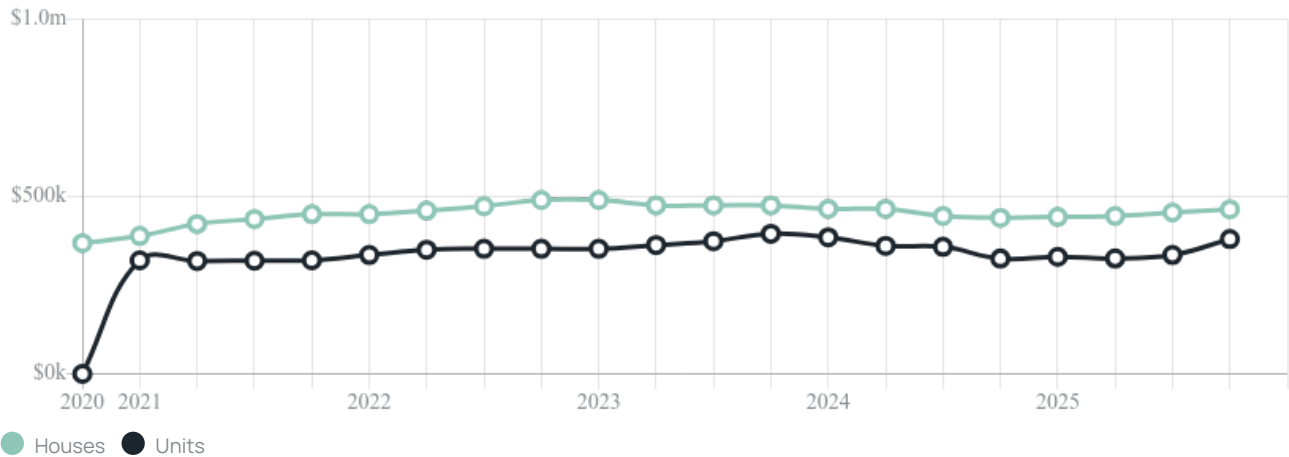
Median

\$380k

Quarterly price change

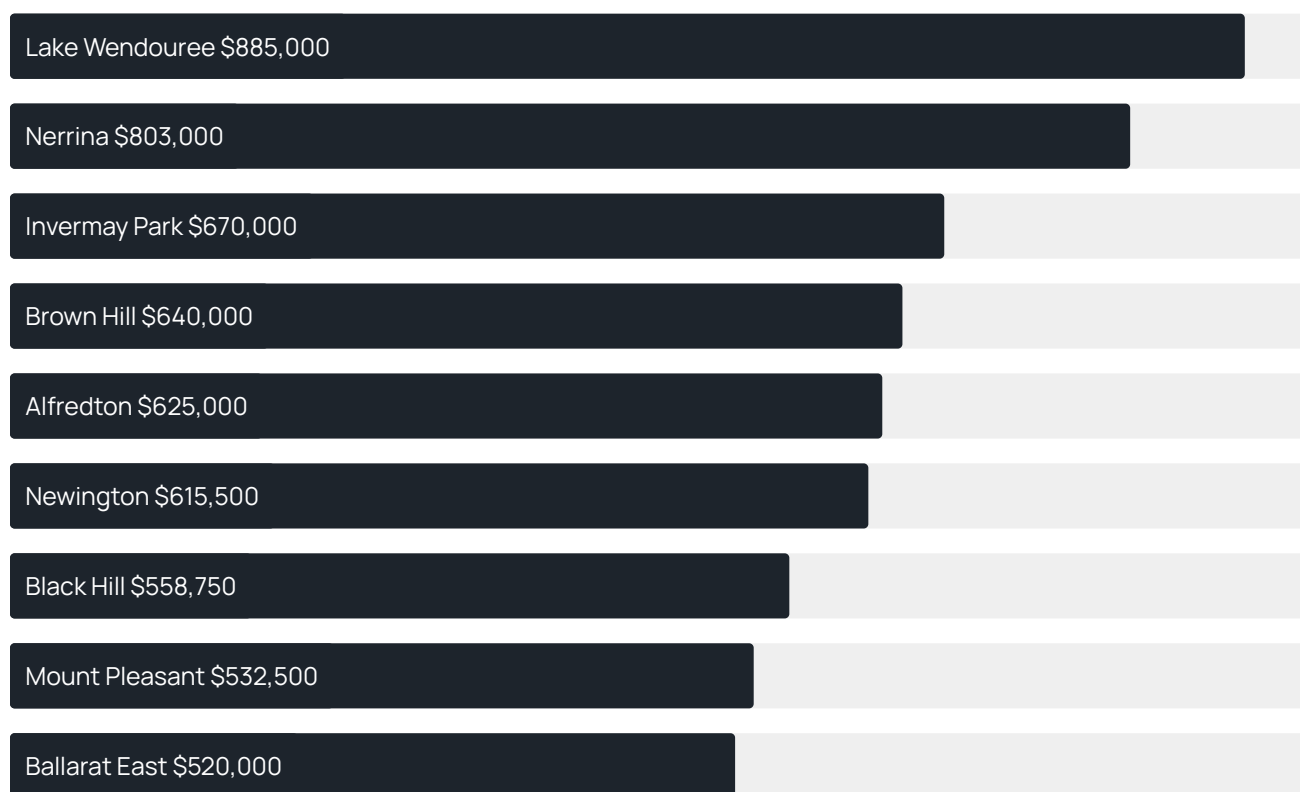
13.43% ↑

Quarterly price change<sup>1</sup>



## REDAN SUBURB REPORT

### Median house price<sup>1</sup>



### Median unit price<sup>1</sup>



Sale method<sup>2</sup>

● Private 100%

Median days on market<sup>3</sup>

31 days

Jellis Craig average inspection attendance per listing<sup>4</sup>

31 groups

Average hold period<sup>1</sup>

9.0 years

Dwelling type<sup>5</sup>

● Houses 58% ● Units 42%

Ownership<sup>5</sup>

● Owned outright 29% ● Mortgaged 27% ● Rented 44%

Population<sup>5</sup>

3,000

Median asking rent<sup>1</sup>

\$390 per week

Population growth<sup>5</sup>

3.84%

Rental yield<sup>1</sup>

4.4%

Median age<sup>5</sup>

39 years











Median household size<sup>5</sup>

1.9 people











## REDAN SUBURB REPORT

## Recent Redan sales











Discover a snapshot of the most recent results for this suburb, to view the full 12 months of sales history, please go to [jellisraig.com.au/suburb-reports](https://jellisraig.com.au/suburb-reports)

Address	Bedrooms	Type	Price	Sold
 809 Darling St Redan	4	House	\$625,000	30 Jan 2026
 719 La Trobe St REDAN	2	House	\$400,000	27 Jan 2026
 6/801 Ripon St Redan	3	House	\$454,108	19 Jan 2026
 7/607 Talbot St.S Redan	2	Unit	\$323,000	16 Jan 2026
 507 Ripon St.S Redan	5	House	\$780,000	10 Jan 2026
 709 Skipton St Redan	3	House	\$570,000	06 Jan 2026
 1/208 Yarrowee Pde Redan	2	Unit	\$289,000	22 Dec 2025
 409 Skipton St Redan	3	House	\$350,000	19 Dec 2025
 801 Pleasant St.S REDAN	3	House	\$505,000	17 Dec 2025
 619 Windermere St Redan	2	House	\$490,000	15 Dec 2025

## REDAN SUBURB REPORT

Address	Bedrooms	Type	Price	Sold
 429 Skipton St Redan	2	House	\$420,000	15 Dec 2025
 1/511 Drummond St Redan	2	Flat/Unit/Apartment	\$481,500	11 Dec 2025
 904A Ripon St Redan	3	House	\$595,000	09 Dec 2025
 513 Drummond St.S Redan	2	House	\$402,500	08 Dec 2025
 3/509 Drummond St Redan	2	Flat/Unit/Apartment	\$350,000	04 Dec 2025
 3/509 Drummond St.S REDAN	2	House	\$350,000	04 Dec 2025
 7/801 Ripon St Redan	3	House	\$465,000	03 Dec 2025
 801 Pleasant St Redan	3	House	\$505,000	30 Nov 2025
 206 Leith St Redan	3	House	\$472,000	28 Nov 2025
 108 Hampden St Redan	3	House	\$461,000	26 Nov 2025

## REDAN SUBURB REPORT

Address	Bedrooms	Type	Price	Sold
 513 Drummond St Redan	2	House	\$402,500	26 Nov 2025
 711 Skipton St Redan	3	House	\$500,000	21 Nov 2025
 201 Leith St Redan	3	House	\$445,000	21 Nov 2025
 812 Talbot St.S Redan	3	House	\$610,000	17 Nov 2025
 515 Ripon St.S Redan	3	House	\$560,000	15 Nov 2025
 2/501 Leith St Redan	3	House	\$488,000	11 Nov 2025
 128 Park St.E REDAN	3	Townhouse	\$457,500	10 Nov 2025
 128 Park St Redan	3	House	\$457,500	10 Nov 2025
 705 Darling St Redan	3	House	\$620,000	03 Nov 2025
 214 Adair St Redan	3	House	\$430,000	31 Oct 2025





**Jellis Craig Ballarat**  
1211 Sturt Street, Ballarat  
03 5329 2500

Jellis Craig acknowledges and pays our respects to the Bunurong People, the Wadawurrung People, the Dja Dja Wurrung People and the Wurundjeri People as the Traditional Owners and original custodians of the lands on which Jellis Craig operates.

---

Data is current as of PDF generation date 01/02/2026

- 1 Property Data Online, updated quarterly for the past 12 months
- 2 Property Data Online, updated daily for the past 12 months
- 3 Property Data Online, updated daily for the past quarter
- 4 Jellis Craig's average inspection attendance per listing (houses) over the last 12 months, updated daily
- 5 2021 Australian Census
- 6 Property Data Online, updated daily

This publication contains data, analytics, statistics and other information supplied by PROPERTYDATAONLINE PTY LTD (PropertyData). The data provided in this publication is of a general nature and should not be construed as specific advice or relied upon in lieu of appropriate professional advice.

PropertyData relies upon data supplied by third parties and while the data is checked and reviewed, PropertyData does not warrant the accuracy or completeness of the information to the full extent permitted by the law and excludes all loss or damage howsoever arising (including through negligence) in connection with the data supplied by PropertyData. The State of Victoria owns the copyright in the Property Sales Data and reproduction of that data in any way without the consent of the State of Victoria will constitute a breach of the Copyright Act 1968 (cth). The State of Victoria does not warrant the accuracy or completeness of the Property Sales Data and any person using or relying upon such information does so on the basis that the State of Victoria accepts no responsibility or liability whatsoever for any errors, faults, defects or omissions in the information supplied.