



Richmond

Suburb Report



Your connection to property insights



JellisCraig

RICHMOND SUBURB REPORT

Median house price¹

Median

\$1.44m

Quarterly price change

-2.38% ↓

Median unit price¹

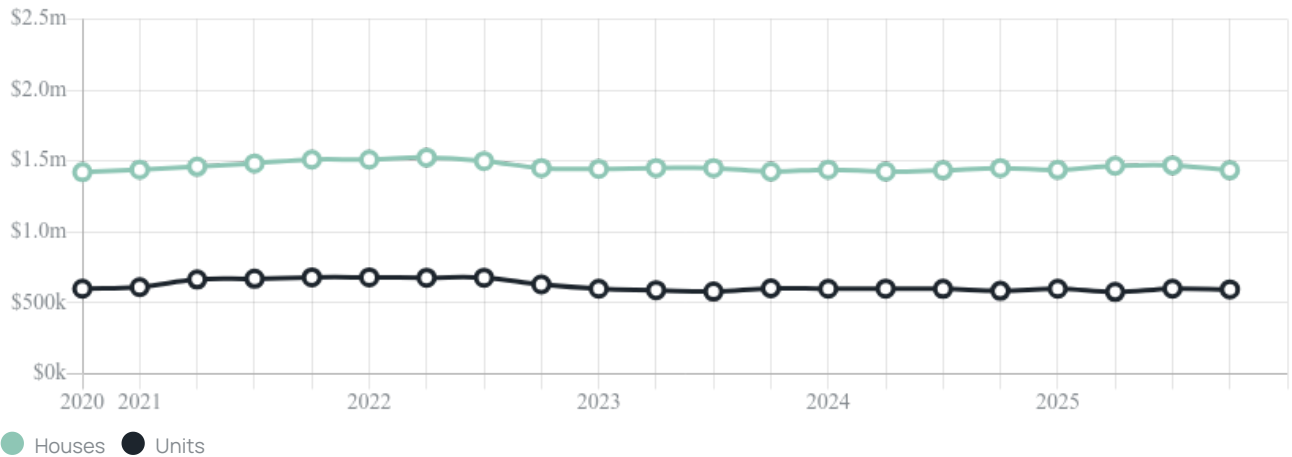
Median

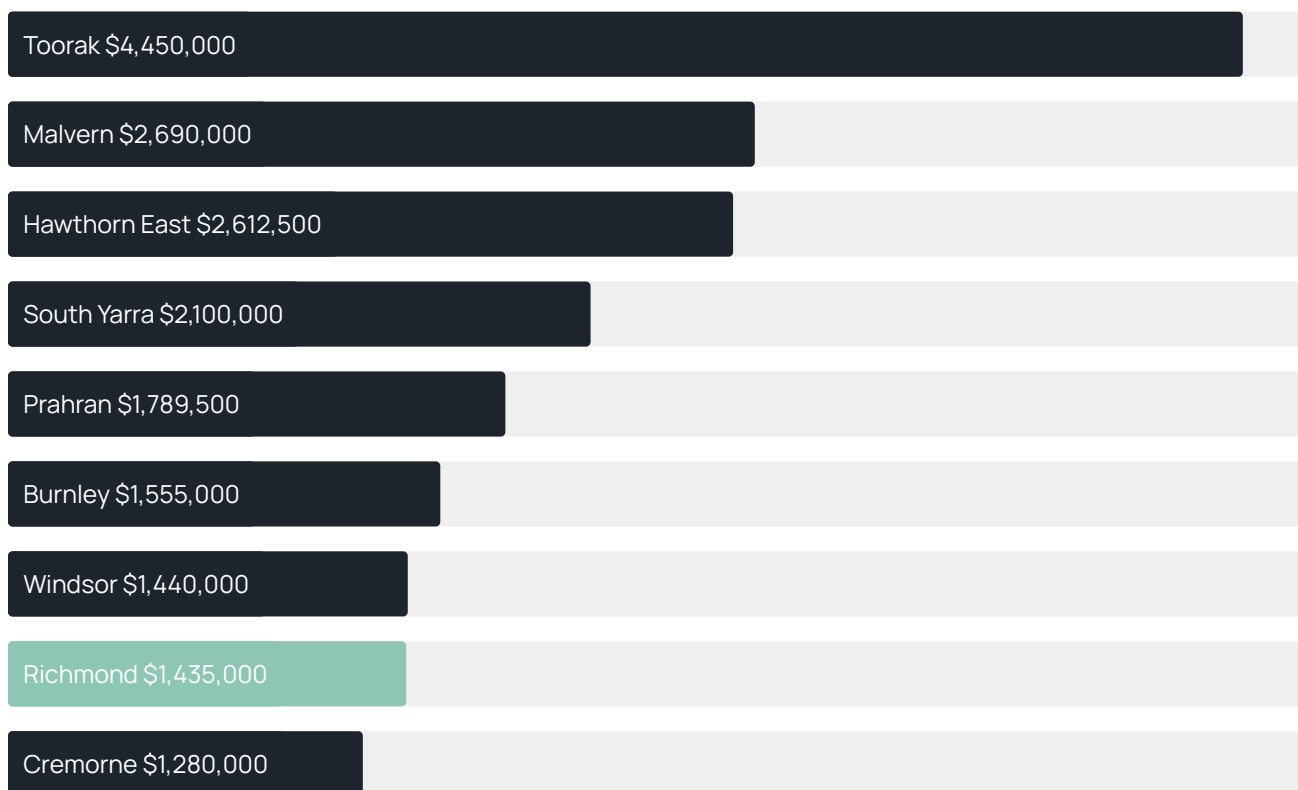
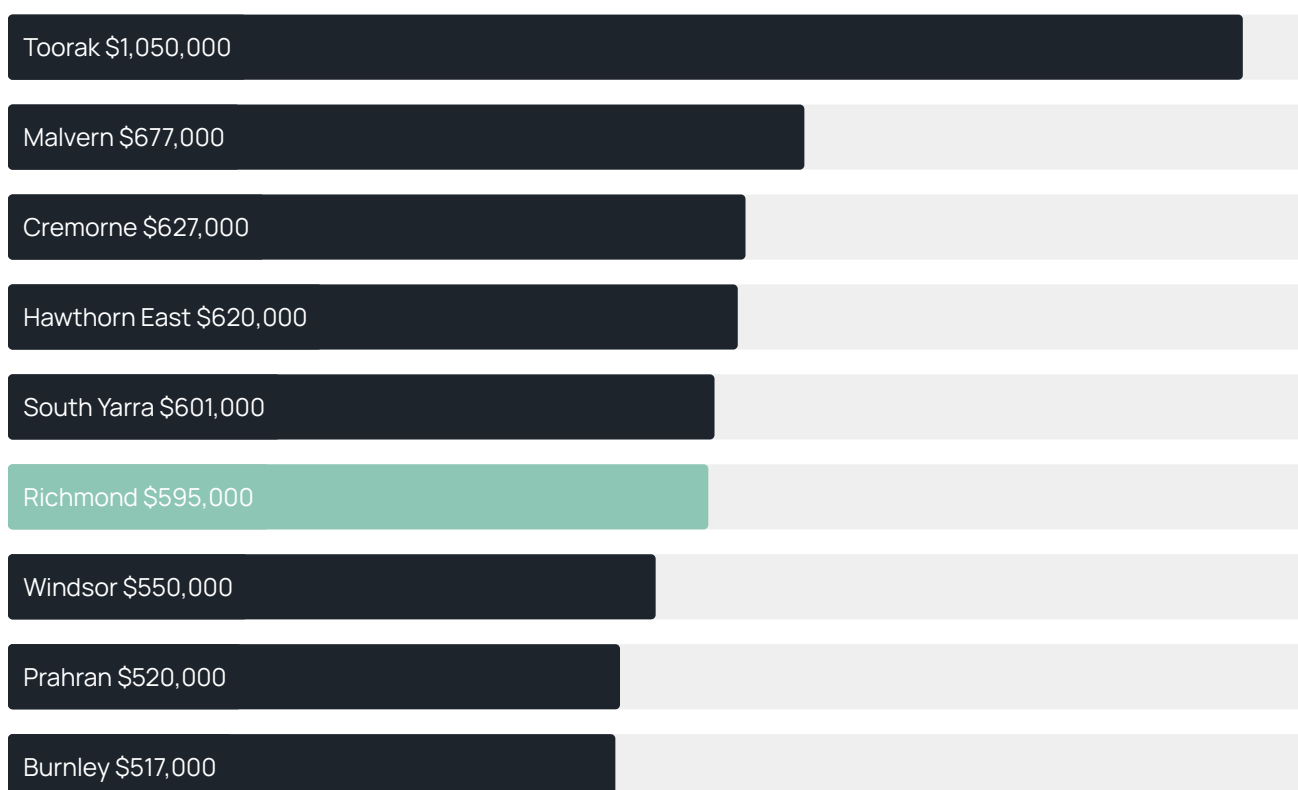
\$595k

Quarterly price change

-0.83% ↓

Quarterly price change¹



Median house price¹Median unit price¹

Sale method²

● Auction 39%
● Private 61%

Auction clearance rate³

88.06%Median days on market³

23 daysJellis Craig average inspection attendance per listing⁴

23 groupsAverage hold period¹

7.3 yearsDwelling type⁵

● Houses 16% ● Units 84%

Ownership⁵

● Owned outright 21% ● Mortgaged 27% ● Rented 53%

Population⁵

28,587Median asking rent¹

\$850 per weekPopulation growth⁵

3.18%Rental yield¹

2.91%Median age⁵











34 yearsMedian household size⁵

2 people











RICHMOND SUBURB REPORT

Recent Richmond sales











Discover a snapshot of the most recent results for this suburb, to view the full 12 months of sales history, please go to jellisraig.com.au/suburb-reports

Address	Bedrooms	Type	Price	Sold
 13 Boyd St Richmond	2	House	\$1,207,000	29 Jan 2026
 401/8 Garfield St Richmond	1	Apartment	\$420,000	28 Jan 2026
 305/8 New St Richmond	2	Apartment	\$520,000	27 Jan 2026
 7/360 Burnley St Richmond	1	Apartment	\$505,000	21 Jan 2026
 202/32 Bosisto St Richmond	2	Apartment	\$575,000	19 Jan 2026
 205/12 Coppin St Richmond	1	Apartment	\$365,000	17 Jan 2026
 201/14 David St Richmond	2	Apartment	\$495,000	16 Jan 2026
 1/2 Waterloo Pl Richmond	2	Apartment	\$735,000	15 Jan 2026
 12 Lennox St Richmond	3	House	\$1,100,000	09 Jan 2026
 2/42 Murphy St Richmond	1	Apartment	\$375,000	08 Jan 2026

RICHMOND SUBURB REPORT

Address	Bedrooms	Type	Price	Sold
 101/60 Glass St Richmond	3	Townhouse	\$1,350,000	06 Jan 2026
 217/253 Bridge Rd Richmond	1	Apartment	\$450,000	05 Jan 2026
 4/4 Tullo Pl Richmond	4	House	\$2,375,000	03 Jan 2026
 2/33 Goodwood St Richmond	1	Apartment	\$345,000	29 Dec 2025
 18/6 Christine Cr Richmond	2	Unit	\$855,000	23 Dec 2025
 2/77 Abinger St Richmond	1	Subdivided Unit/Villa/Townhouse	\$480,000	20 Dec 2025
 309/8 Garfield St Richmond	1	Apartment	\$365,000	20 Dec 2025
 205/2 Mcgoun St Richmond	1	Apartment	\$255,000	19 Dec 2025
 14/199a Lennox St Richmond	2	Apartment	\$750,000	19 Dec 2025
 7/182 Coppin St Richmond	1	Apartment	\$340,000	18 Dec 2025

RICHMOND SUBURB REPORT

Address	Bedrooms	Type	Price	Sold
 5/72 Baker St Richmond	1	Unit	\$275,000	18 Dec 2025
 7/2 Dickens St Richmond	1	Apartment	\$470,000	16 Dec 2025
 501/37-39 Bosisto St Richmond	1	Apartment	\$435,000	15 Dec 2025
 40a Rotherwood St Richmond	2	House	\$1,075,000	13 Dec 2025
 9 Gipps St Richmond	3	Townhouse	\$1,380,000	12 Dec 2025
 26 Bromham Pl Richmond	3	House	\$2,400,000	12 Dec 2025
 45 Westbank Tce Richmond	2	House	\$1,200,000	12 Dec 2025
 112/253 Bridge Rd Richmond	1	Apartment	\$480,000	12 Dec 2025
 506/2 Mcgoun St Richmond	1	Subdivided Unit/Villa/Townhouse	\$418,000	11 Dec 2025
 601/172 Lennox St Richmond	2	Apartment	\$845,000	10 Dec 2025



Jellis Craig Richmond
57-59 Bridge Road, Richmond
03 9428 3333

Jellis Craig acknowledges and pays our respects to the Bunurong People, the Wadawurrung People, the Dja Dja Wurrung People and the Wurundjeri People as the Traditional Owners and original custodians of the lands on which Jellis Craig operates.

Data is current as of PDF generation date 01/02/2026

- 1 Property Data Online, updated quarterly for the past 12 months
- 2 Property Data Online, updated daily for the past 12 months
- 3 Property Data Online, updated daily for the past quarter
- 4 Jellis Craig's average inspection attendance per listing (houses) over the last 12 months, updated daily
- 5 2021 Australian Census
- 6 Property Data Online, updated daily

This publication contains data, analytics, statistics and other information supplied by PROPERTYDATAONLINE PTY LTD (PropertyData). The data provided in this publication is of a general nature and should not be construed as specific advice or relied upon in lieu of appropriate professional advice.

PropertyData relies upon data supplied by third parties and while the data is checked and reviewed, PropertyData does not warrant the accuracy or completeness of the information to the full extent permitted by the law and excludes all loss or damage howsoever arising (including through negligence) in connection with the data supplied by PropertyData. The State of Victoria owns the copyright in the Property Sales Data and reproduction of that data in any way without the consent of the State of Victoria will constitute a breach of the Copyright Act 1968 (cth). The State of Victoria does not warrant the accuracy or completeness of the Property Sales Data and any person using or relying upon such information does so on the basis that the State of Victoria accepts no responsibility or liability whatsoever for any errors, faults, defects or omissions in the information supplied.