



Richmond

Suburb Report



Your connection to property insights



JellisCraig

RICHMOND SUBURB REPORT

Median house price¹

Median

\$1.43m

Quarterly price change

-1.21% ↓

Median unit price¹

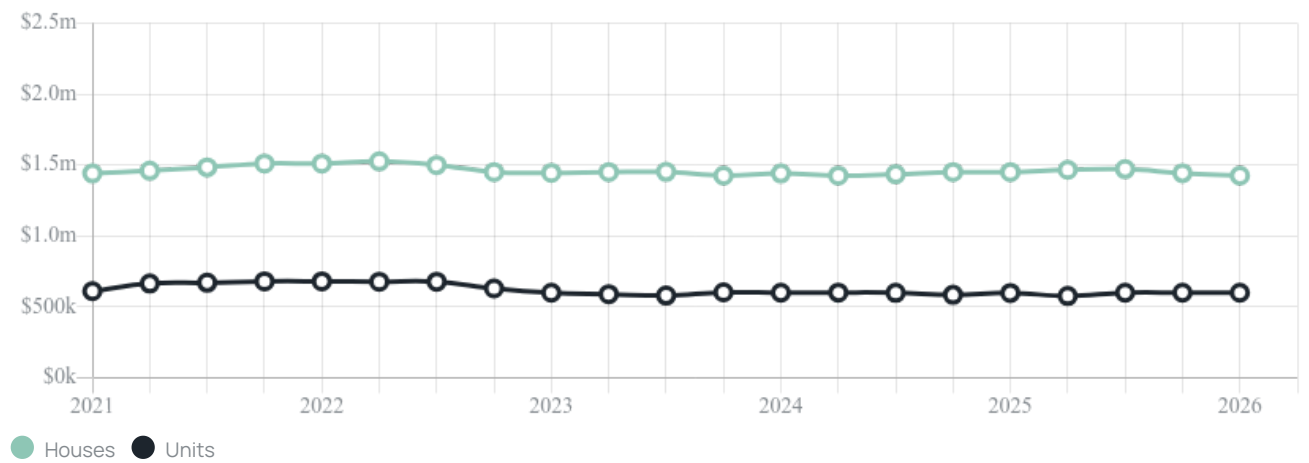
Median

\$600k

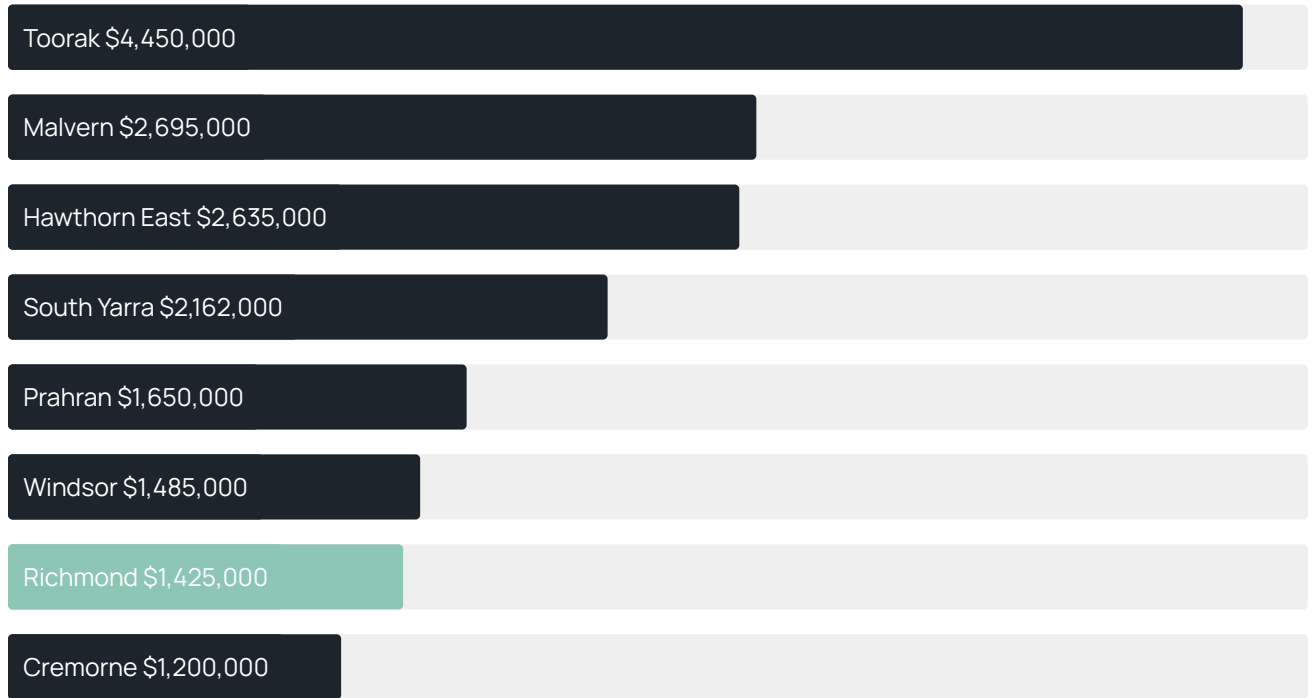
Quarterly price change

0.00% ↓

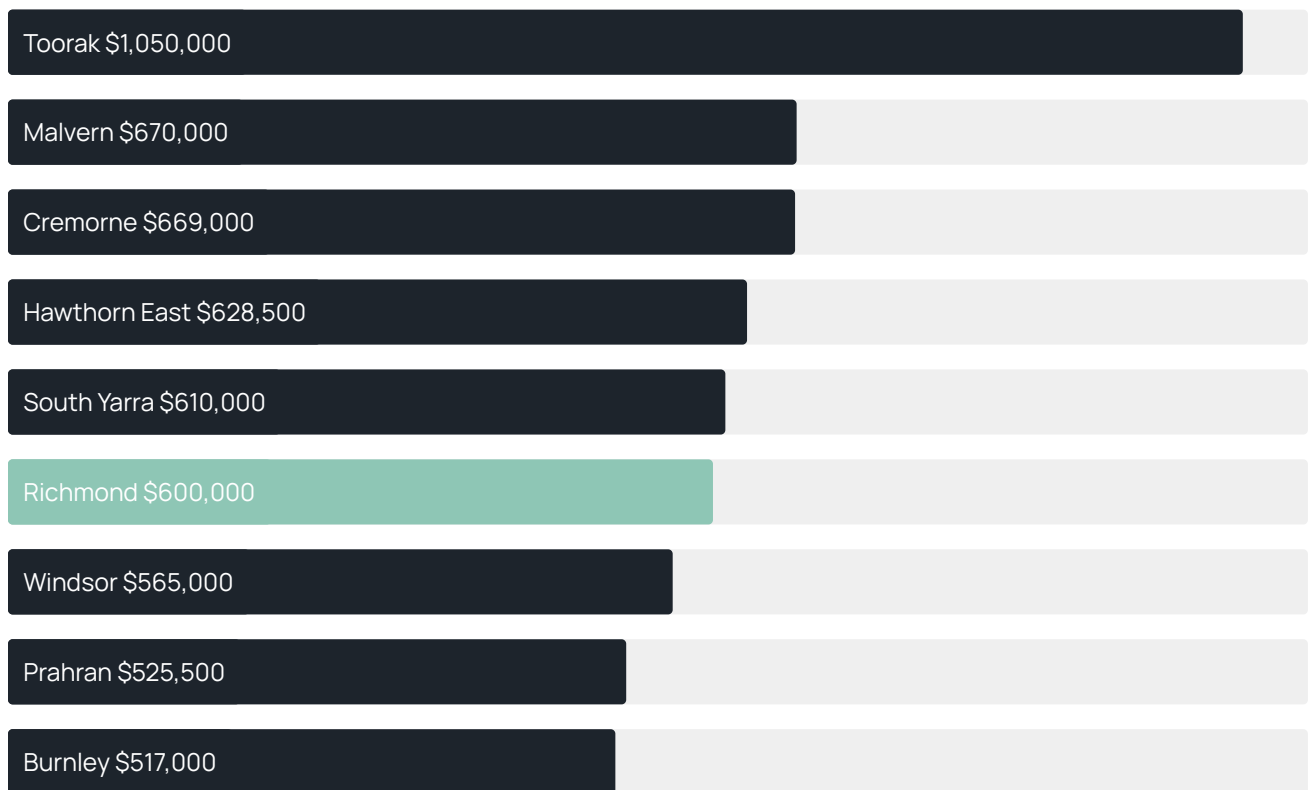
Quarterly price change¹



Median house price¹



Median unit price¹



Sale method²



● Auction 35%
● Private 65%

Auction clearance rate³

75%

Median days on market³

25 days

Jellis Craig average inspection attendance per listing⁴

25 groups

Average hold period¹

7.3 years

Dwelling type⁵



● Houses 16% ● Units 84%

Ownership⁵



● Owned outright 21% ● Mortgaged 27% ● Rented 53%

Population⁵

28,587

Median asking rent¹

\$875 per week

Population growth⁵

3.18%

Rental yield¹

2.91%

Median age⁵











34 years

Median household size⁵











2 people

Recent Richmond sales











Discover a snapshot of the most recent results for this suburb, to view the full 12 months of sales history, please go to jellisraig.com.au/suburb-reports

Address	Bedrooms	Type	Price	Sold
 2/10 Elaine Ct Richmond	2	Apartment	\$780,000	24 Jun 2026
 14/2 Belgravia St Richmond	3	Townhouse	\$1,120,000	19 Jun 2026
 406/1 Palmer St Richmond	2	Apartment	\$1,050,000	16 Jun 2026
 108/205 Burnley St Richmond	2	Apartment	\$625,000	15 Jun 2026
 208/10 Burnley St Richmond	1	Apartment	\$400,000	15 Jun 2026
 2 Hunter St Richmond	3	House	\$1,394,000	13 Jun 2026
 34 Highett St Richmond	2	House	\$1,210,000	13 Jun 2026
 10/164 Lennox St Richmond	1	Apartment	\$360,000	13 Jun 2026
 406/132 Burnley St Richmond	2	Apartment	\$475,000	12 Jun 2026
 406/136 Burnley St Richmond	2	Apartment	\$475,000	12 Jun 2026

RICHMOND SUBURB REPORT

Address	Bedrooms	Type	Price	Sold
 32/73 River St Richmond	2	Apartment	\$600,000	10 Jun 2026
 28 Bell St Richmond	3	House	\$1,345,000	09 Jun 2026
 212/8 Garfield St Richmond	1	Apartment	\$390,000	09 Jun 2026
 211/12 Coppin St Richmond	1	Apartment	\$593,000	03 Jun 2026
 502/33 Judd St Richmond	1	Apartment	\$530,000	02 Jun 2026
 208/36 Regent St Richmond	2	Apartment	\$462,000	01 Jun 2026
 29 York St Richmond	3	House	\$1,568,900	30 May 2026
 128 Stawell St Richmond	2	House	\$1,095,000	30 May 2026
 157 Brighton St Richmond	3	House	\$2,255,000	30 May 2026
 306/1 Dyer St Richmond	2	Apartment	\$880,000	29 May 2026

RICHMOND SUBURB REPORT

Address	Bedrooms	Type	Price	Sold
 2/74 Cutter St Richmond	2	Townhouse	\$950,000	28 May 2026
 706/8 Garfield St Richmond	2	Apartment	\$595,000	28 May 2026
 309/9 Griffiths St Richmond	2	Apartment	\$581,000	27 May 2026
 3/49 Rowena Pde Richmond	2	Apartment	\$590,000	27 May 2026
 410/12 Coppin St Richmond	1	Apartment	\$500,000	26 May 2026
 28 Corsair St Richmond	3	House	\$1,550,000	26 May 2026
 4/82 Madden Gr Richmond	2	Apartment	\$535,000	25 May 2026
 5 Johnson St Richmond	3	House	\$1,517,000	23 May 2026
 175 Mary St Richmond	2	House	\$897,000	23 May 2026
 502/6 Lord St Richmond	1	Apartment	\$517,500	23 May 2026



Jellis Craig Richmond
57-59 Bridge Road, Richmond
03 9428 3333

Jellis Craig acknowledges and pays our respects to the Bunurong People, the Wadawurrung People, the Dja Dja Wurrung People and the Wurundjeri People as the Traditional Owners and original custodians of the lands on which Jellis Craig operates.

Data is current as of PDF generation date 01/07/2026

- 1 Property Data Online, updated quarterly for the past 12 months
- 2 Property Data Online, updated daily for the past 12 months
- 3 Property Data Online, updated daily for the past quarter
- 4 Jellis Craig's average inspection attendance per listing (houses) over the last 12 months, updated daily
- 5 2021 Australian Census
- 6 Property Data Online, updated daily

This publication contains data, analytics, statistics and other information supplied by PROPERTYDATAONLINE PTY LTD (PropertyData). The data provided in this publication is of a general nature and should not be construed as specific advice or relied upon in lieu of appropriate professional advice.

PropertyData relies upon data supplied by third parties and while the data is checked and reviewed, PropertyData does not warrant the accuracy or completeness of the information to the full extent permitted by the law and excludes all loss or damage howsoever arising (including through negligence) in connection with the data supplied by PropertyData. The State of Victoria owns the copyright in the Property Sales Data and reproduction of that data in any way without the consent of the State of Victoria will constitute a breach of the Copyright Act 1968 (cth). The State of Victoria does not warrant the accuracy or completeness of the Property Sales Data and any person using or relying upon such information does so on the basis that the State of Victoria accepts no responsibility or liability whatsoever for any errors, faults, defects or omissions in the information supplied.