



Richmond

# Suburb Report



Your connection to property insights



**JellisCraig**

RICHMOND SUBURB REPORT

Median house price<sup>1</sup>

Median

\$1.43m

Quarterly price change

-1.21% ↓

Median unit price<sup>1</sup>

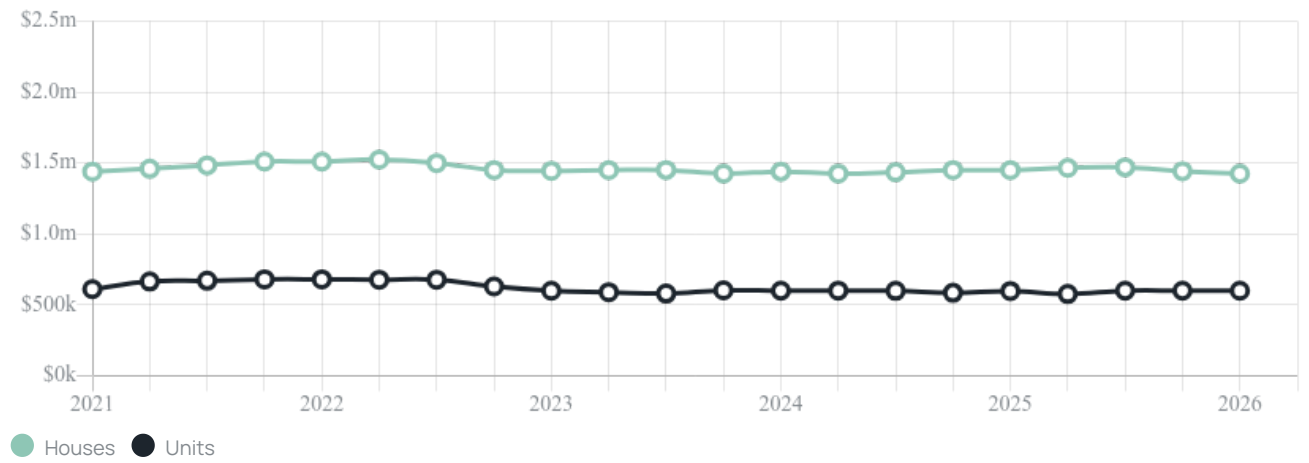
Median

\$600k

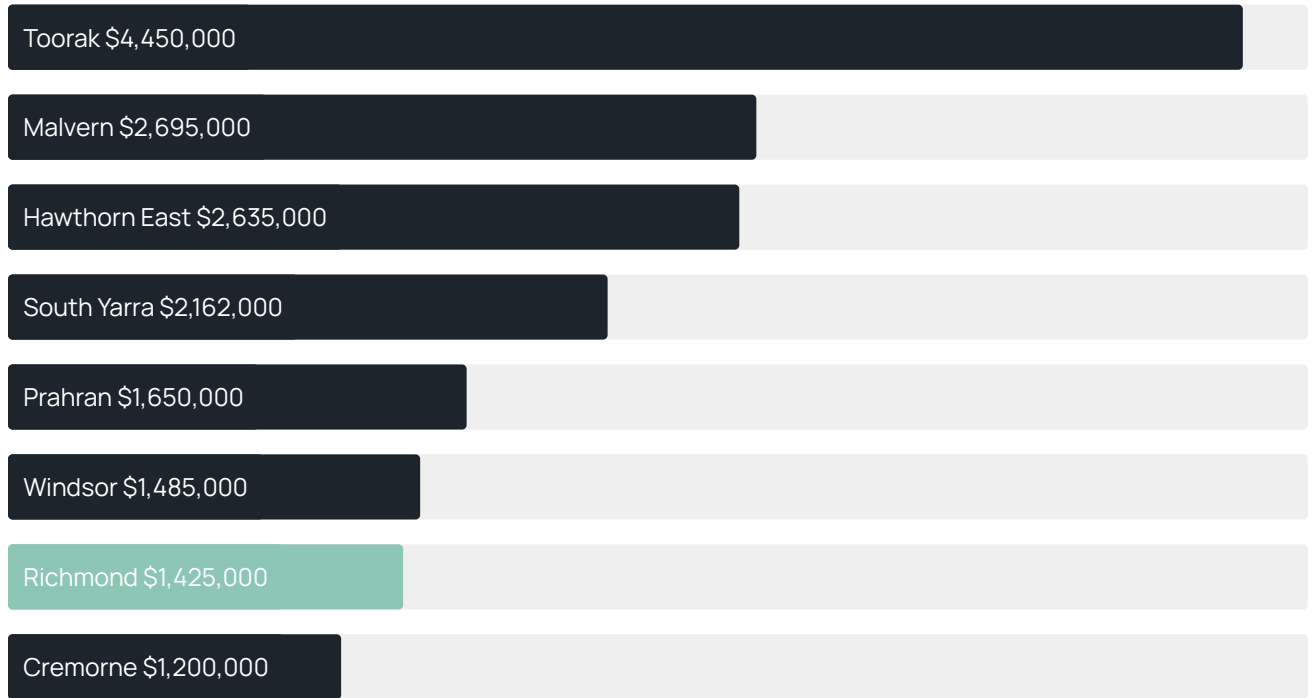
Quarterly price change

0.00% ↓

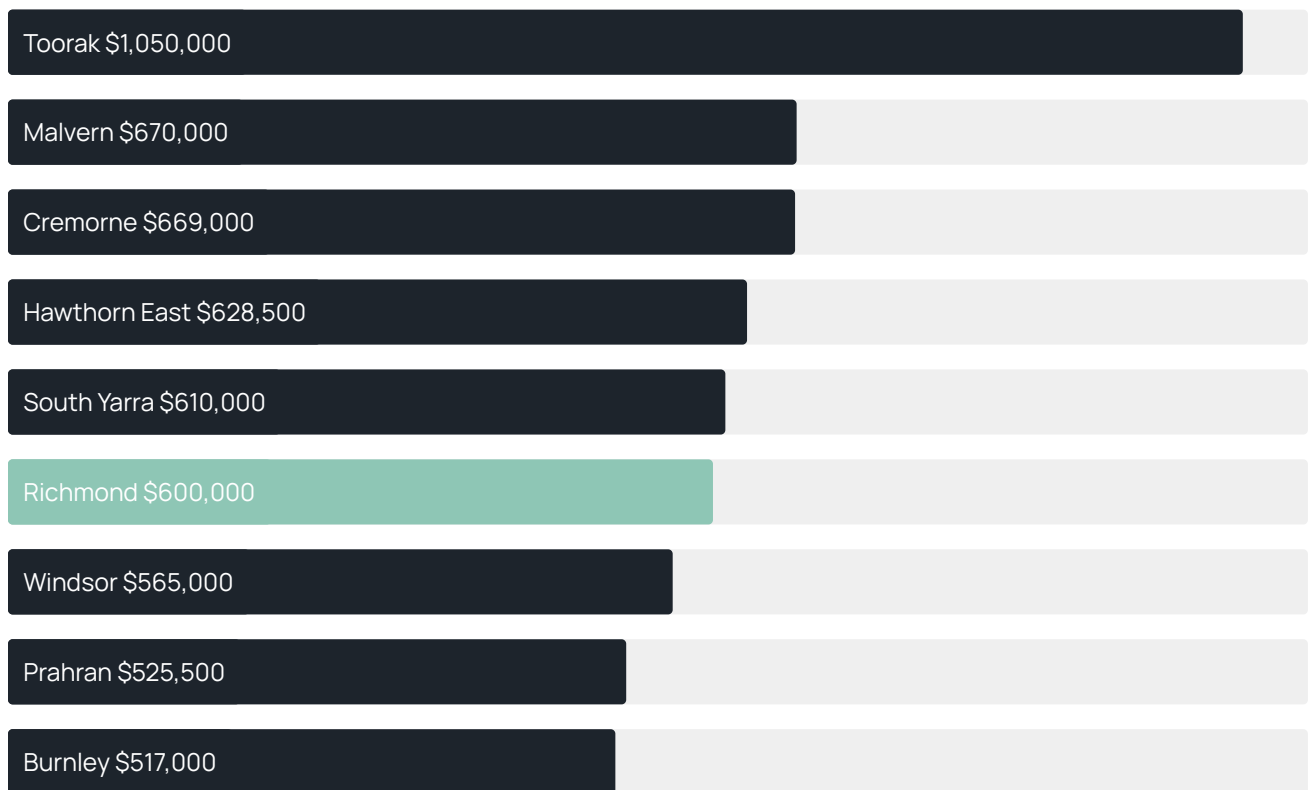
Quarterly price change<sup>1</sup>



### Median house price<sup>1</sup>



### Median unit price<sup>1</sup>



Sale method<sup>2</sup>



● Auction 42%  
● Private 58%

Auction clearance rate<sup>3</sup>

78.85%

Median days on market<sup>3</sup>

24 days

Jellis Craig average inspection attendance per listing<sup>4</sup>

24 groups

Average hold period<sup>1</sup>

7.3 years

Dwelling type<sup>5</sup>



● Houses 16% ● Units 84%

Ownership<sup>5</sup>



● Owned outright 21% ● Mortgaged 27% ● Rented 53%

Population<sup>5</sup>

28,587

Median asking rent<sup>1</sup>

\$875 per week

Population growth<sup>5</sup>

3.18%

Rental yield<sup>1</sup>

2.91%

Median age<sup>5</sup>

34 years











Median household size<sup>5</sup>

2 people











RICHMOND SUBURB REPORT

## Recent Richmond sales











Discover a snapshot of the most recent results for this suburb, to view the full 12 months of sales history, please go to [jellisraig.com.au/suburb-reports](http://jellisraig.com.au/suburb-reports)

Address	Bedrooms	Type	Price	Sold
 157 Brighton St Richmond	3	House	\$2,255,000	30 May 2026
 29 York St Richmond	3	House	\$1,568,900	30 May 2026
 2/74 Cutter St Richmond	2	Townhouse	\$950,000	28 May 2026
 3/49 Rowena Pde Richmond	2	Apartment	\$590,000	27 May 2026
 4/82 Madden Gr Richmond	2	Apartment	\$535,000	25 May 2026
 5 Johnson St Richmond	3	House	\$1,517,000	23 May 2026
 175 Mary St Richmond	2	House	\$897,000	23 May 2026
 1 Union St Richmond	2	House	\$1,625,000	23 May 2026
 32 Durham St Richmond	2	House	\$1,115,000	16 May 2026
 19/69 Palmer St Richmond	2	Apartment	\$665,000	15 May 2026

## RICHMOND SUBURB REPORT

Address	Bedrooms	Type	Price	Sold
 7/263 Lennox St Richmond	1	Apartment	\$384,500	14 May 2026
 4 Bennett St Richmond	2	House	\$1,170,000	14 May 2026
 159 Lennox St Richmond	2	House	\$1,225,000	12 May 2026
 16 Tanner St RICHMOND	3	House	\$2,010,000	11 May 2026
 2/27 Somerset St Richmond	1	Apartment	\$320,000	11 May 2026
 506/253 Bridge Rd Richmond	1	Apartment	\$400,000	11 May 2026
 17 Waverley St Richmond	2	Townhouse	\$1,165,000	09 May 2026
 180 Brighton St Richmond	2	House	\$921,000	09 May 2026
 2/65 York St Richmond	1	Apartment	\$430,000	09 May 2026
 24 Sherwood St Richmond	2	House	\$1,300,000	08 May 2026

## RICHMOND SUBURB REPORT

Address	Bedrooms	Type	Price	Sold
 410/1 Dyer St Richmond	2	Apartment	\$870,000	05 May 2026
 22 Mary St Richmond	3	House	\$1,250,000	05 May 2026
 603/33 Judd St Richmond	1	Apartment	\$397,000	05 May 2026
 1/28 Burnley St Richmond	1	Apartment	\$385,000	04 May 2026
 13 Moore St Richmond	2	House	\$1,040,000	02 May 2026
 72 Docker St Richmond	3	House	\$1,375,000	02 May 2026
 5/19 River St Richmond	2	Apartment	\$815,000	02 May 2026
 302/386 Burnley St Richmond	2	Apartment	\$545,000	29 Apr 2026
 119/45 York St Richmond	1	Apartment	\$402,500	29 Apr 2026
 610/20 Burnley St Richmond	2	Apartment	\$711,501	29 Apr 2026



**Jellis Craig Richmond**  
57-59 Bridge Road, Richmond  
03 9428 3333

Jellis Craig acknowledges and pays our respects to the Bunurong People, the Wadawurrung People, the Dja Dja Wurrung People and the Wurundjeri People as the Traditional Owners and original custodians of the lands on which Jellis Craig operates.

---

Data is current as of PDF generation date 01/06/2026

- 1 Property Data Online, updated quarterly for the past 12 months
- 2 Property Data Online, updated daily for the past 12 months
- 3 Property Data Online, updated daily for the past quarter
- 4 Jellis Craig's average inspection attendance per listing (houses) over the last 12 months, updated daily
- 5 2021 Australian Census
- 6 Property Data Online, updated daily

This publication contains data, analytics, statistics and other information supplied by PROPERTYDATAONLINE PTY LTD (PropertyData). The data provided in this publication is of a general nature and should not be construed as specific advice or relied upon in lieu of appropriate professional advice.

PropertyData relies upon data supplied by third parties and while the data is checked and reviewed, PropertyData does not warrant the accuracy or completeness of the information to the full extent permitted by the law and excludes all loss or damage howsoever arising (including through negligence) in connection with the data supplied by PropertyData. The State of Victoria owns the copyright in the Property Sales Data and reproduction of that data in any way without the consent of the State of Victoria will constitute a breach of the Copyright Act 1968 (cth). The State of Victoria does not warrant the accuracy or completeness of the Property Sales Data and any person using or relying upon such information does so on the basis that the State of Victoria accepts no responsibility or liability whatsoever for any errors, faults, defects or omissions in the information supplied.