



Riddells Creek

Suburb Report



Your connection to property insights



JellisCraig

RIDDELLS CREEK SUBURB REPORT

Median house price¹

Median

\$1.06m

Quarterly price change

10.57% ↑

Median unit price¹

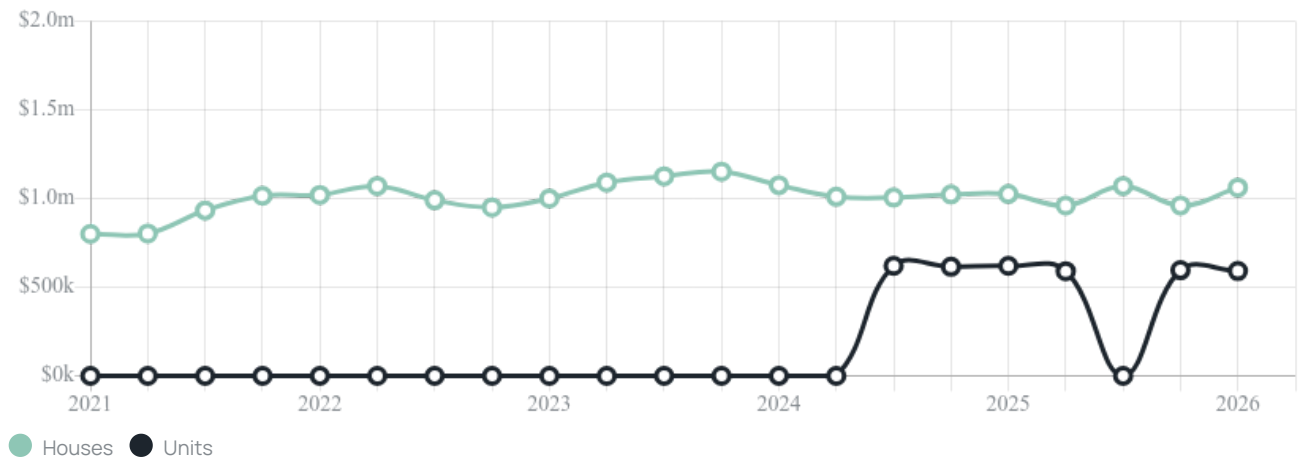
Median

\$591k

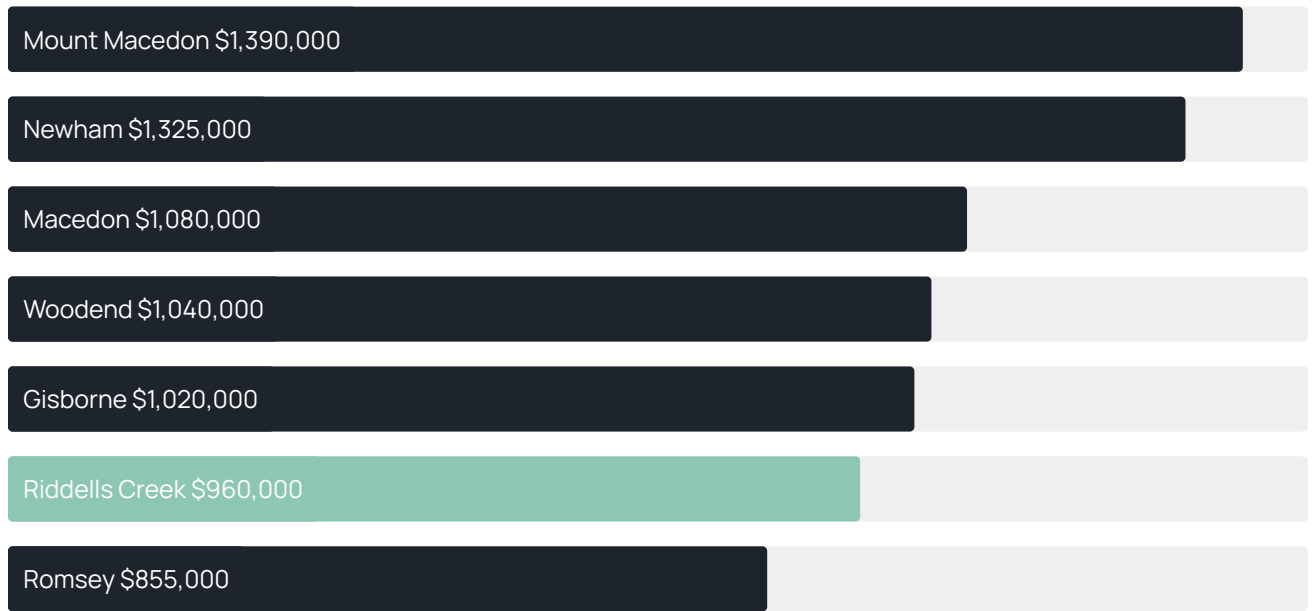
Quarterly price change

-0.75% ↓

Quarterly price change¹



Median house price¹



Median unit price¹



Sale method²



● Private 100%

Median days on market³

56 days

Average hold period¹

9.7 years

Dwelling type⁵



● Houses 94% ● Units 6%

Ownership⁵



● Owned outright 40% ● Mortgaged 51% ● Rented 8%

Population⁵

4,390

Median asking rent¹

\$583 per week

Population growth⁵

11.22%

Rental yield¹

2.82%

Median age⁵

42 years











Median household size⁵

2.8 people











RIDDELLS CREEK SUBURB REPORT

Recent Riddells Creek sales











Discover a snapshot of the most recent results for this suburb, to view the full 12 months of sales history, please go to jellisCraig.com.au/suburb-reports

Address	Bedrooms	Type	Price	Sold
 3 Parkview Tce Riddells Creek	4	House	\$1,063,000	26 Mar 2026
 1 Parkview Tce Riddells Creek	4	House	\$1,280,000	19 Mar 2026
 18 March Ct Riddells Creek	3	House	\$770,000	16 Mar 2026
 5 Southbourne Rd Riddells Creek	4	House	\$1,160,000	13 Mar 2026
 37 Whittakers La Riddells Creek	4	House	\$1,200,000	06 Mar 2026
 26 Hamilton St Riddells Creek	2	House	\$630,000	25 Feb 2026
 90 Main Rd Riddells Creek	4	House	\$780,000	21 Feb 2026
 3/15 Gap Rd Riddells Creek	3	House	\$725,000	20 Feb 2026
 106 Main Rd Riddells Creek	3	House	\$815,000	13 Feb 2026
 7 Racecourse Rd Riddells Creek	3	House	\$670,000	11 Feb 2026

RIDDELLS CREEK SUBURB REPORT

Address	Bedrooms	Type	Price	Sold
 18 Egan Ct Riddells Creek	3	House	\$816,000	02 Feb 2026
 11 Somerville La Riddells Creek	3	House	\$650,000	02 Feb 2026
 2/34 Mahoneys Rd RIDDELLS CREEK	3	Unit	\$590,000	23 Jan 2026
 9/26 Mahoneys Rd Riddells Creek	3	Unit	\$570,000	05 Jan 2026
 4 Edwards St Riddells Creek	4	House	\$1,210,000	24 Dec 2025
 29 Bolithos Rd Riddells Creek	3	House	\$450,000	24 Dec 2025
 38 Bluegum Cirt Riddells Creek	3	House	\$765,000	22 Dec 2025
 1/42 Mahoneys Rd RIDDELLS CREEK	3	House	\$580,000	18 Dec 2025
 9/142 Main Rd Riddells Creek	3	Flat/Unit/Apartment	\$660,000	17 Dec 2025
 15 Yellowgum Av Riddells Creek	4	House	\$810,000	16 Dec 2025

RIDDELLS CREEK SUBURB REPORT

Address	Bedrooms	Type	Price	Sold
 3/7 Gap Rd Riddells Creek	3	Flat/Unit/Apartment	\$600,000	13 Dec 2025
 7 Richardson St Riddells Creek	3	House	\$745,000	08 Dec 2025
 14 Melvins Rd Riddells Creek	3	House	\$715,000	05 Dec 2025
 2/142 Main Rd Riddells Creek	3	Flat/Unit/Apartment	\$670,000	05 Dec 2025
 141 Main Rd Riddells Creek	5	House	\$830,000	04 Dec 2025
 13 Candlebark Ct Riddells Creek	4	House	\$1,060,000	02 Dec 2025
 211 Gyro Cl Riddells Creek	4	House	\$1,730,000	22 Nov 2025
 5/26 Mahoneys Rd Riddells Creek	3	Unit	\$580,000	21 Nov 2025
 101 Bolithos Rd Riddells Creek	6	House	\$1,685,000	15 Nov 2025
 27 Bolithos Rd Riddells Creek	3	House	\$850,000	11 Nov 2025



Jellis Craig Woodend
91 High Street, Woodend
03 5427 2800

Jellis Craig acknowledges and pays our respects to the Bunurong People, the Wadawurrung People, the Dja Dja Wurrung People and the Wurundjeri People as the Traditional Owners and original custodians of the lands on which Jellis Craig operates.

Data is current as of PDF generation date 01/06/2026

- 1 Property Data Online, updated quarterly for the past 12 months
- 2 Property Data Online, updated daily for the past 12 months
- 3 Property Data Online, updated daily for the past quarter
- 4 Jellis Craig's average inspection attendance per listing (houses) over the last 12 months, updated daily
- 5 2021 Australian Census
- 6 Property Data Online, updated daily

This publication contains data, analytics, statistics and other information supplied by PROPERTYDATAONLINE PTY LTD (PropertyData). The data provided in this publication is of a general nature and should not be construed as specific advice or relied upon in lieu of appropriate professional advice.

PropertyData relies upon data supplied by third parties and while the data is checked and reviewed, PropertyData does not warrant the accuracy or completeness of the information to the full extent permitted by the law and excludes all loss or damage howsoever arising (including through negligence) in connection with the data supplied by PropertyData. The State of Victoria owns the copyright in the Property Sales Data and reproduction of that data in any way without the consent of the State of Victoria will constitute a breach of the Copyright Act 1968 (cth). The State of Victoria does not warrant the accuracy or completeness of the Property Sales Data and any person using or relying upon such information does so on the basis that the State of Victoria accepts no responsibility or liability whatsoever for any errors, faults, defects or omissions in the information supplied.