



Ringwood North

Suburb Report



Your connection to property insights



JellisCraig

RINGWOOD NORTH SUBURB REPORT

Median house price¹

Median

\$1.23m

Quarterly price change

1.80% ↑

Median unit price¹

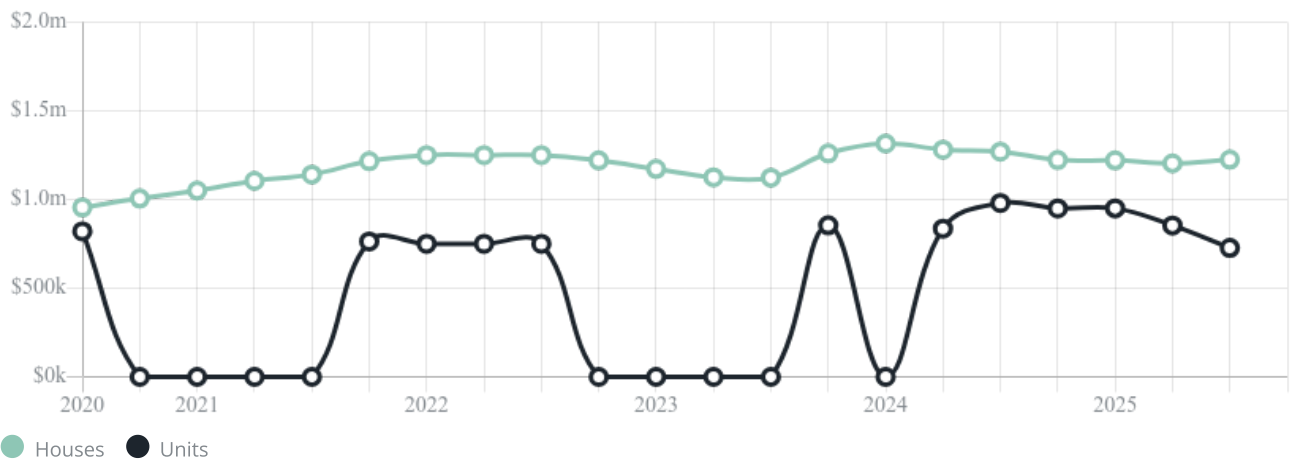
Median

\$727k

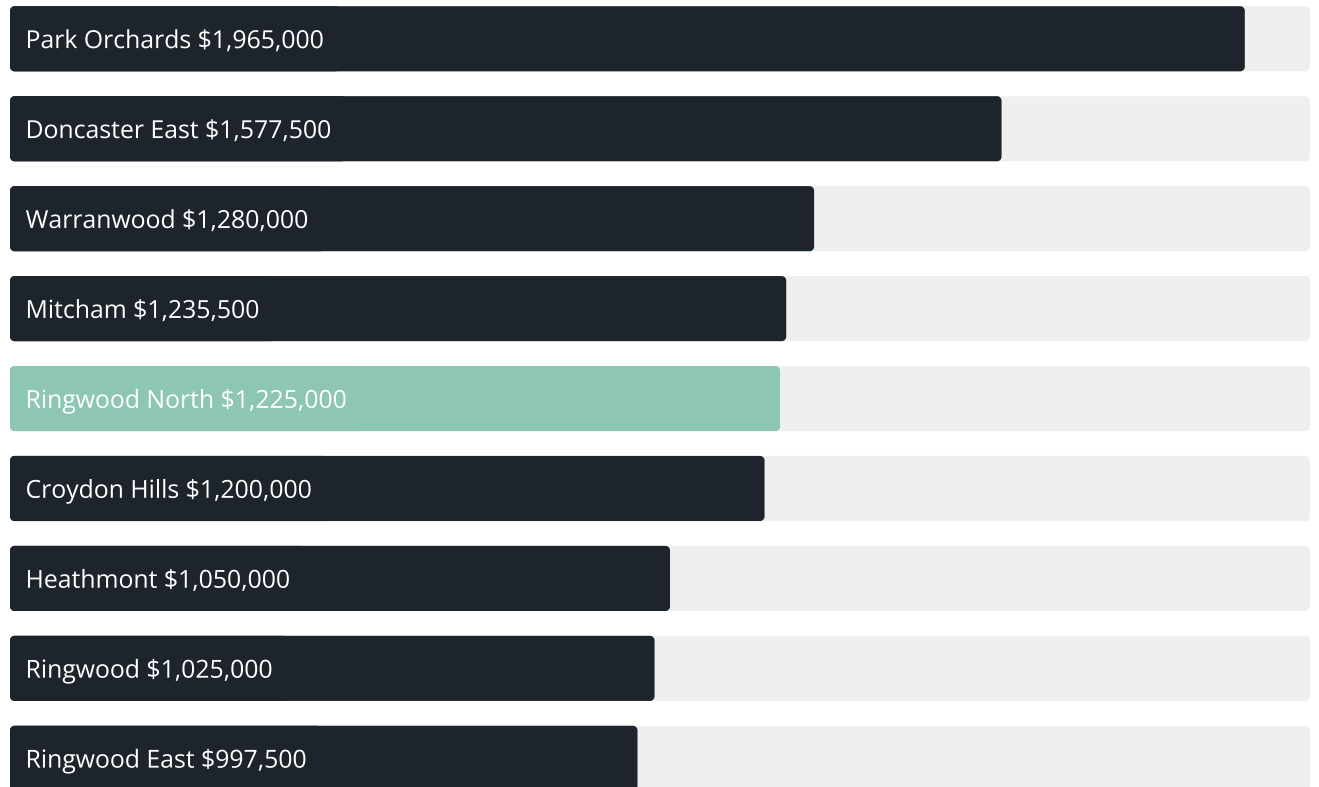
Quarterly price change

-14.81% ↓

Quarterly price change¹



RINGWOOD NORTH SUBURB REPORT

Median house price¹Median unit price¹

Sale method²Auction clearance rate³

76.92%

Median days on market³

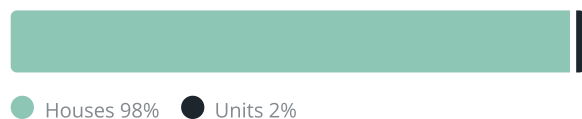
24 days

Jellis Craig average inspection attendance per listing⁴

24 groups

Average hold period¹

7.6 years

Dwelling type⁵Ownership⁵Population⁵

9,964

Median asking rent¹

\$650 per week

Population growth⁵

1.34%

Rental yield¹

2.55%

Median age⁵

43 years











Median household size⁵

2.8 people











RINGWOOD NORTH SUBURB REPORT

Recent Ringwood North sales











Discover a snapshot of the most recent results for this suburb, to view the full 12 months of sales history, please go to jellisraig.com.au/suburb-reports

Address	Bedrooms	Type	Price	Sold
 4 Athelstane Dr Ringwood North	4	House	\$1,145,550	24 Dec 2025
 16 Melview Dr Ringwood North	3	House	\$1,090,000	22 Dec 2025
 4 Pauls Ct Ringwood North	4	House	\$1,650,000	18 Dec 2025
 247 Oban Rd Ringwood North	5	House	\$1,711,111	16 Dec 2025
 4/35 Wonga Rd Ringwood North	3	Townhouse	\$935,000	16 Dec 2025
 19 McMahon Ct Ringwood North	4	House	\$1,575,000	06 Dec 2025
 28 Avalon Gr Ringwood North	3	House	\$835,000	06 Dec 2025
 2a Adolphson Av Ringwood North	2	House	\$765,000	04 Dec 2025
 11 Avalon Gr Ringwood North	5	House	\$980,011	04 Dec 2025
 46 Bramley Dr Ringwood North	5	House	\$2,060,000	03 Dec 2025

RINGWOOD NORTH SUBURB REPORT

Address	Bedrooms	Type	Price	Sold
 37 Pine Cr Ringwood North	4	House	\$1,060,000	02 Dec 2025
 30 Evelyn Rd Ringwood North	4	House	\$1,122,000	02 Dec 2025
 7 McMahon Ct Ringwood North	4	House	\$1,590,000	01 Dec 2025
 3 Cypress Pl Ringwood North	5	House	\$2,000,000	01 Dec 2025
 4a Pauls Ct Ringwood North	4	House	\$1,650,000	29 Nov 2025
 70 Melview Dr Ringwood North	4	House	\$1,410,000	29 Nov 2025
 8 Burlock Av Ringwood North	5	House	\$2,400,000	26 Nov 2025
 13 Goldsmith Av Ringwood North	3	House	\$1,150,000	24 Nov 2025
 11 Goldsmith Av RINGWOOD NORTH	4	House	\$1,320,000	15 Nov 2025
 3/26 Evelyn Rd Ringwood North	3	Unit	\$785,000	13 Nov 2025

RINGWOOD NORTH SUBURB REPORT

Address	Bedrooms	Type	Price	Sold
 29 Crawley Gr Ringwood North	4	House	\$1,600,000	12 Nov 2025
 12-14 Summit Cr Ringwood North	3	House	\$1,370,000	07 Nov 2025
 6 Old Warrandyte Rd Ringwood North	4	House	\$1,520,000	07 Nov 2025
 4 Glanfield Ct Ringwood North	4	House	\$1,560,000	06 Nov 2025
 16 Timbertop Rd Ringwood North	4	House	\$1,045,000	01 Nov 2025
 5 Giana Ct Ringwood North	4	House	\$1,080,000	31 Oct 2025
 8 Smedley Rd Ringwood North	4	House	\$1,945,000	30 Oct 2025
 6 Lansell Cl Ringwood North	4	House	\$1,400,000	29 Oct 2025
 109 Oban Rd Ringwood North	3	House	\$950,000	29 Oct 2025
 7 Florence Av Ringwood North	3	House	\$1,174,000	27 Oct 2025



Jellis Craig Ringwood
90 Maroondah Hwy, Ringwood
03 9870 6211

Jellis Craig acknowledges and pays our respects to the Bunurong People, the Wadawurrung People, the Dja Dja Wurrung People and the Wurundjeri People as the Traditional Owners and original custodians of the lands on which Jellis Craig operates.



Data is current as of PDF generation date 08/01/2026

- 1 Property Data Online, updated quarterly for the past 12 months
- 2 Property Data Online, updated daily for the past 12 months
- 3 Property Data Online, updated daily for the past quarter
- 4 Jellis Craig's average inspection attendance per listing (houses) over the last 12 months, updated daily
- 5 2021 Australian Census
- 6 Property Data Online, updated daily

This publication contains data, analytics, statistics and other information supplied by PROPERTYDATAONLINE PTY LTD (PropertyData). The data provided in this publication is of a general nature and should not be construed as specific advice or relied upon in lieu of appropriate professional advice.

PropertyData relies upon data supplied by third parties and while the data is checked and reviewed, PropertyData does not warrant the accuracy or completeness of the information to the full extent permitted by the law and excludes all loss or damage howsoever arising (including through negligence) in connection with the data supplied by PropertyData. The State of Victoria owns the copyright in the Property Sales Data and reproduction of that data in any way without the consent of the State of Victoria will constitute a breach of the Copyright Act 1968 (cth). The State of Victoria does not warrant the accuracy or completeness of the Property Sales Data and any person using or relying upon such information does so on the basis that the State of Victoria accepts no responsibility or liability whatsoever for any errors, faults, defects or omissions in the information supplied.