



Ringwood North

Suburb Report



Your connection to property insights



JellisCraig

RINGWOOD NORTH SUBURB REPORT

Median house price¹

Median

\$1.26m

Quarterly price change

-0.19% ↓

Median unit price¹

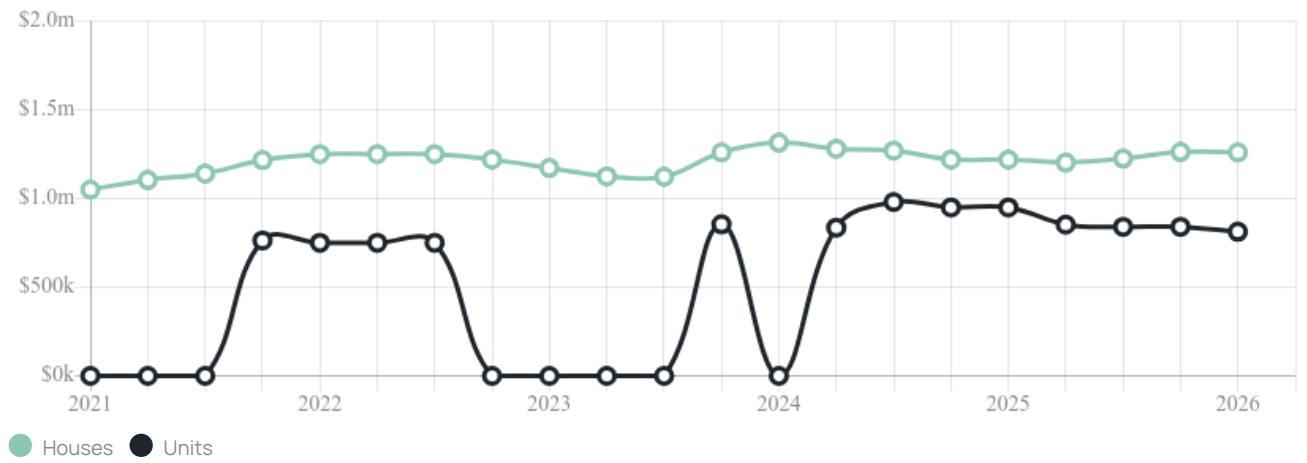
Median

\$813k

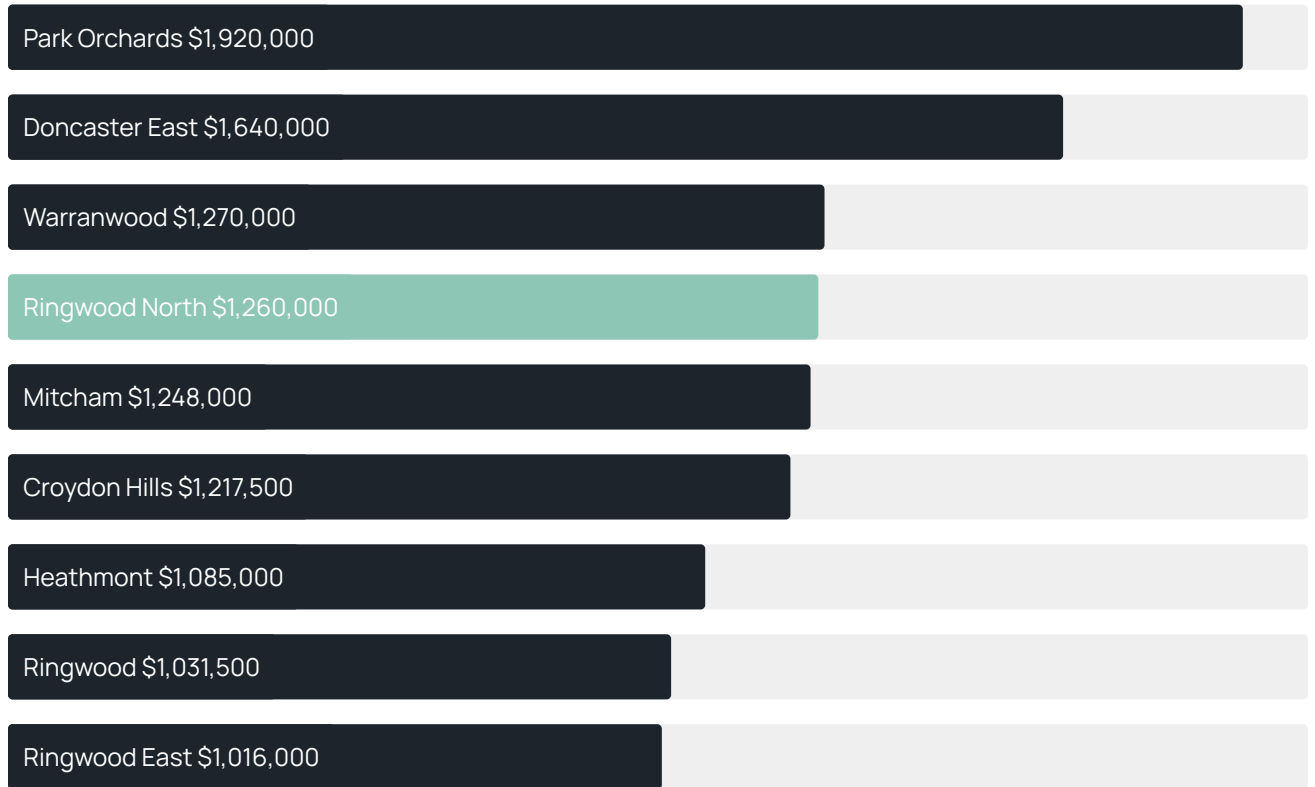
Quarterly price change

-3.27% ↓

Quarterly price change¹



Median house price¹



Median unit price¹



Sale method²



Auction clearance rate³

87.5%

Median days on market³

27 days

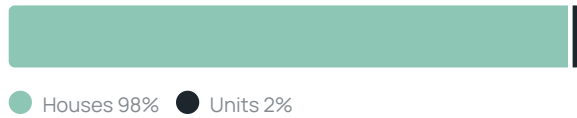
Jellis Craig average inspection attendance per listing⁴

27 groups

Average hold period¹

7.6 years

Dwelling type⁵



Ownership⁵



Population⁵

9,964

Median asking rent¹

\$683 per week

Population growth⁵

1.34%

Rental yield¹

2.55%

Median age⁵

43 years











Median household size⁵

2.8 people











RINGWOOD NORTH SUBURB REPORT

Recent Ringwood North sales











Discover a snapshot of the most recent results for this suburb, to view the full 12 months of sales history, please go to jellisraig.com.au/suburb-reports

Address	Bedrooms	Type	Price	Sold
 5/18-20 Avalon Gr Ringwood North	2	Unit	\$703,000	30 Apr 2026
 79 Tortice Dr Ringwood North	4	House	\$1,285,000	22 Apr 2026
 86a Loughnan Rd RINGWOOD NORTH	3	House	\$1,010,000	01 Apr 2026
 36 Kubis Dr Ringwood North	4	House	\$1,228,000	01 Apr 2026
 11 Evelyn Rd Ringwood North	6	House	\$1,920,000	30 Mar 2026
 20 Rudolf Ct Ringwood North	3	House	\$1,192,500	24 Mar 2026
 43 Park Hill Dr Ringwood North	4	House	\$1,180,000	21 Mar 2026
 19 Evelyn Rd Ringwood North	4	House	\$2,100,000	15 Mar 2026
 21 Werac Dr Ringwood North	5	House	\$1,449,000	14 Mar 2026
 55 Evelyn Rd Ringwood North	3	House	\$1,065,000	14 Mar 2026

RINGWOOD NORTH SUBURB REPORT

Address	Bedrooms	Type	Price	Sold
 121 Warrandyte Rd Ringwood North	2	House	\$775,000	08 Mar 2026
 28 Terrigal Cl Ringwood North	4	House	\$1,264,500	03 Mar 2026
 3 Gwenmay Ct RINGWOOD NORTH	4	House	\$1,275,000	02 Mar 2026
 24 Gabriella Ct Ringwood North	3	House	\$1,011,000	28 Feb 2026
 2 Cypress Pl Ringwood North	4	House	\$1,818,000	27 Feb 2026
 387-391 Old Warrandyte Rd Ringwood North	4	House	\$1,540,000	25 Feb 2026
 1a Lockhart Rd Ringwood North	4	House	\$1,225,000	24 Feb 2026
 10 Parkview Ct Ringwood North	4	House	\$1,350,000	20 Feb 2026
 147 Oban Rd Ringwood North	4	House	\$1,155,000	20 Feb 2026
 6 Cantala Cr Ringwood North	4	House	\$1,550,000	20 Feb 2026

RINGWOOD NORTH SUBURB REPORT

Address	Bedrooms	Type	Price	Sold
 18b Through Rd RINGWOOD NORTH	3	House	\$925,000	20 Feb 2026
 6 Cydonia Ct Ringwood North	4	House	\$1,775,000	19 Feb 2026
 2 Werac Dr Ringwood North	4	House	\$1,158,000	18 Feb 2026
 3/10 Linden Rd Ringwood North	3	Unit	\$1,035,000	14 Feb 2026
 9 Pamela Pl Ringwood North	4	House	\$1,395,000	13 Feb 2026
 10 Wellesley Rd Ringwood North	4	House	\$1,400,000	12 Feb 2026
 3 Heape Way Ringwood North	3	House	\$1,100,000	10 Feb 2026
 4 Gillard Pl Ringwood North	4	House	\$1,240,000	10 Feb 2026
 43 Middlebrook Dr Ringwood North	4	House	\$1,780,000	09 Feb 2026
 4 Benjamin Ct Ringwood North	4	House	\$1,585,000	03 Feb 2026



Jellis Craig Ringwood
90 Maroondah Hwy, Ringwood
03 9870 6211

Jellis Craig acknowledges and pays our respects to the Bunurong People, the Wadawurrung People, the Dja Dja Wurrung People and the Wurundjeri People as the Traditional Owners and original custodians of the lands on which Jellis Craig operates.

Data is current as of PDF generation date 01/05/2026

- 1 Property Data Online, updated quarterly for the past 12 months
- 2 Property Data Online, updated daily for the past 12 months
- 3 Property Data Online, updated daily for the past quarter
- 4 Jellis Craig's average inspection attendance per listing (houses) over the last 12 months, updated daily
- 5 2021 Australian Census
- 6 Property Data Online, updated daily

This publication contains data, analytics, statistics and other information supplied by PROPERTYDATAONLINE PTY LTD (PropertyData). The data provided in this publication is of a general nature and should not be construed as specific advice or relied upon in lieu of appropriate professional advice.

PropertyData relies upon data supplied by third parties and while the data is checked and reviewed, PropertyData does not warrant the accuracy or completeness of the information to the full extent permitted by the law and excludes all loss or damage howsoever arising (including through negligence) in connection with the data supplied by PropertyData. The State of Victoria owns the copyright in the Property Sales Data and reproduction of that data in any way without the consent of the State of Victoria will constitute a breach of the Copyright Act 1968 (cth). The State of Victoria does not warrant the accuracy or completeness of the Property Sales Data and any person using or relying upon such information does so on the basis that the State of Victoria accepts no responsibility or liability whatsoever for any errors, faults, defects or omissions in the information supplied.