



Rippleside

# Suburb Report



Your connection to property insights



**JellisCraig**

RIPPLESIDE SUBURB REPORT

Median house price<sup>1</sup>

Median

\$1.23m

Quarterly price change

0.00% ↓

Median unit price<sup>1</sup>

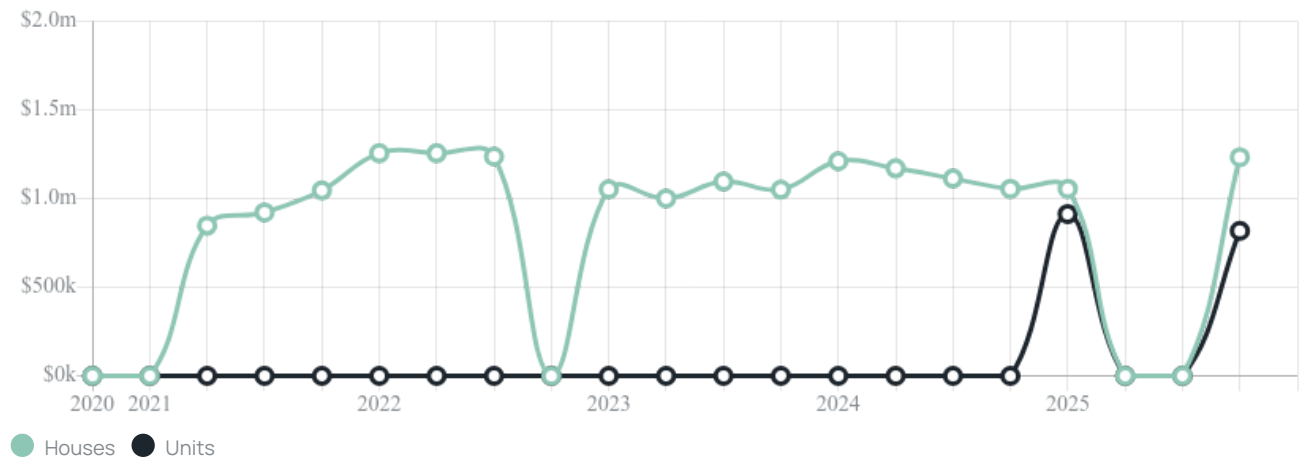
Median

\$818k

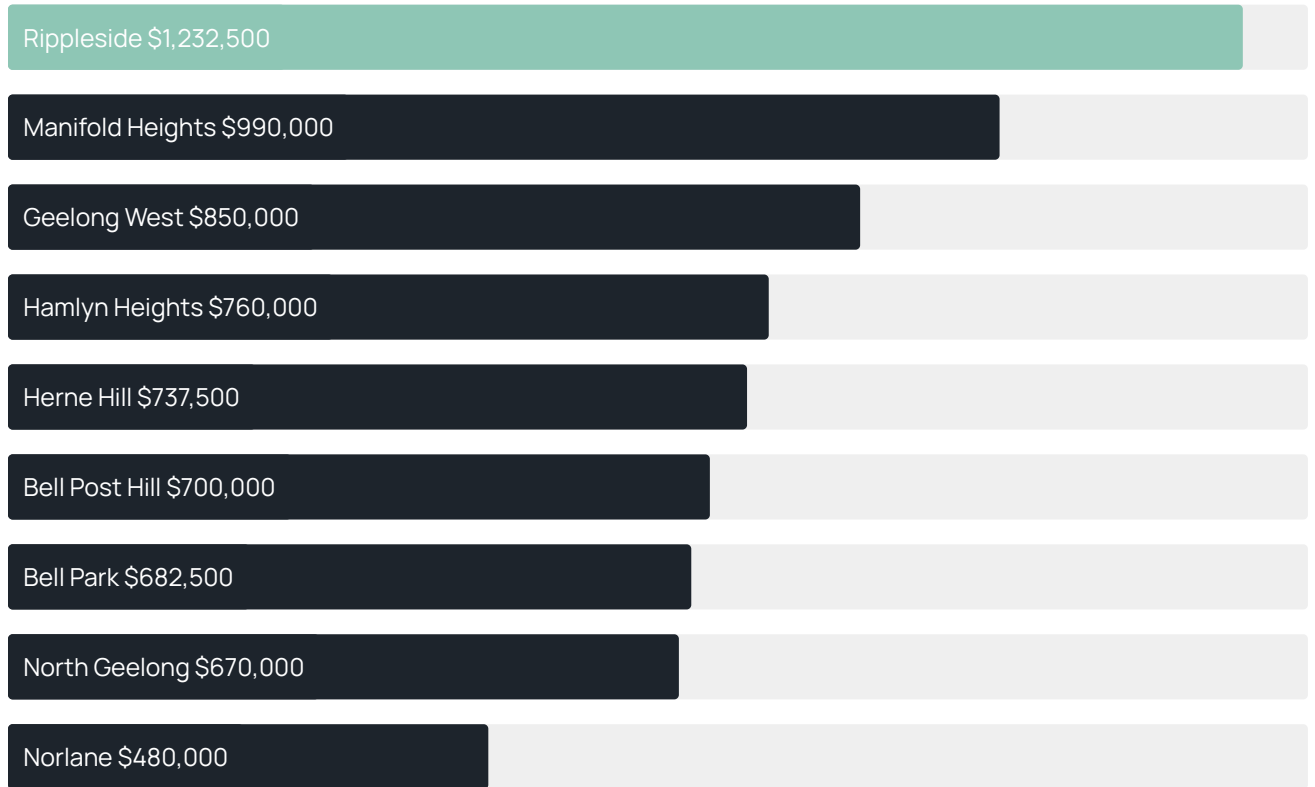
Quarterly price change

0.00% ↓

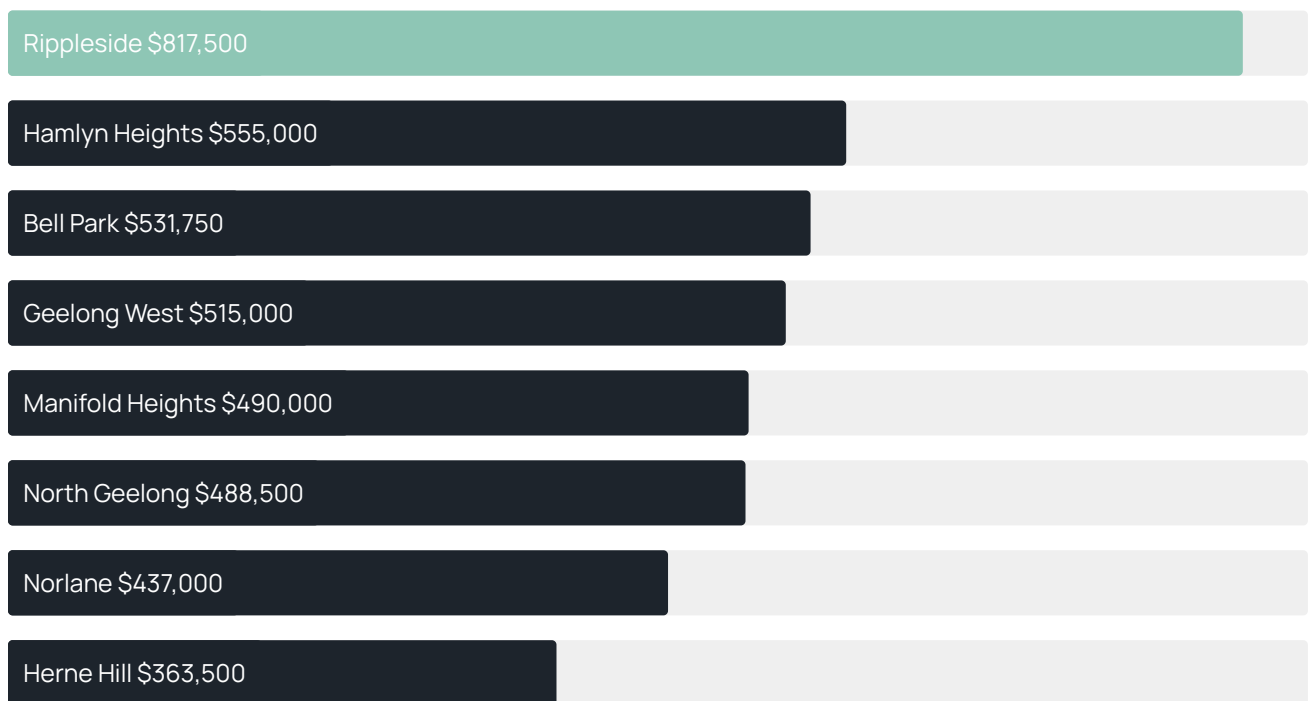
Quarterly price change<sup>1</sup>



### Median house price<sup>1</sup>



### Median unit price<sup>1</sup>



Sale method<sup>2</sup>



- Auction 38%
- Private 63%

Auction clearance rate<sup>3</sup>

33.33%

Median days on market<sup>3</sup>

54 days

Jellis Craig average inspection attendance per listing<sup>4</sup>

54 groups

Average hold period<sup>1</sup>

6.3 years

Dwelling type<sup>5</sup>



- Houses 70%
- Units 30%

Ownership<sup>5</sup>



- Owned outright 48%
- Mortgaged 30%
- Rented 23%

Population<sup>5</sup>

994

Median asking rent<sup>1</sup>

\$598 per week

Median age<sup>5</sup>

47 years

Rental yield<sup>1</sup>

2.12%











Median household size<sup>5</sup>

2.4 people











RIPPLESIDE SUBURB REPORT

## Recent Rippleside sales






Discover a snapshot of the most recent results for this suburb, to view the full 12 months of sales history, please go to [jellisraig.com.au/suburb-reports](http://jellisraig.com.au/suburb-reports)

Address	Bedrooms	Type	Price	Sold
 3b Victoria St Rippleside	3	House	\$1,000,000	20 Mar 2026
 21 Margaret St Rippleside	2	House	\$782,000	21 Feb 2026
 9 Balmoral Cr Rippleside	3	House	\$1,250,000	29 Jan 2026
 28 Vautier St Rippleside	4	House	\$1,030,000	11 Jan 2026
 2 St David St Rippleside	3	House	\$1,145,000	09 Jan 2026
 15 Lothian St Rippleside	3	Townhouse	\$825,000	10 Dec 2025
 225 Melbourne Rd Rippleside	2	House	\$475,000	03 Dec 2025
 101/20 Lady Nelson Dr Rippleside	1	Apartment	\$650,000	21 Nov 2025
 5/209 Melbourne Rd Rippleside	1	Strata Unit/Flat	\$460,000	14 Nov 2025
 24 Margaret St Rippleside	3	House	\$1,190,000	30 Oct 2025

## RIPPLESIDE SUBURB REPORT

Address	Bedrooms	Type	Price	Sold
 13 Lothian St Rippleside	3	House	\$840,000	27 Oct 2025
 9/209 Melbourne Rd Rippleside	2	Apartment	\$485,000	17 Oct 2025
 1a Victoria St Rippleside	4	House	\$1,150,000	07 Oct 2025
 1/12 Lady Nelson Dr Rippleside	2	Apartment	\$1,520,000	10 Sep 2025
 23 Walker St Rippleside	4	House	\$1,195,000	09 Sep 2025
 38 Swinburne St Rippleside	3	House	\$1,170,000	26 Aug 2025
 6 Helen St Rippleside	3	House	\$1,300,000	02 Aug 2025
 211A Melbourne Rd Rippleside	4	House	\$925,000	24 Jul 2025
 17 Margaret St Rippleside	4	House	\$1,340,000	23 Jul 2025
 4/5 Balmoral Cr Rippleside	3	Townhouse	\$1,285,000	21 Jul 2025

## RIPPLESIDE SUBURB REPORT

Address	Bedrooms	Type	Price	Sold
 9 St Helens Pl Rippleside	4	House	\$1,410,000	29 Jun 2025
 28 Harbourside Dr Rippleside	2	Townhouse	\$810,000	18 Jun 2025
 2/1 Liverpool St Rippleside	3	Townhouse	\$1,230,000	05 Jun 2025
 219 Melbourne Rd Rippleside	2	Flat/Unit/Apartment	\$550,000	30 May 2025
 24 Lady Nelson Dr Rippleside	3	House	\$2,250,000	13 Apr 2025



**Jellis Craig Geelong**  
205 Pakington Street, Geelong West  
(03) 5222 7772

Jellis Craig acknowledges and pays our respects to the Bunurong People, the Wadawurrung People, the Dja Dja Wurrung People and the Wurundjeri People as the Traditional Owners and original custodians of the lands on which Jellis Craig operates.

---

Data is current as of PDF generation date 01/04/2026

- 1 Property Data Online, updated quarterly for the past 12 months
- 2 Property Data Online, updated daily for the past 12 months
- 3 Property Data Online, updated daily for the past quarter
- 4 Jellis Craig's average inspection attendance per listing (houses) over the last 12 months, updated daily
- 5 2021 Australian Census
- 6 Property Data Online, updated daily

This publication contains data, analytics, statistics and other information supplied by PROPERTYDATAONLINE PTY LTD (PropertyData). The data provided in this publication is of a general nature and should not be construed as specific advice or relied upon in lieu of appropriate professional advice.

PropertyData relies upon data supplied by third parties and while the data is checked and reviewed, PropertyData does not warrant the accuracy or completeness of the information to the full extent permitted by the law and excludes all loss or damage howsoever arising (including through negligence) in connection with the data supplied by PropertyData. The State of Victoria owns the copyright in the Property Sales Data and reproduction of that data in any way without the consent of the State of Victoria will constitute a breach of the Copyright Act 1968 (cth). The State of Victoria does not warrant the accuracy or completeness of the Property Sales Data and any person using or relying upon such information does so on the basis that the State of Victoria accepts no responsibility or liability whatsoever for any errors, faults, defects or omissions in the information supplied.