



Ripponlea

Suburb Report



Your connection to property insights



JellisCraig

RIPPONLEA SUBURB REPORT

Median house price¹

Median

\$1.78m

Quarterly price change

0.00% ↓

Median unit price¹

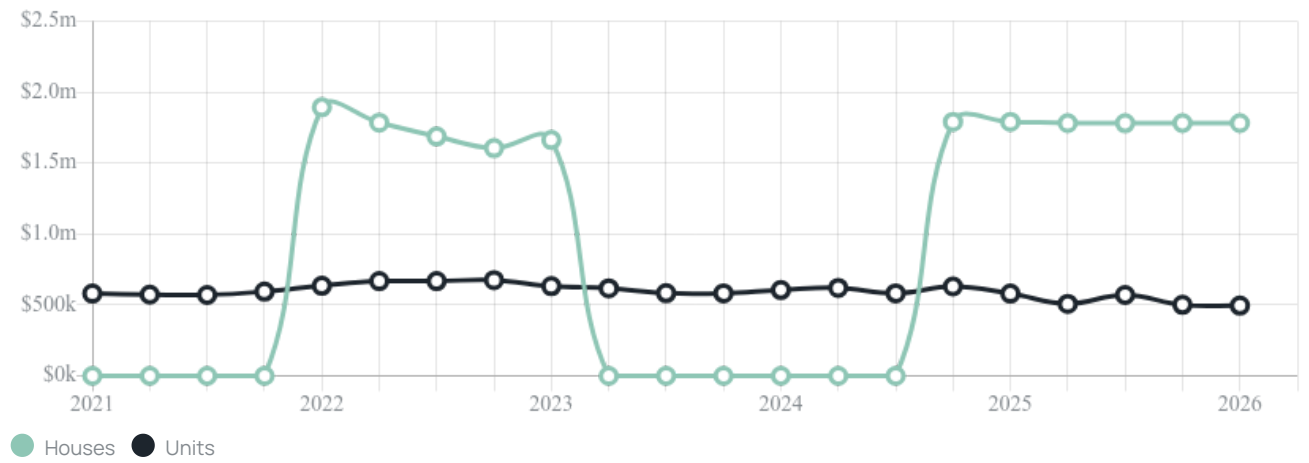
Median

\$495k

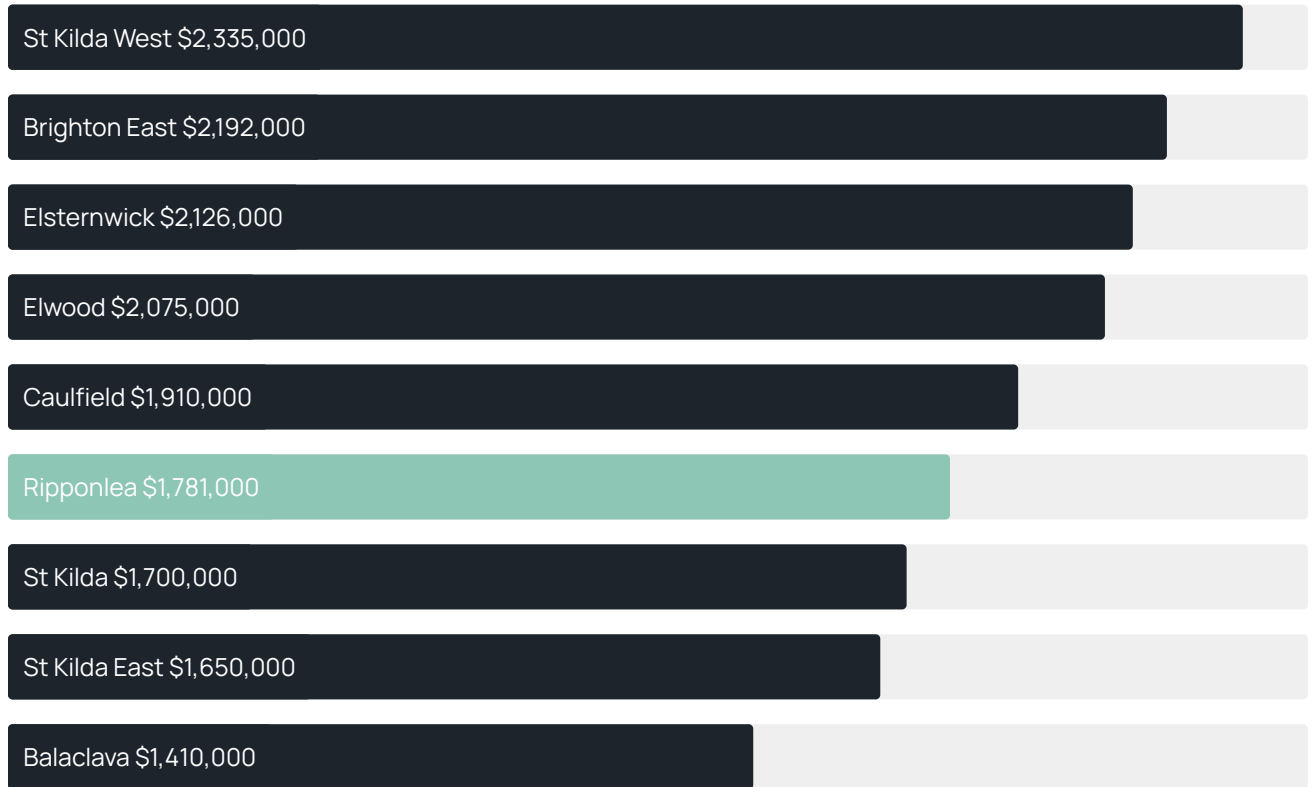
Quarterly price change

-1.00% ↓

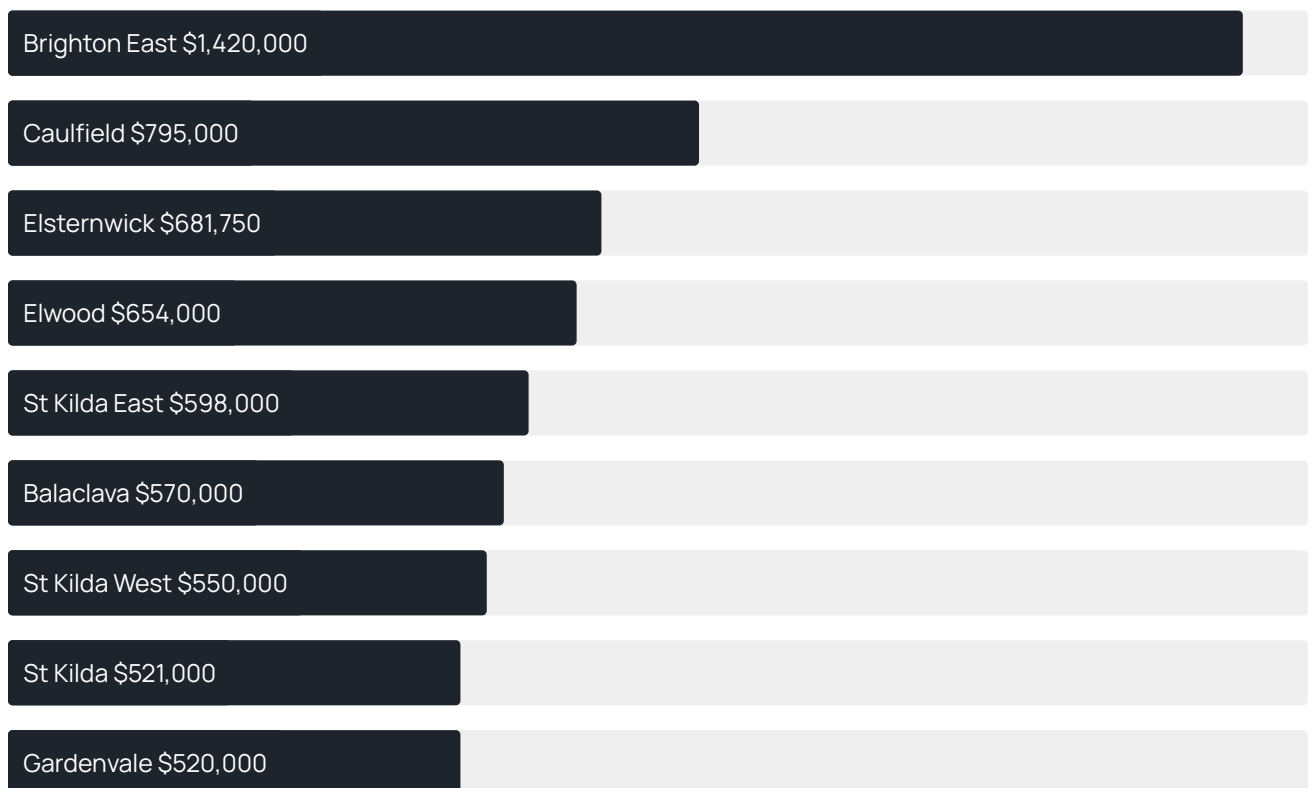
Quarterly price change¹



Median house price¹



Median unit price¹



Sale method²



Auction clearance rate³

66.67%

Median days on market³

21 days

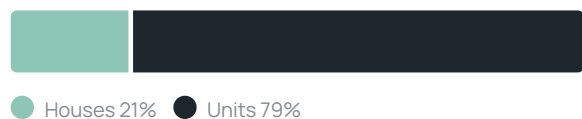
Jellis Craig average inspection attendance per listing⁴

21 groups

Average hold period¹

5.8 years

Dwelling type⁵



Ownership⁵



Population⁵

1,532

Median asking rent¹

\$890 per week

Population growth⁵

-2.79%

Rental yield¹

2.46%

Median age⁵

34 years











Median household size⁵

2.2 people











RIPPONLEA SUBURB REPORT

Recent Ripponlea sales











Discover a snapshot of the most recent results for this suburb, to view the full 12 months of sales history, please go to jellisraig.com.au/suburb-reports

Address	Bedrooms	Type	Price	Sold
 20 Bell St Ripponlea	2	Townhouse	\$800,000	16 Apr 2026
 11/245 Hotham St Ripponlea	1	Apartment	\$307,000	31 Mar 2026
 11/211 Hotham St Ripponlea	1	Apartment	\$384,000	24 Mar 2026
 8/124 Brighton Rd Ripponlea	2	Apartment	\$496,000	19 Mar 2026
 101/126 Brighton Rd Ripponlea	1	Apartment	\$350,000	12 Mar 2026
 8/199 Hotham St Ripponlea	2	Apartment	\$560,000	12 Mar 2026
 3/2 Erindale Av Ripponlea	2	Apartment	\$685,000	04 Mar 2026
 4/245 Hotham St RIPPONLEA	1	Strata Unit/Flat	\$301,000	19 Feb 2026
 3/12 Maryville St Ripponlea	2	Apartment	\$750,000	12 Feb 2026
 1/24 Lyndon St Ripponlea	4	Townhouse	\$1,550,000	12 Jan 2026

RIPPONLEA SUBURB REPORT

Address	Bedrooms	Type	Price	Sold
 5/3 Quat Quatta Av Ripponlea	1	Apartment	\$335,000	08 Jan 2026
 15 Quat Quatta Av Ripponlea	3	House	\$1,607,000	20 Dec 2025
 73 Glen Eira Rd Ripponlea	1	Strata Unit/Flat	\$1,250,000	16 Dec 2025
 18/162 Brighton Rd Ripponlea	2	Strata Unit/Flat	\$460,000	14 Dec 2025
 7/2 Erindale Av RIPPONLEA	2	Apartment	\$599,000	10 Dec 2025
 13/162 Brighton Rd Ripponlea	2	Apartment	\$505,000	02 Dec 2025
 241 Hotham St RIPPONLEA	4	House	\$2,000,000	19 Nov 2025
 2/245 Hotham St Ripponlea	1	Unit	\$405,000	03 Nov 2025
 7/3 Glen Eira Rd Ripponlea	2	Apartment	\$1,060,000	26 Oct 2025
 9/245 Hotham St Ripponlea	1	Apartment	\$325,000	24 Oct 2025

RIPPONLEA SUBURB REPORT

Address	Bedrooms	Type	Price	Sold
 96 Brighton Rd Ripponlea	5	House	\$2,600,000	13 Oct 2025
 4/8 Maryville St Ripponlea	1	Apartment	\$320,000	04 Oct 2025
 8/205-207 Hotham St Ripponlea	2	Townhouse	\$720,000	25 Sep 2025
 3/24 Lyndon St Ripponlea	2	Villa	\$950,000	04 Sep 2025
 1/185 Hotham St Ripponlea	4	Subdivided Unit/Villa/Townhouse	\$1,500,000	02 Sep 2025
 8a Victoria Av Ripponlea	1	House	\$1,010,000	13 Aug 2025
 G02/118 Brighton Rd Ripponlea	2	Subdivided Flat - Single OYO Flat	\$575,000	08 Aug 2025
 30 Lyndon St Ripponlea	3	House	\$1,780,000	08 Aug 2025
 2/118 Brighton Rd Ripponlea	2	Apartment	\$575,000	08 Aug 2025
 6/13 Fuller Rd RIPPONLEA	2	Apartment	\$713,500	01 Aug 2025



Jellis Craig Elwood
90 Ormond Road, Elwood
9531 1245

Jellis Craig acknowledges and pays our respects to the Bunurong People, the Wadawurrung People, the Dja Dja Wurrung People and the Wurundjeri People as the Traditional Owners and original custodians of the lands on which Jellis Craig operates.

Data is current as of PDF generation date 01/05/2026

- 1 Property Data Online, updated quarterly for the past 12 months
- 2 Property Data Online, updated daily for the past 12 months
- 3 Property Data Online, updated daily for the past quarter
- 4 Jellis Craig's average inspection attendance per listing (houses) over the last 12 months, updated daily
- 5 2021 Australian Census
- 6 Property Data Online, updated daily

This publication contains data, analytics, statistics and other information supplied by PROPERTYDATAONLINE PTY LTD (PropertyData). The data provided in this publication is of a general nature and should not be construed as specific advice or relied upon in lieu of appropriate professional advice.

PropertyData relies upon data supplied by third parties and while the data is checked and reviewed, PropertyData does not warrant the accuracy or completeness of the information to the full extent permitted by the law and excludes all loss or damage howsoever arising (including through negligence) in connection with the data supplied by PropertyData. The State of Victoria owns the copyright in the Property Sales Data and reproduction of that data in any way without the consent of the State of Victoria will constitute a breach of the Copyright Act 1968 (cth). The State of Victoria does not warrant the accuracy or completeness of the Property Sales Data and any person using or relying upon such information does so on the basis that the State of Victoria accepts no responsibility or liability whatsoever for any errors, faults, defects or omissions in the information supplied.