



Romsey

# Suburb Report



Your connection to property insights



JellisCraig

ROMSEY SUBURB REPORT

Median house price<sup>1</sup>

Median

\$825k

Quarterly price change

1.22% ↑

Median unit price<sup>1</sup>

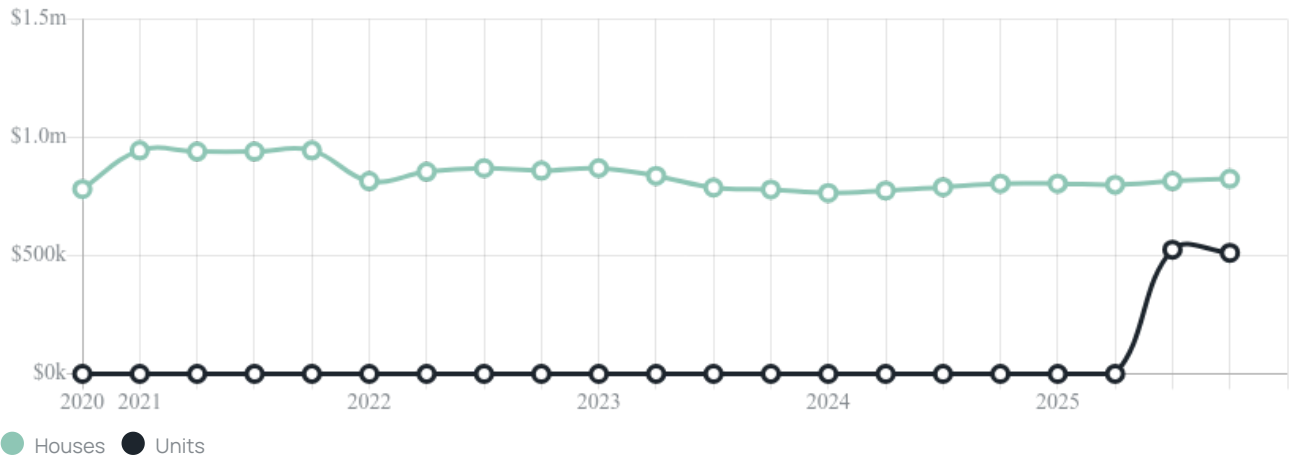
Median

\$512k

Quarterly price change

-2.47% ↓

Quarterly price change<sup>1</sup>



## ROMSEY SUBURB REPORT

### Median house price<sup>1</sup>



### Median unit price<sup>1</sup>



Sale method<sup>2</sup>

● Auction 8%  
● Private 92%

Auction clearance rate<sup>3</sup>

50%

Median days on market<sup>3</sup>

52 days

Jellis Craig average inspection attendance per listing<sup>4</sup>

52 groups

Average hold period<sup>1</sup>

4.4 years

Dwelling type<sup>5</sup>

● Houses 97% ● Units 3%

Ownership<sup>5</sup>

● Owned outright 34% ● Mortgaged 59% ● Rented 7%

Population<sup>5</sup>

5,797

Median asking rent<sup>1</sup>

\$525 per week

Population growth<sup>5</sup>

22.14%

Rental yield<sup>1</sup>

3.17%

Median age<sup>5</sup>

38 years











Median household size<sup>5</sup>

2.7 people











## ROMSEY SUBURB REPORT

### Recent Romsey sales











Discover a snapshot of the most recent results for this suburb, to view the full 12 months of sales history, please go to [jellisraig.com.au/suburb-reports](https://jellisraig.com.au/suburb-reports)

| Address                                                                                                       | Bedrooms | Type  | Price     | Sold        |
|---------------------------------------------------------------------------------------------------------------|----------|-------|-----------|-------------|
|  155 Main St<br>ROMSEY       | 4        | House | \$972,000 | 30 Jan 2026 |
|  21 Casuarina Dr<br>Romsey   | 4        | House | \$892,500 | 29 Jan 2026 |
|  51 Barry St<br>Romsey       | 2        | House | \$745,000 | 26 Dec 2025 |
|  14 Sullivan Ct<br>Romsey   | 3        | House | \$875,000 | 10 Dec 2025 |
|  54 Robb Dr<br>Romsey      | 3        | House | \$710,000 | 02 Dec 2025 |
|  1/22 Stawell St<br>Romsey | 3        | Unit  | \$490,000 | 14 Nov 2025 |
|  2/11 Newnham Dr<br>Romsey | 4        | House | \$740,000 | 13 Nov 2025 |
|  13 Regan Dr<br>Romsey     | 3        | House | \$735,000 | 13 Nov 2025 |
|  42b Metcalfe Dr<br>Romsey | 4        | House | \$855,000 | 12 Nov 2025 |
|  16 Gordon Cr<br>Romsey    | 3        | House | \$710,000 | 12 Nov 2025 |

## ROMSEY SUBURB REPORT

| Address                                                                                                                       | Bedrooms | Type                | Price       | Sold        |
|-------------------------------------------------------------------------------------------------------------------------------|----------|---------------------|-------------|-------------|
|  7/4 Gordon Cr<br>Romsey                     | 3        | House               | \$625,000   | 11 Nov 2025 |
|  141 Main St<br>Romsey                       | 5        | House               | \$605,000   | 11 Nov 2025 |
|  1/1 Stawell St<br>Romsey                    | 3        | Flat/Unit/Apartment | \$550,000   | 11 Nov 2025 |
|  47A Main St<br>Romsey                       | 3        | House               | \$620,000   | 10 Nov 2025 |
|  43 Casuarina Dr<br>Romsey                  | 4        | House               | \$1,001,000 | 10 Nov 2025 |
|  49 White Av<br>Romsey                     | 3        | House               | \$855,000   | 07 Nov 2025 |
|  2480 Melbourne<br>Lancefield Rd<br>Romsey | 5        | House               | \$1,380,000 | 06 Nov 2025 |
|  1/16 Gordon Cr<br>Romsey                  | 3        | Strata Unit/Flat    | \$710,000   | 05 Nov 2025 |
|  35 Shaw Dr<br>Romsey                      | 4        | House               | \$920,000   | 30 Oct 2025 |
|  4/76 Barry St<br>Romsey                   | 2        | Unit                | \$460,000   | 27 Oct 2025 |

## ROMSEY SUBURB REPORT

| Address                                                                                                         | Bedrooms | Type                | Price     | Sold        |
|-----------------------------------------------------------------------------------------------------------------|----------|---------------------|-----------|-------------|
|  5/49 Murphy St<br>Romsey      | 2        | Strata Unit/Flat    | \$505,000 | 25 Oct 2025 |
|  59 Ewing Dr<br>Romsey         | 3        | House               | \$715,000 | 25 Oct 2025 |
|  62 White Av<br>Romsey         | 4        | House               | \$662,000 | 25 Oct 2025 |
|  10 Ida Cr<br>Romsey           | 3        | House               | \$925,000 | 23 Oct 2025 |
|  13a Wrixon St<br>Romsey      | 4        | House               | \$960,000 | 14 Oct 2025 |
|  6 Bella Vista Pl<br>Romsey  | 4        | House               | \$903,000 | 13 Oct 2025 |
|  27 Bella Vista Pl<br>Romsey | 4        | House               | \$865,000 | 09 Oct 2025 |
|  3 Robb Dr<br>Romsey         | 3        | House               | \$743,000 | 07 Oct 2025 |
|  2/29a Wrixon St<br>Romsey   | 2        | Flat/Unit/Apartment | \$480,000 | 05 Oct 2025 |
|  9/97b Barry St<br>Romsey    | 3        | Flat/Unit/Apartment | \$270,000 | 05 Oct 2025 |





**Jellis Craig Woodend**  
91 High Street, Woodend  
03 5427 2800

Jellis Craig acknowledges and pays our respects to the Bunurong People, the Wadawurrung People, the Dja Dja Wurrung People and the Wurundjeri People as the Traditional Owners and original custodians of the lands on which Jellis Craig operates.

---

Data is current as of PDF generation date 01/02/2026

1 Property Data Online, updated quarterly for the past 12 months

2 Property Data Online, updated daily for the past 12 months

3 Property Data Online, updated daily for the past quarter

4 Jellis Craig's average inspection attendance per listing (houses) over the last 12 months, updated daily

5 2021 Australian Census

6 Property Data Online, updated daily

This publication contains data, analytics, statistics and other information supplied by PROPERTYDATAONLINE PTY LTD (PropertyData). The data provided in this publication is of a general nature and should not be construed as specific advice or relied upon in lieu of appropriate professional advice.

PropertyData relies upon data supplied by third parties and while the data is checked and reviewed, PropertyData does not warrant the accuracy or completeness of the information to the full extent permitted by the law and excludes all loss or damage howsoever arising (including through negligence) in connection with the data supplied by PropertyData. The State of Victoria owns the copyright in the Property Sales Data and reproduction of that data in any way without the consent of the State of Victoria will constitute a breach of the Copyright Act 1968 (cth). The State of Victoria does not warrant the accuracy or completeness of the Property Sales Data and any person using or relying upon such information does so on the basis that the State of Victoria accepts no responsibility or liability whatsoever for any errors, faults, defects or omissions in the information supplied.