



Ross Creek

Suburb Report



Your connection to property insights



JellisCraig

ROSS CREEK SUBURB REPORT

Median house price¹

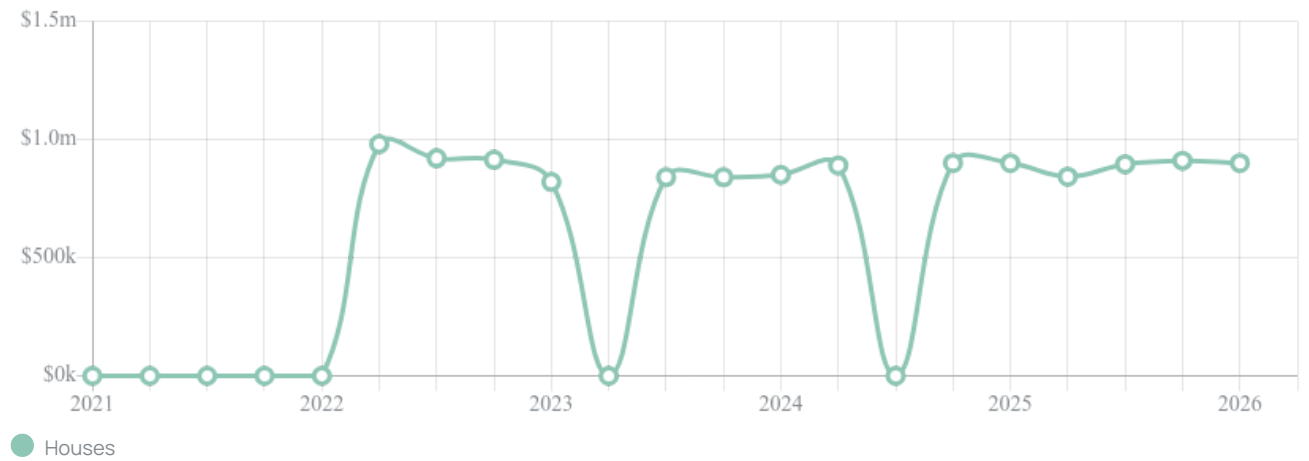
Median

\$900k

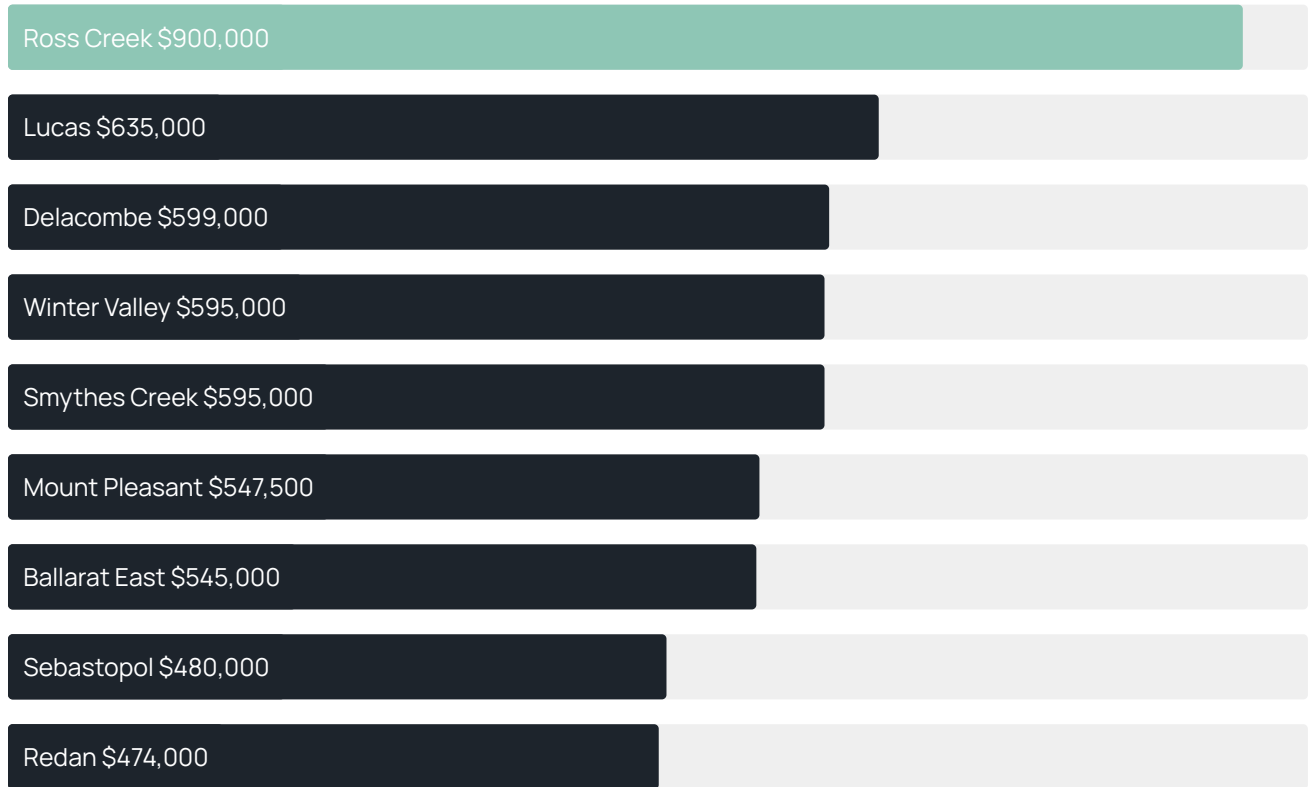
Quarterly price change

-1.09% ↓

Quarterly price change¹



Median house price¹



Median unit price¹



Sale method²



● Private 100%

Average hold period¹

3.3 years

Dwelling type⁵



● Houses 100% ● Units 0%

Ownership⁵



● Owned outright 40% ● Mortgaged 58% ● Rented 2%

Population⁵

1,221

Median asking rent¹

\$600 per week

Population growth⁵

5.90%

Rental yield¹

3.86%

Median age⁵

40 years









Median household size⁵

3 people

ROSS CREEK SUBURB REPORT

Recent Ross Creek sales

Discover a snapshot of the most recent results for this suburb, to view the full 12 months of sales history, please go to jellisraig.com.au/suburb-reports

Address	Bedrooms	Type	Price	Sold
 429 State Forest Rd Ross Creek	4	House	\$890,000	10 Dec 2025
 917 Sebastopol Smythesdale Rd Ross Creek	4	House	\$1,085,000	09 Dec 2025
 395 Brays Rd ROSS CREEK	7	House	\$1,000,000	13 Oct 2025
 397 Post Office Rd Ross Creek	4	House	\$1,160,000	11 Sep 2025
 6 Natrass Rd Ross Creek	3	House	\$880,000	10 Sep 2025
 497 Post Office Rd Ross Creek	3	House	\$735,000	22 Aug 2025
 239 Post Office Rd Ross Creek	4	House	\$910,000	12 Aug 2025
 172 Tom Jones Rd Ross Creek	3	House	\$770,000	24 Jul 2025



Jellis Craig acknowledges and pays our respects to the Bunurong People, the Wadawurrung People, the Dja Dja Wurrung People and the Wurundjeri People as the Traditional Owners and original custodians of the lands on which Jellis Craig operates.

Data is current as of PDF generation date 01/05/2026

- 1 Property Data Online, updated quarterly for the past 12 months
- 2 Property Data Online, updated daily for the past 12 months
- 3 Property Data Online, updated daily for the past quarter
- 4 Jellis Craig's average inspection attendance per listing (houses) over the last 12 months, updated daily
- 5 2021 Australian Census
- 6 Property Data Online, updated daily

This publication contains data, analytics, statistics and other information supplied by PROPERTYDATAONLINE PTY LTD (PropertyData). The data provided in this publication is of a general nature and should not be construed as specific advice or relied upon in lieu of appropriate professional advice.

PropertyData relies upon data supplied by third parties and while the data is checked and reviewed, PropertyData does not warrant the accuracy or completeness of the information to the full extent permitted by the law and excludes all loss or damage howsoever arising (including through negligence) in connection with the data supplied by PropertyData. The State of Victoria owns the copyright in the Property Sales Data and reproduction of that data in any way without the consent of the State of Victoria will constitute a breach of the Copyright Act 1968 (cth). The State of Victoria does not warrant the accuracy or completeness of the Property Sales Data and any person using or relying upon such information does so on the basis that the State of Victoria accepts no responsibility or liability whatsoever for any errors, faults, defects or omissions in the information supplied.