

JellisCraig

SAFETY BEACH

Suburb Report

Know your neighbourhood.



SAFETY BEACH SUBURB REPORT

Median House Price*

Median

\$1.14m

Quarterly Price Change

-0.86% ↓

Median Unit Price*

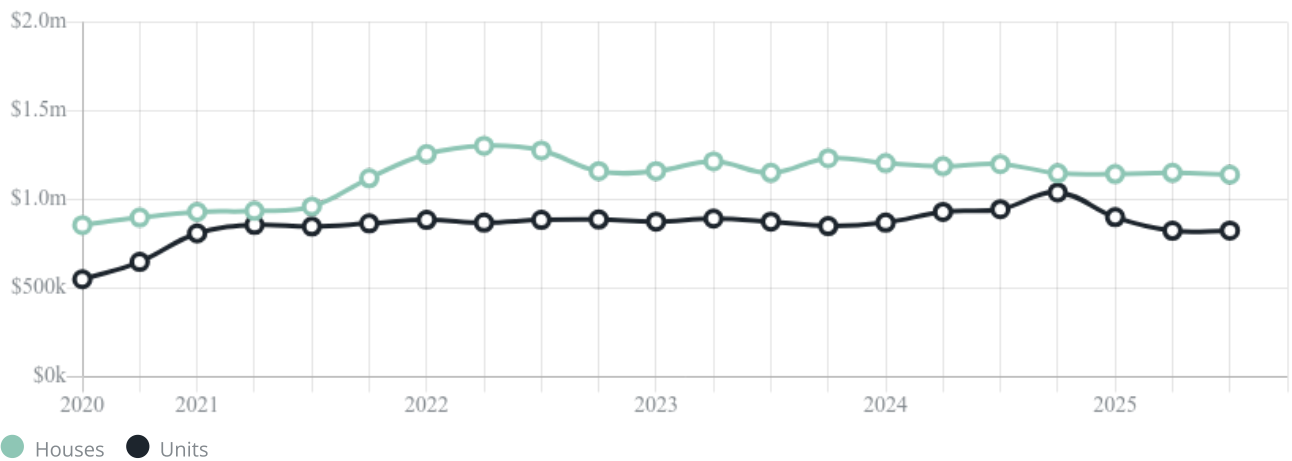
Median

\$825k

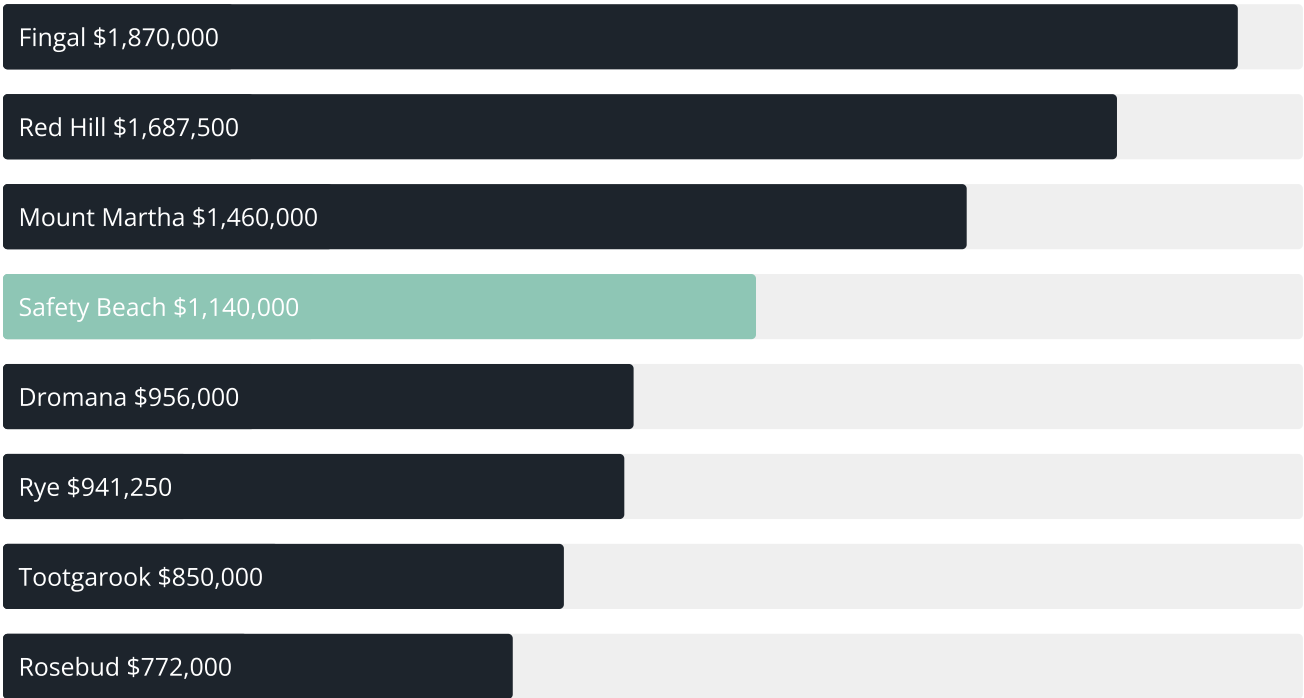
Quarterly Price Change

0.15% ↑

Quarterly Price Change*



Median House Sale Price^{*}



Median Unit Sale Price^{*}



SAFETY BEACH SUBURB REPORT

Sale Method*



● Auction 13%
● Private 87%

Auction Clearance Rate*

83.33%

Median Days on Market^

28 days

Average Hold Period*

5.9 years

Dwelling Type^



● Houses 78% ● Units 22%

Ownership^



● Owned Outright 45% ● Mortgaged 33% ● Rented 21%

Population^

6,328

Median Asking Rent per week*

\$750

Population Growth^

0

Rental Yield*

2.98%

Median Age^











53 years

Median Household Size^











2.3 people

SAFETY BEACH SUBURB REPORT











Discover a snapshot of the most recent results for this suburb, to view the full 12 months of sales history, please go to jellisicraig.com.au/suburbinsights

Address	Bedrooms	Type	Price	Sold
 8/65 Dromana Pde Safety Beach	2	House	\$480,000	25 Nov 2025
 5 Oskana Wlk Safety Beach	3	Townhouse	\$945,000	22 Nov 2025
 64 Oceanic Dr Safety Beach	4	House	\$1,275,000	19 Nov 2025
 42 Davies St Safety Beach	4	House	\$1,340,000	16 Nov 2025
 10 Sunrise Cl Safety Beach	4	House	\$1,200,000	10 Nov 2025
 14/140 Country Club Dr Safety Beach	2	Townhouse	\$580,000	05 Nov 2025
 4/251 Dromana Pde Safety Beach	3	Unit	\$758,000	30 Oct 2025
 10 Balmoral Av Safety Beach	3	House	\$1,250,000	28 Oct 2025
 7 Wild Rose Ret Safety Beach	4	Townhouse	\$1,625,000	28 Oct 2025
 73A Rymer Av Safety Beach	3	House	\$925,000	27 Oct 2025

SAFETY BEACH SUBURB REPORT

Address	Bedrooms	Type	Price	Sold
 70 Victoria St Safety Beach	3	House	\$1,000,000	27 Oct 2025
 17 Fairway Dr Safety Beach	3	House	\$913,000	25 Oct 2025
 95 Rymer Av Safety Beach	3	House	\$1,060,000	09 Oct 2025
 88 Dromana Pde Safety Beach	5	House	\$1,300,000	08 Oct 2025
 33 Clyde Rd Safety Beach	3	House	\$819,000	04 Oct 2025
 62 Rymer Av Safety Beach	4	House	\$1,500,000	01 Oct 2025
 36 Buckley St Safety Beach	4	House	\$1,250,000	30 Sep 2025
 3 Whistler Mews Safety Beach	4	House	\$1,290,000	28 Sep 2025
 4 Coveside Av Safety Beach	3	House	\$826,111	22 Sep 2025
 28 Golf Course La Safety Beach	4	House	\$1,210,000	21 Sep 2025

SAFETY BEACH SUBURB REPORT

Address	Bedrooms	Type	Price	Sold
 6 Portside Way Safety Beach	3	House	\$1,060,000	21 Sep 2025
 4 Clipper Quay Safety Beach	4	House	\$1,920,000	19 Sep 2025
 7/263 Dromana Pde Safety Beach	4	Townhouse	\$1,350,000	16 Sep 2025
 5/150 Dromana Pde Safety Beach	2	Townhouse	\$740,000	16 Sep 2025
 1 Brian St Safety Beach	3	House	\$825,000	15 Sep 2025
 24 Macks Pl Safety Beach	3	House	\$938,000	10 Sep 2025
 2 Pickings Rd Safety Beach	3	House	\$1,165,000	07 Sep 2025
 150 Clipper Quay Safety Beach	4	House	\$1,095,000	04 Sep 2025
 2 Osborne St Safety Beach	3	House	\$1,005,000	02 Sep 2025
 19 Portside Way Safety Beach	4	House	\$1,170,000	02 Sep 2025



Mount Martha Office
4/42 Lochiel Avenue, Mount Martha
03 5974 8900

jellisraig.com.au

Data is current as of PDF generation date 01/12/2025

* Updated Quarterly for the past 12 months

^ Updated daily for the past quarter

~ Updated daily: 33 recent results.

This publication contains data, analytics, statistics and other information supplied by PROPERTYDATAONLINE PTY LTD (PropertyData). The data provided in this publication is of a general nature and should not be construed as specific advice or relied upon in lieu of appropriate professional advice.

PropertyData relies upon data supplied by third parties and while the data is checked and reviewed, PropertyData does not warrant the accuracy or completeness of the information to the full extent permitted by the law and excludes all loss or damage howsoever arising (including through negligence) in connection with the data supplied by PropertyData. The State of Victoria owns the copyright in the Property Sales Data and reproduction of that data in any way without the consent of the State of Victoria will constitute a breach of the Copyright Act 1968 (cth). The State of Victoria does not warrant the accuracy or completeness of the Property Sales Data and any person using or relying upon such information does so on the basis that the State of Victoria accepts no responsibility or liability whatsoever for any errors, faults, defects or omissions in the information supplied.