



Safety Beach

Suburb Report



Your connection to property insights



JellisCraig

SAFETY BEACH SUBURB REPORT

Median house price¹

Median

\$1.16m

Quarterly price change

0.47% ↑

Median unit price¹

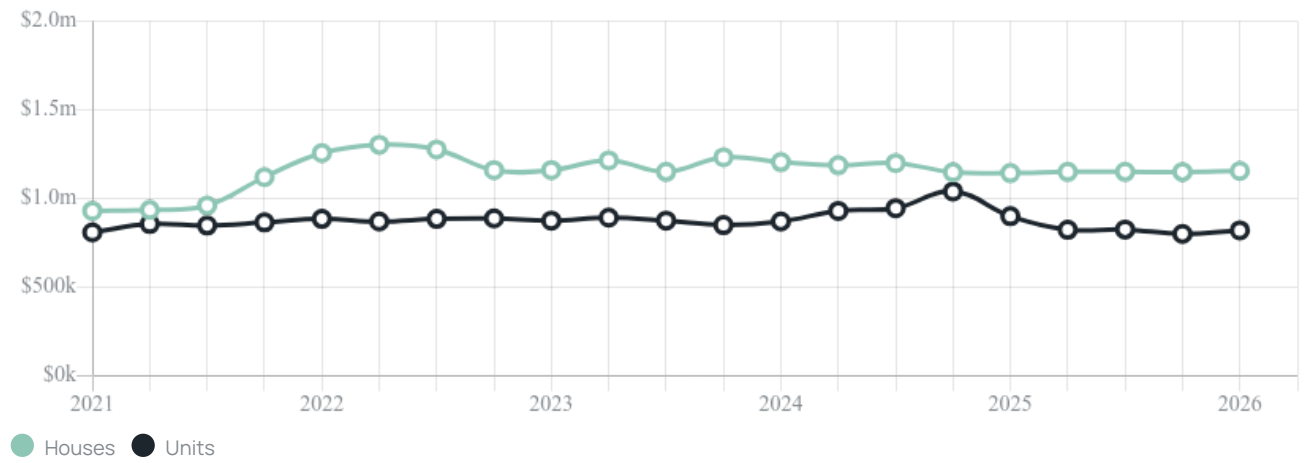
Median

\$820k

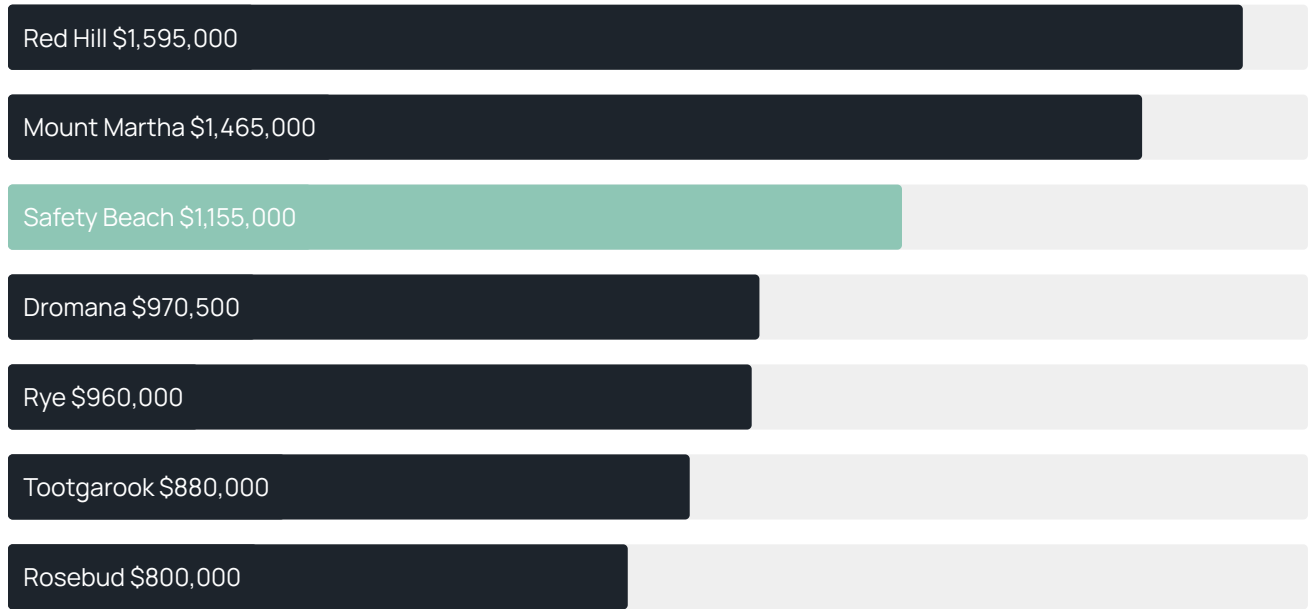
Quarterly price change

2.50% ↑


Quarterly price change¹



Median house price¹



Median unit price¹



Sale method²



- Auction 5%
- Private 95%

Auction clearance rate³

33.33%

Median days on market³

43 days

Average hold period¹

5.9 years

Dwelling type⁵



- Houses 78%
- Units 22%

Ownership⁵



- Owned outright 45%
- Mortgaged 33%
- Rented 21%

Population⁵

6,328

Median asking rent¹

\$750 per week

Population growth⁵

0

Rental yield¹

2.98%

Median age⁵

53 years











Median household size⁵

2.3 people











SAFETY BEACH SUBURB REPORT

Recent Safety Beach sales











Discover a snapshot of the most recent results for this suburb, to view the full 12 months of sales history, please go to jellisCraig.com.au/suburb-reports

Address	Bedrooms	Type	Price	Sold
 2/102b Country Club Dr Safety Beach	3	Townhouse	\$822,500	28 Apr 2026
 1 Country Club Dr Safety Beach	3	House	\$1,100,000	23 Apr 2026
 1b Patterson St Safety Beach	3	Townhouse	\$829,000	22 Apr 2026
 23 Patterson St Safety Beach	5	House	\$1,500,000	07 Apr 2026
 6 Lake View Dr Safety Beach	4	House	\$1,500,000	06 Apr 2026
 10 Golf Course La Safety Beach	3	House	\$1,055,000	29 Mar 2026
 21 Fairway Dr Safety Beach	3	House	\$1,175,000	28 Mar 2026
 52 Victoria St Safety Beach	4	House	\$1,600,000	26 Mar 2026
 19 Rymer Av Safety Beach	5	House	\$1,520,000	23 Mar 2026
 73 Palm Tree Dr Safety Beach	3	House	\$1,100,000	20 Mar 2026

SAFETY BEACH SUBURB REPORT

Address	Bedrooms	Type	Price	Sold
 39 Coveseide Av Safety Beach	3	House	\$920,000	20 Mar 2026
 21 Sovereign Pt Safety Beach	5	House	\$3,000,000	20 Mar 2026
 112 Marine Dr Safety Beach	3	House	\$1,910,000	13 Mar 2026
 4/166 Marine Dr Safety Beach	3	Unit	\$1,250,000	06 Mar 2026
 8 Osborne St Safety Beach	3	House	\$850,000	04 Mar 2026
 51 Marine Dr Safety Beach	2	House	\$2,700,000	04 Mar 2026
 62 Coveseide Av Safety Beach	4	House	\$1,320,000	03 Mar 2026
 2 South Harbour Esp Safety Beach	4	House	\$870,000	27 Feb 2026
 26 Lake View Dr Safety Beach	4	House	\$1,150,000	24 Feb 2026
 6/8 Anchor Pl Safety Beach	2	Apartment	\$942,500	23 Feb 2026

SAFETY BEACH SUBURB REPORT

Address	Bedrooms	Type	Price	Sold
 15 Helm Av Safety Beach	4	House	\$957,000	20 Feb 2026
 1 Pebble Way Safety Beach	3	House	\$1,175,000	20 Feb 2026
 33 Prescott Av Safety Beach	4	House	\$940,000	17 Feb 2026
 26 Palm Tree Dr Safety Beach	3	House	\$1,220,000	14 Feb 2026
 12 Fairway Ccl Safety Beach	3	House	\$990,000	14 Feb 2026
 2 Cassowary Pl Safety Beach	3	Flat/Unit/Apartment	\$825,000	12 Feb 2026
 38 Hamilton St Safety Beach	3	House	\$1,100,000	10 Feb 2026
 18 Harbourside Esp Safety Beach	4	House	\$1,975,000	10 Feb 2026
 9 Moonlight Mews Safety Beach	4	House	\$1,150,000	09 Feb 2026
 12 Davies St Safety Beach	4	House	\$1,050,000	09 Feb 2026



Jellis Craig Mount Martha
4/42 Lochiel Avenue, Mount Martha
03 5974 8900

Jellis Craig acknowledges and pays our respects to the Bunurong People, the Wadawurrung People, the Dja Dja Wurrung People and the Wurundjeri People as the Traditional Owners and original custodians of the lands on which Jellis Craig operates.

Data is current as of PDF generation date 01/05/2026

- 1 Property Data Online, updated quarterly for the past 12 months
- 2 Property Data Online, updated daily for the past 12 months
- 3 Property Data Online, updated daily for the past quarter
- 4 Jellis Craig's average inspection attendance per listing (houses) over the last 12 months, updated daily
- 5 2021 Australian Census
- 6 Property Data Online, updated daily

This publication contains data, analytics, statistics and other information supplied by PROPERTYDATAONLINE PTY LTD (PropertyData). The data provided in this publication is of a general nature and should not be construed as specific advice or relied upon in lieu of appropriate professional advice.

PropertyData relies upon data supplied by third parties and while the data is checked and reviewed, PropertyData does not warrant the accuracy or completeness of the information to the full extent permitted by the law and excludes all loss or damage howsoever arising (including through negligence) in connection with the data supplied by PropertyData. The State of Victoria owns the copyright in the Property Sales Data and reproduction of that data in any way without the consent of the State of Victoria will constitute a breach of the Copyright Act 1968 (cth). The State of Victoria does not warrant the accuracy or completeness of the Property Sales Data and any person using or relying upon such information does so on the basis that the State of Victoria accepts no responsibility or liability whatsoever for any errors, faults, defects or omissions in the information supplied.