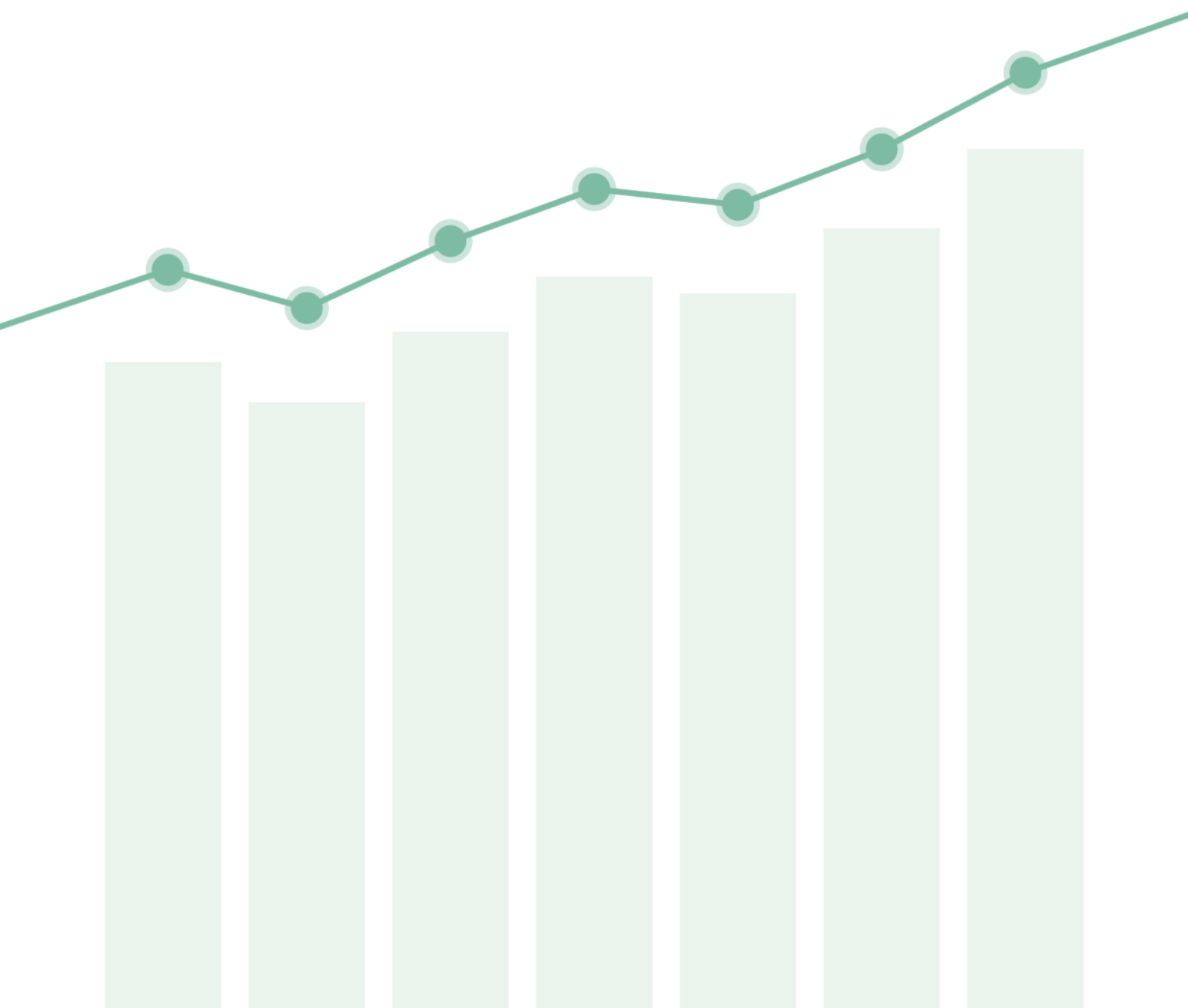


JellisCraig

SANDRINGHAM

Suburb Report

Know your neighbourhood.



SANDRINGHAM SUBURB REPORT

Median House Price*

Median

\$2.10m

Quarterly Price Change

0.00% ↓

Median Unit Price*


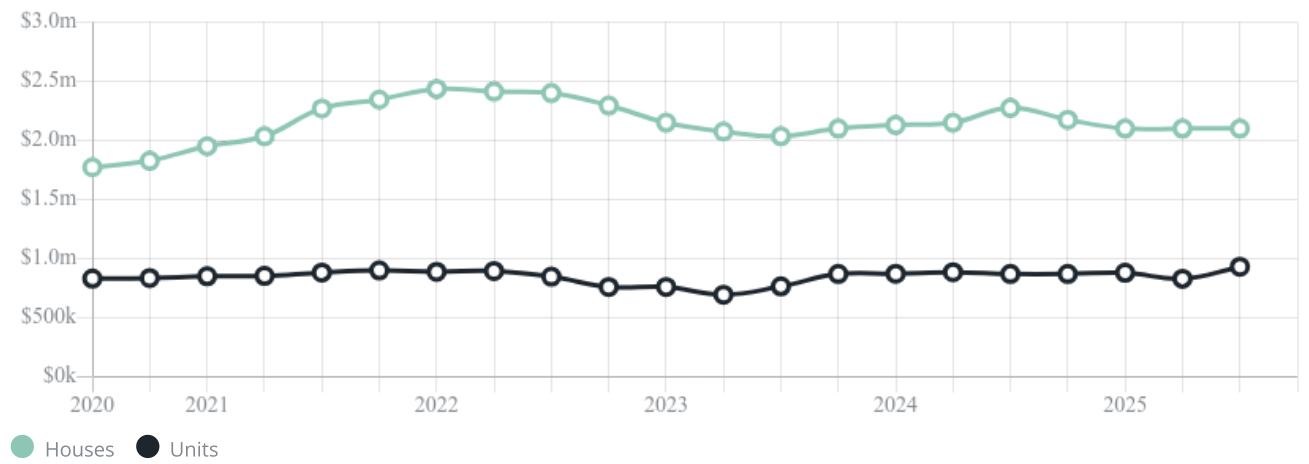
Median

\$931k

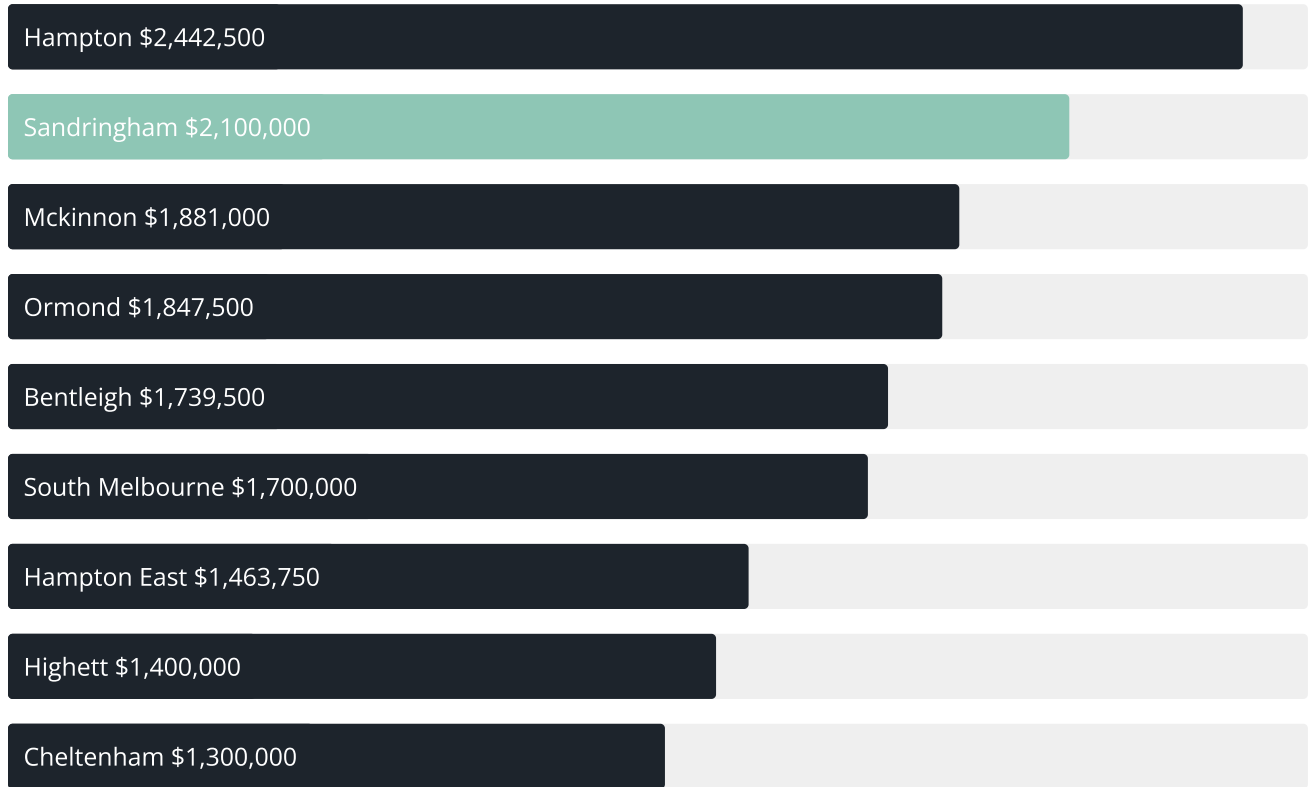
Quarterly Price Change

12.16% ↑

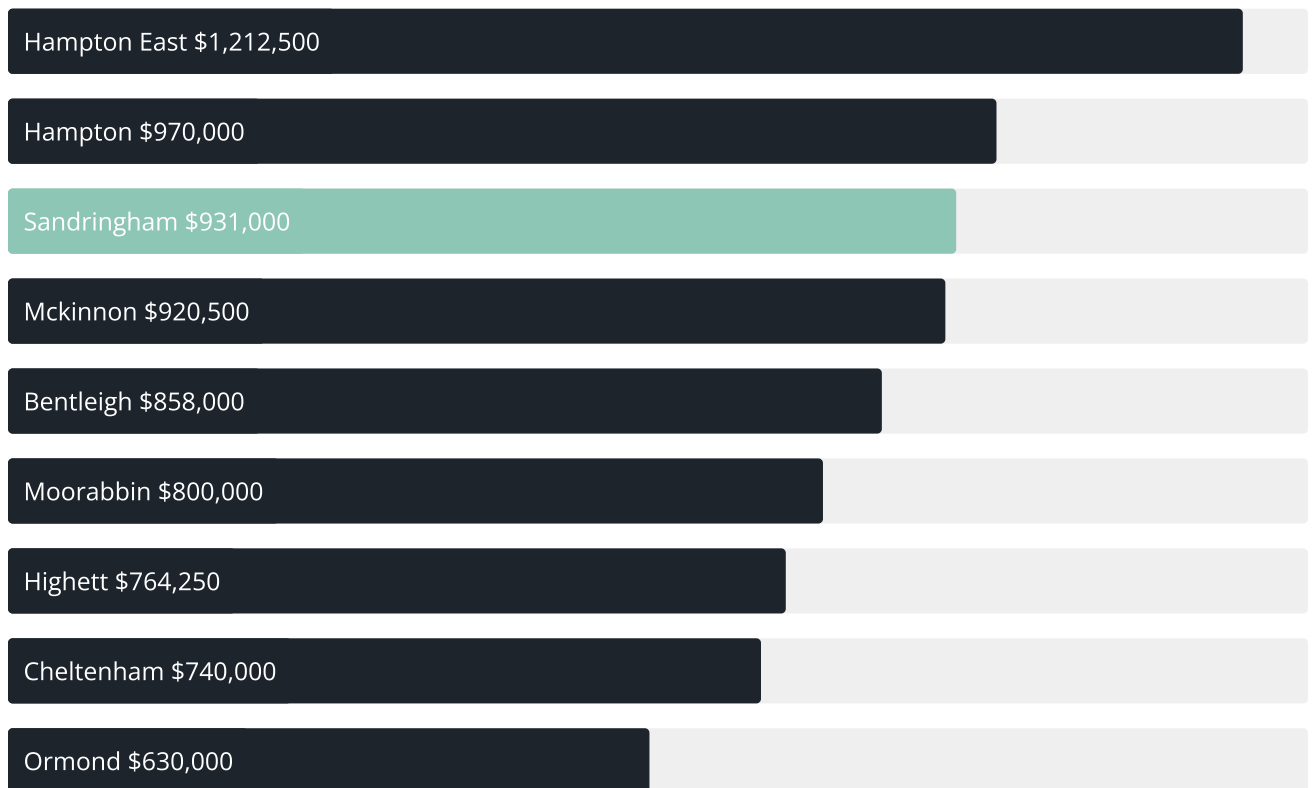
Quarterly Price Change*



Median House Sale Price*



Median Unit Sale Price*



SANDRINGHAM SUBURB REPORT

Sale Method*



● Auction 42%
● Private 58%

Auction Clearance Rate*

66.67%

Median Days on Market^

36 days

Average Hold Period*

7.2 years

Dwelling Type^



● Houses 50% ● Units 50%

Ownership^



● Owned Outright 43% ● Mortgaged 35% ● Rented 23%

Population^

10,926

Median Asking Rent per week*

\$1,100

Population Growth^

6.69%

Rental Yield*

2.29%

Median Age^











47 years

Median Household Size^











2.4 people

SANDRINGHAM SUBURB REPORT











Discover a snapshot of the most recent results for this suburb, to view the full 12 months of sales history, please go to jellisicraig.com.au/suburbinsights

Address	Bedrooms	Type	Price	Sold
 4 Abbott St Sandringham	3	House	\$3,200,000	29 Nov 2025
 315/218 Bay Rd Sandringham	2	Apartment	\$525,000	25 Nov 2025
 105/12 Trentham St Sandringham	3	Apartment	\$1,745,000	24 Nov 2025
 10/9 Waltham St Sandringham	2	Apartment	\$760,000	23 Nov 2025
 2/249 Bluff Rd Sandringham	3	Townhouse	\$1,198,000	22 Nov 2025
 10/6 Fernhill Rd Sandringham	3	Apartment	\$1,315,000	18 Nov 2025
 402/220 Bay Rd Sandringham	2	Apartment	\$695,000	16 Nov 2025
 13/39-41 Abbott St Sandringham	2	Apartment	\$630,000	16 Nov 2025
 5/56 Edward St Sandringham	3	Unit	\$1,235,000	08 Nov 2025
 338/226 Bay Rd Sandringham	2	Apartment	\$575,000	28 Oct 2025

SANDRINGHAM SUBURB REPORT

Address	Bedrooms	Type	Price	Sold
 5/9-11 Arthur St Sandringham	2	Unit	\$642,000	28 Oct 2025
 21a Edward St Sandringham	3	Townhouse	\$1,780,000	25 Oct 2025
 23/170 Beach Rd Sandringham	3	Townhouse	\$1,162,500	20 Oct 2025
 30 Harold St Sandringham	3	House	\$2,740,000	18 Oct 2025
 611/222 Bay Rd Sandringham	2	Apartment	\$605,000	18 Oct 2025
 3/11 Tennyson St Sandringham	2	Unit	\$975,000	18 Oct 2025
 3 Duncan St Sandringham	4	House	\$4,500,000	16 Oct 2025
 16 Piper Pl Sandringham	3	Flat/Unit/Apartment	\$1,299,000	07 Oct 2025
 220/18-34 Station St Sandringham	1	Apartment	\$275,000	06 Oct 2025
 105/9 Bay Rd Sandringham	2	Apartment	\$985,000	06 Oct 2025

SANDRINGHAM SUBURB REPORT

Address	Bedrooms	Type	Price	Sold
 52 Kenneth St Sandringham	3	House	\$1,500,000	01 Oct 2025
 423/222 Bay Rd Sandringham	2	Apartment	\$540,000	30 Sep 2025
 42 Kenneth St Sandringham	2	House	\$1,851,000	29 Sep 2025
 5/6 Fernhill Rd Sandringham	2	Apartment	\$1,120,000	24 Sep 2025
 20 Piper Pl Sandringham	3	Flat/Unit/Apartment	\$1,299,000	24 Sep 2025
 30 Piper Pl Sandringham	3	Flat/Unit/Apartment	\$1,299,000	23 Sep 2025
 210/214b Bay Rd Sandringham	2	Subdivided Flat - Single OYO Flat	\$680,000	20 Sep 2025
 1/39 Fernhill Rd Sandringham	4	Townhouse	\$1,825,000	19 Sep 2025
 29 Codrington St Sandringham	3	House	\$2,125,000	18 Sep 2025
 9 Gladstone St Sandringham	3	House	\$2,230,000	17 Sep 2025



Bentleigh Office
Level 1, 277 - 279 Centre Road, Bentleigh
03 9593 4500

jellisraig.com.au

Data is current as of PDF generation date 01/12/2025

* Updated Quarterly for the past 12 months

^ Updated daily for the past quarter

~ Updated daily: 33 recent results.

This publication contains data, analytics, statistics and other information supplied by PROPERTYDATAONLINE PTY LTD (PropertyData). The data provided in this publication is of a general nature and should not be construed as specific advice or relied upon in lieu of appropriate professional advice.

PropertyData relies upon data supplied by third parties and while the data is checked and reviewed, PropertyData does not warrant the accuracy or completeness of the information to the full extent permitted by the law and excludes all loss or damage howsoever arising (including through negligence) in connection with the data supplied by PropertyData. The State of Victoria owns the copyright in the Property Sales Data and reproduction of that data in any way without the consent of the State of Victoria will constitute a breach of the Copyright Act 1968 (cth). The State of Victoria does not warrant the accuracy or completeness of the Property Sales Data and any person using or relying upon such information does so on the basis that the State of Victoria accepts no responsibility or liability whatsoever for any errors, faults, defects or omissions in the information supplied.