



Scoresby

Suburb Report



Your connection to property insights



JellisCraig

SCORESBY SUBURB REPORT

Median house price¹

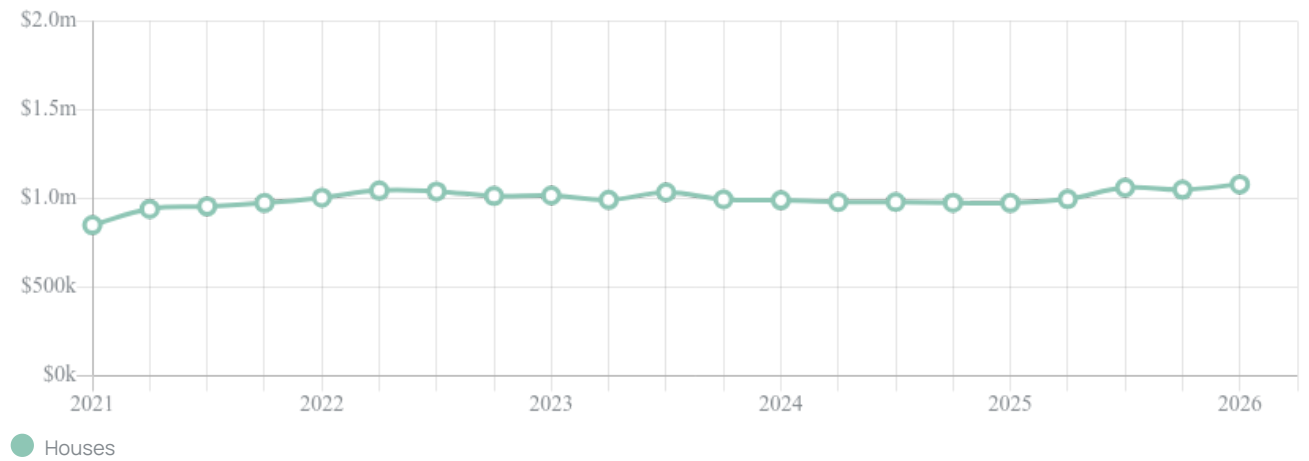
Median

\$1.08m

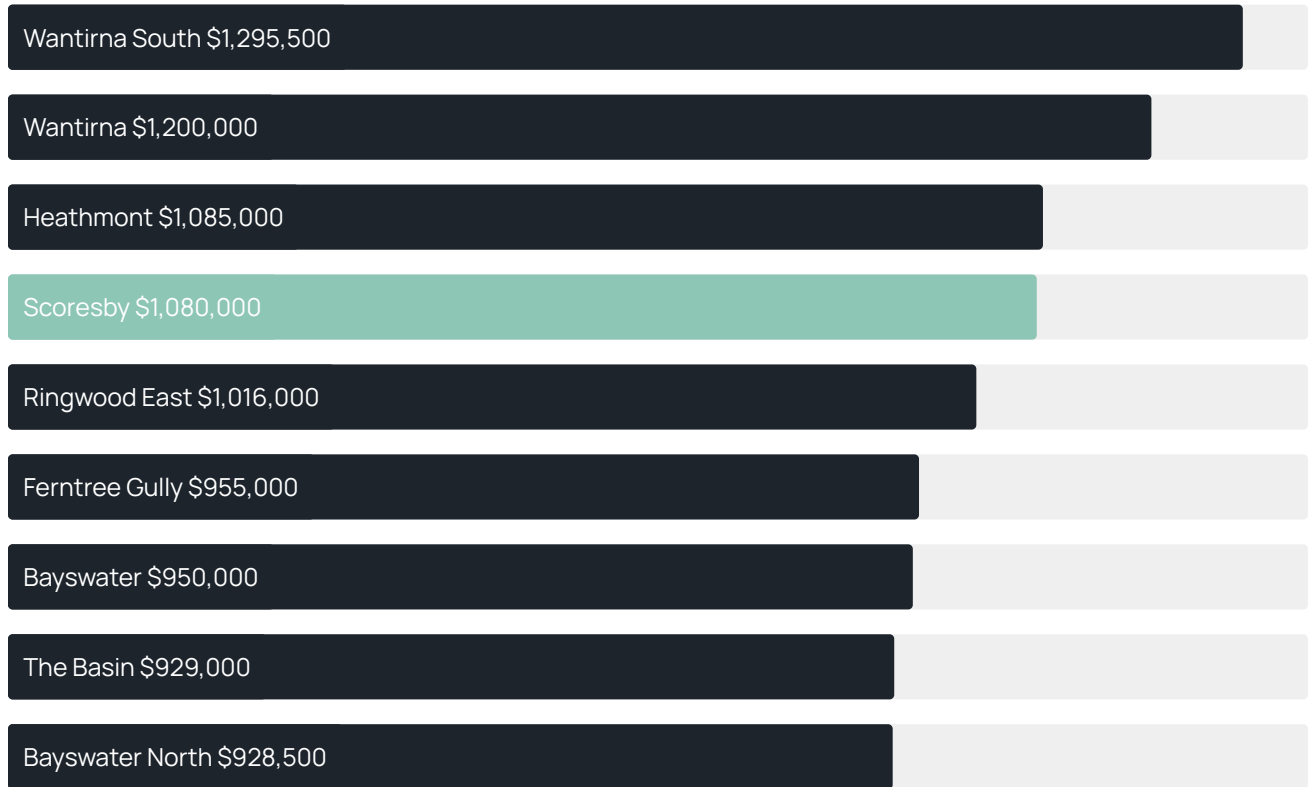
Quarterly price change

2.85% ↑


Quarterly price change¹



Median house price¹



Median unit price¹



Sale method²



Auction clearance rate³

88.89%

Median days on market³

24 days

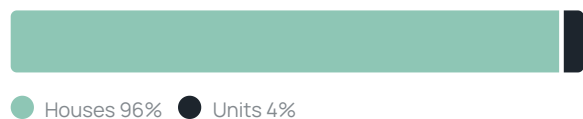
Jellis Craig average inspection attendance per listing⁴

24 groups

Average hold period¹

13.6 years

Dwelling type⁵



Ownership⁵



Population⁵

6,066

Median asking rent¹

\$620 per week

Population growth⁵

0.73%

Rental yield¹

3.25%

Median age⁵

40 years











Median household size⁵

2.8 people











SCORESBY SUBURB REPORT

Recent Scoresby sales











Discover a snapshot of the most recent results for this suburb, to view the full 12 months of sales history, please go to jellisraig.com.au/suburb-reports

| Address | Bedrooms | Type | Price | Sold |
|---|----------|-------|-------------|-------------|
|  32B Michele Dr Scoresby | 4 | House | \$1,270,000 | 29 May 2026 |
|  5 Ulah Cl Scoresby | 4 | House | \$1,190,000 | 25 May 2026 |
|  9 Blake Ct Scoresby | 4 | House | \$1,127,000 | 23 May 2026 |
|  97 Borg Cr SCORESBY | 3 | House | \$886,500 | 08 May 2026 |
|  76 Grayson Dr Scoresby | 3 | House | \$965,000 | 02 May 2026 |
|  1/8 Olga St SCORESBY | 3 | House | \$808,000 | 02 May 2026 |
|  28 Vinen Rd Scoresby | 4 | House | \$869,500 | 30 Apr 2026 |
|  12 Della St SCORESBY | 3 | House | \$750,000 | 23 Apr 2026 |
|  51 Grayson Dr Scoresby | 3 | House | \$905,000 | 16 Apr 2026 |
|  3 Raphael Ct Scoresby | 4 | House | \$1,088,800 | 02 Apr 2026 |

SCORESBY SUBURB REPORT

| Address | Bedrooms | Type | Price | Sold |
|--|----------|---------------------|-------------|-------------|
|  49 Orson St Scoresby | 4 | House | \$1,410,000 | 28 Mar 2026 |
|  2 El Greco Ct Scoresby | 4 | House | \$940,000 | 28 Mar 2026 |
|  5/662 Stud Rd Scoresby | 2 | Flat/Unit/Apartment | \$720,000 | 20 Mar 2026 |
|  2b Glenifer Av Scoresby | 3 | House | \$785,000 | 20 Mar 2026 |
|  57 Arnold Dr Scoresby | 3 | House | \$1,008,800 | 18 Mar 2026 |
|  9 Benedikt Ct Scoresby | 4 | House | \$997,500 | 14 Mar 2026 |
|  5a Nevana St Scoresby | 4 | House | \$1,012,000 | 14 Mar 2026 |
|  13 Collendina Cr SCORESBY | 4 | House | \$1,133,500 | 14 Mar 2026 |
|  2/703 Stud Rd SCORESBY | 2 | House | \$710,000 | 12 Mar 2026 |
|  4/650 Stud Rd Scoresby | 2 | Strata Unit/Flat | \$694,000 | 02 Mar 2026 |

SCORESBY SUBURB REPORT

| Address | Bedrooms | Type | Price | Sold |
|---|----------|-------|-------------|-------------|
|  14 Orson St Scoresby | 4 | House | \$1,110,888 | 28 Feb 2026 |
|  15 Collins Cl Scoresby | 3 | House | \$872,000 | 25 Feb 2026 |
|  77 Grayson Dr SCORESBY | 3 | House | \$880,000 | 23 Feb 2026 |
|  12/662 Stud Rd Scoresby | 3 | House | \$720,000 | 19 Feb 2026 |
|  649 Stud Rd Scoresby | 5 | House | \$1,210,000 | 14 Feb 2026 |
|  13 Olga St Scoresby | 3 | House | \$940,000 | 07 Feb 2026 |
|  89 Berrabri Dr SCORESBY | 4 | House | \$1,160,000 | 07 Feb 2026 |
|  1/7 Gilbert Ct Scoresby | 3 | Unit | \$800,000 | 06 Feb 2026 |
|  1 Wattleview Rise Scoresby | 4 | House | \$1,350,000 | 31 Jan 2026 |
|  7 Ingrid St Scoresby | 3 | House | \$1,170,000 | 31 Jan 2026 |



Jellis Craig acknowledges and pays our respects to the Bunurong People, the Wadawurrung People, the Dja Dja Wurrung People and the Wurundjeri People as the Traditional Owners and original custodians of the lands on which Jellis Craig operates.

Data is current as of PDF generation date 01/06/2026

- 1 Property Data Online, updated quarterly for the past 12 months
- 2 Property Data Online, updated daily for the past 12 months
- 3 Property Data Online, updated daily for the past quarter
- 4 Jellis Craig's average inspection attendance per listing (houses) over the last 12 months, updated daily
- 5 2021 Australian Census
- 6 Property Data Online, updated daily

This publication contains data, analytics, statistics and other information supplied by PROPERTYDATAONLINE PTY LTD (PropertyData). The data provided in this publication is of a general nature and should not be construed as specific advice or relied upon in lieu of appropriate professional advice.

PropertyData relies upon data supplied by third parties and while the data is checked and reviewed, PropertyData does not warrant the accuracy or completeness of the information to the full extent permitted by the law and excludes all loss or damage howsoever arising (including through negligence) in connection with the data supplied by PropertyData. The State of Victoria owns the copyright in the Property Sales Data and reproduction of that data in any way without the consent of the State of Victoria will constitute a breach of the Copyright Act 1968 (cth). The State of Victoria does not warrant the accuracy or completeness of the Property Sales Data and any person using or relying upon such information does so on the basis that the State of Victoria accepts no responsibility or liability whatsoever for any errors, faults, defects or omissions in the information supplied.