



Scoresby

# Suburb Report



Your connection to property insights



JellisCraig

SCORESBY SUBURB REPORT

Median house price<sup>1</sup>

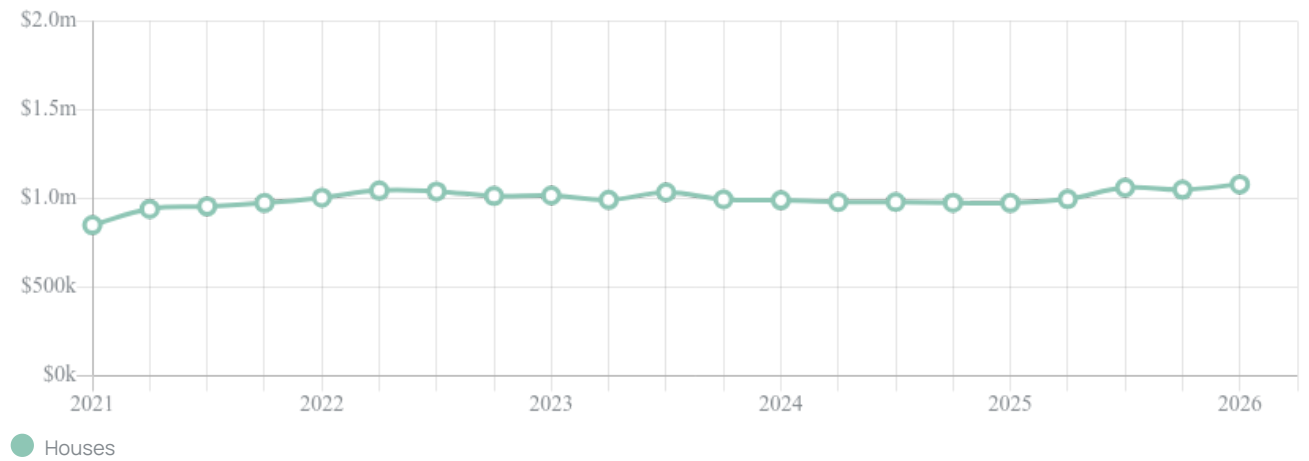
Median

\$1.08m

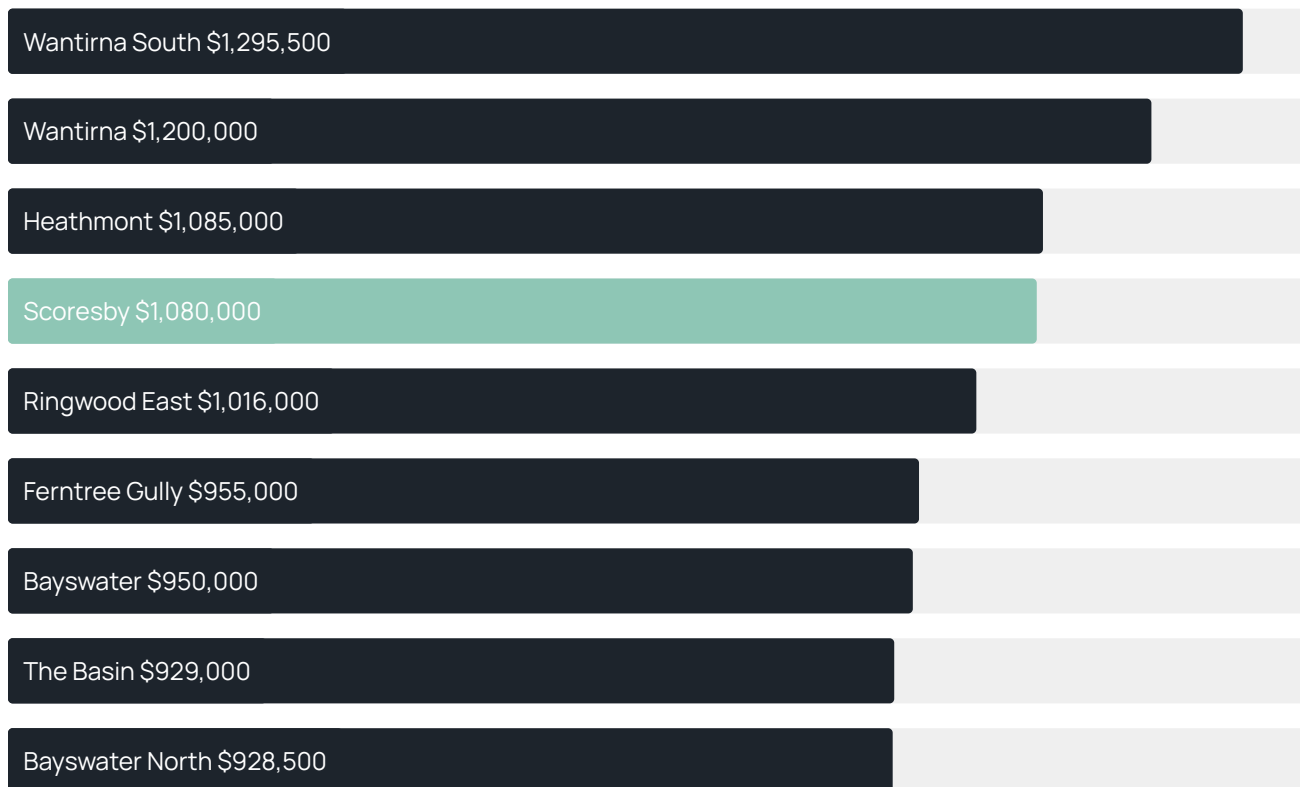
Quarterly price change

2.85% ↑

Quarterly price change<sup>1</sup>



### Median house price<sup>1</sup>



### Median unit price<sup>1</sup>



Sale method<sup>2</sup>



- Auction 64%
- Private 36%

Auction clearance rate<sup>3</sup>

85.71%

Median days on market<sup>3</sup>

25 days

Jellis Craig average inspection attendance per listing<sup>4</sup>

25 groups

Average hold period<sup>1</sup>

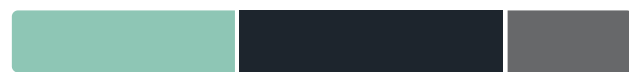
13.6 years

Dwelling type<sup>5</sup>



- Houses 96%
- Units 4%

Ownership<sup>5</sup>



- Owned outright 37%
- Mortgaged 43%
- Rented 20%

Population<sup>5</sup>

6,066

Median asking rent<sup>1</sup>

\$620 per week

Population growth<sup>5</sup>

0.73%

Rental yield<sup>1</sup>

3.25%

Median age<sup>5</sup>

40 years











Median household size<sup>5</sup>

2.8 people











SCORESBY SUBURB REPORT

## Recent Scoresby sales











Discover a snapshot of the most recent results for this suburb, to view the full 12 months of sales history, please go to [jellisraig.com.au/suburb-reports](http://jellisraig.com.au/suburb-reports)

Address	Bedrooms	Type	Price	Sold
 12 Della St SCORESBY	3	House	\$750,000	23 Apr 2026
 51 Grayson Dr Scoresby	3	House	\$905,000	16 Apr 2026
 76 Grayson Dr Scoresby	3	House	\$918,000	11 Apr 2026
 3 Raphael Ct Scoresby	4	House	\$1,088,800	02 Apr 2026
 2 El Greco Ct Scoresby	4	House	\$940,000	28 Mar 2026
 49 Orson St Scoresby	4	House	\$1,410,000	28 Mar 2026
 57 Arnold Dr Scoresby	3	House	\$1,008,800	18 Mar 2026
 9 Benedikt Ct Scoresby	4	House	\$997,500	14 Mar 2026
 5a Nevana St Scoresby	4	House	\$1,012,000	14 Mar 2026
 2/703 Stud Rd SCORESBY	2	House	\$710,000	12 Mar 2026

## SCORESBY SUBURB REPORT

Address	Bedrooms	Type	Price	Sold
 15 Collins Cl Scoresby	3	House	\$872,000	25 Feb 2026
 77 Grayson Dr SCORESBY	3	House	\$880,000	23 Feb 2026
 12/662 Stud Rd Scoresby	3	House	\$720,000	19 Feb 2026
 649 Stud Rd Scoresby	5	House	\$1,210,000	14 Feb 2026
 89 Berrabri Dr SCORESBY	4	House	\$1,160,000	07 Feb 2026
 13 Olga St Scoresby	3	House	\$940,000	07 Feb 2026
 1/7 Gilbert Ct Scoresby	3	Unit	\$800,000	06 Feb 2026
 1 Wattleview Rise Scoresby	4	House	\$1,350,000	31 Jan 2026
 140 George St Scoresby	3	House	\$1,080,000	31 Jan 2026
 25 Bewsell Av Scoresby	3	House	\$1,205,000	24 Jan 2026

## SCORESBY SUBURB REPORT

Address	Bedrooms	Type	Price	Sold
 1 Karabil Cl Scoresby	4	House	\$1,250,000	21 Jan 2026
 1/739 Stud Rd Scoresby	2	Strata Unit/Flat	\$675,000	26 Dec 2025
 15 Sara Rd Scoresby	3	House	\$903,000	24 Dec 2025
 90 Sheppard Dr Scoresby	4	House	\$1,300,000	20 Dec 2025
 14 Mccrae Cl Scoresby	4	House	\$980,000	16 Dec 2025
 86 George St Scoresby	3	House	\$955,000	15 Dec 2025
 66 George St Scoresby	4	House	\$1,152,100	13 Dec 2025
 3 Joelson Av Scoresby	5	House	\$985,000	06 Dec 2025
 14 Sheppard Dr Scoresby	3	House	\$1,001,000	06 Dec 2025
 4 The Close Scoresby	4	House	\$1,290,000	29 Nov 2025



Jellis Craig acknowledges and pays our respects to the Bunurong People, the Wadawurrung People, the Dja Dja Wurrung People and the Wurundjeri People as the Traditional Owners and original custodians of the lands on which Jellis Craig operates.

---

Data is current as of PDF generation date 01/05/2026

- 1 Property Data Online, updated quarterly for the past 12 months
- 2 Property Data Online, updated daily for the past 12 months
- 3 Property Data Online, updated daily for the past quarter
- 4 Jellis Craig's average inspection attendance per listing (houses) over the last 12 months, updated daily
- 5 2021 Australian Census
- 6 Property Data Online, updated daily

This publication contains data, analytics, statistics and other information supplied by PROPERTYDATAONLINE PTY LTD (PropertyData). The data provided in this publication is of a general nature and should not be construed as specific advice or relied upon in lieu of appropriate professional advice.

PropertyData relies upon data supplied by third parties and while the data is checked and reviewed, PropertyData does not warrant the accuracy or completeness of the information to the full extent permitted by the law and excludes all loss or damage howsoever arising (including through negligence) in connection with the data supplied by PropertyData. The State of Victoria owns the copyright in the Property Sales Data and reproduction of that data in any way without the consent of the State of Victoria will constitute a breach of the Copyright Act 1968 (cth). The State of Victoria does not warrant the accuracy or completeness of the Property Sales Data and any person using or relying upon such information does so on the basis that the State of Victoria accepts no responsibility or liability whatsoever for any errors, faults, defects or omissions in the information supplied.