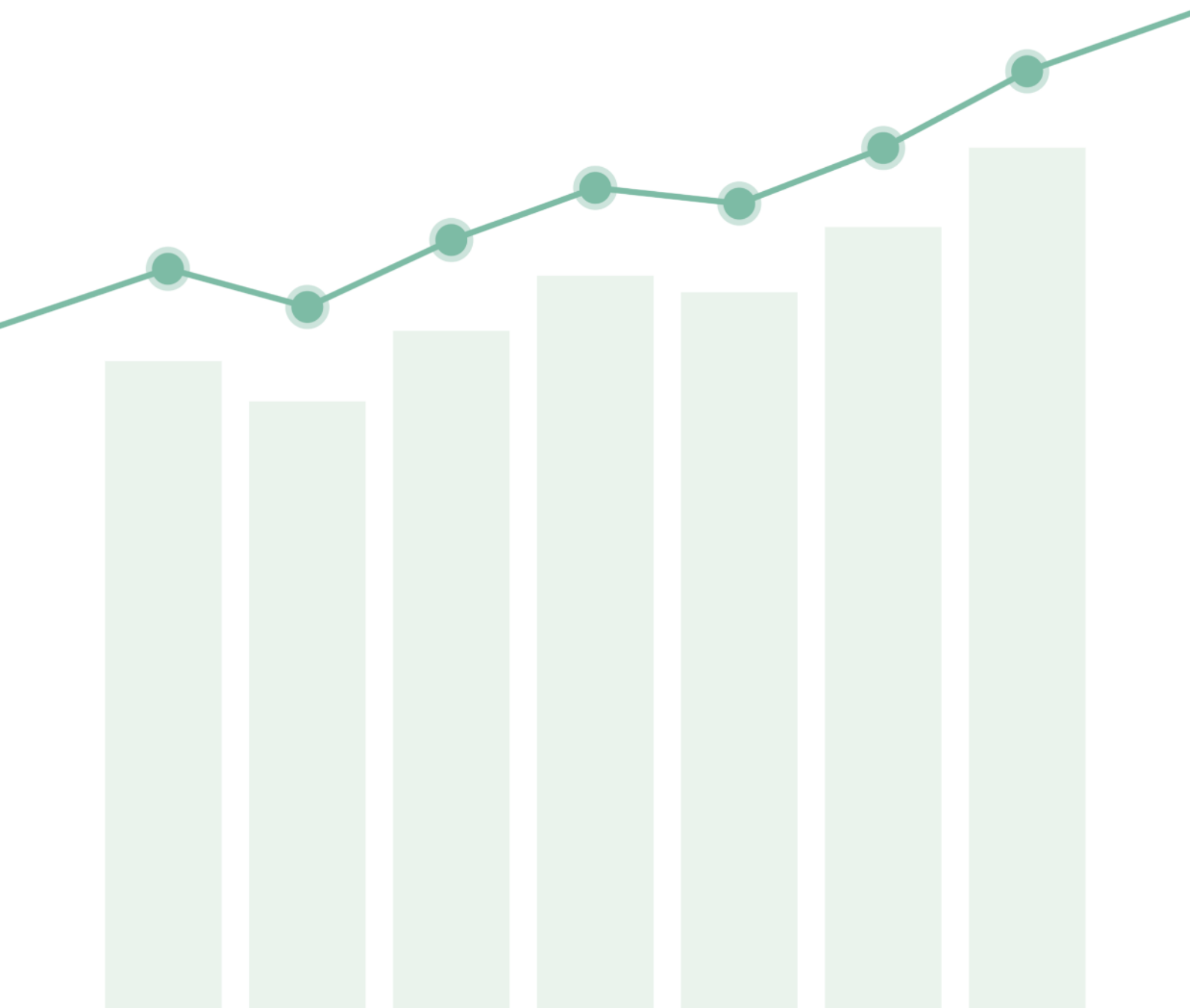


# JellisCraig

SEAHOLME

# Suburb Report

Know your neighbourhood.



SEAHOLME SUBURB REPORT

Median House Price\*

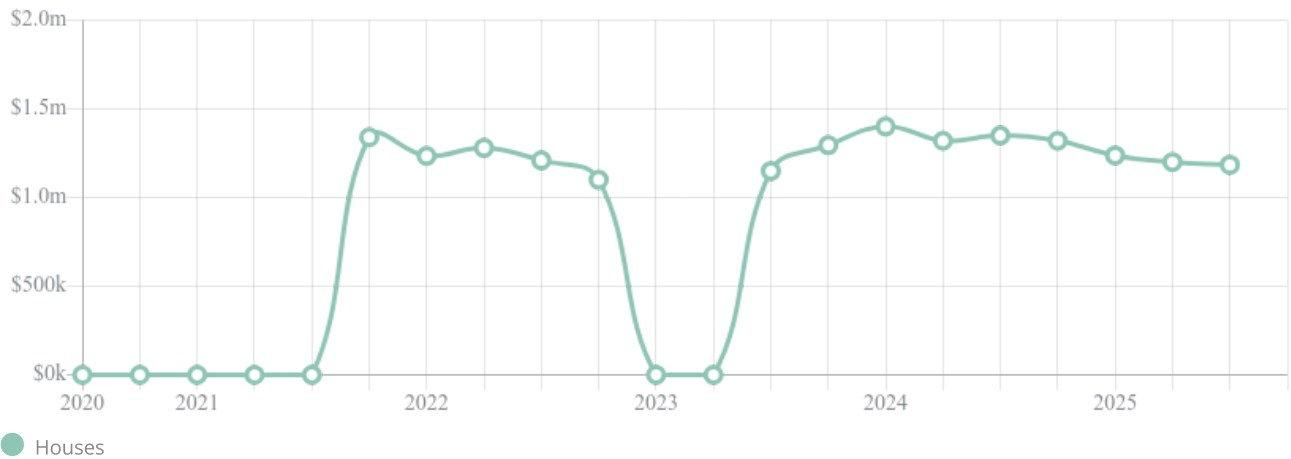
Median

\$1.19m

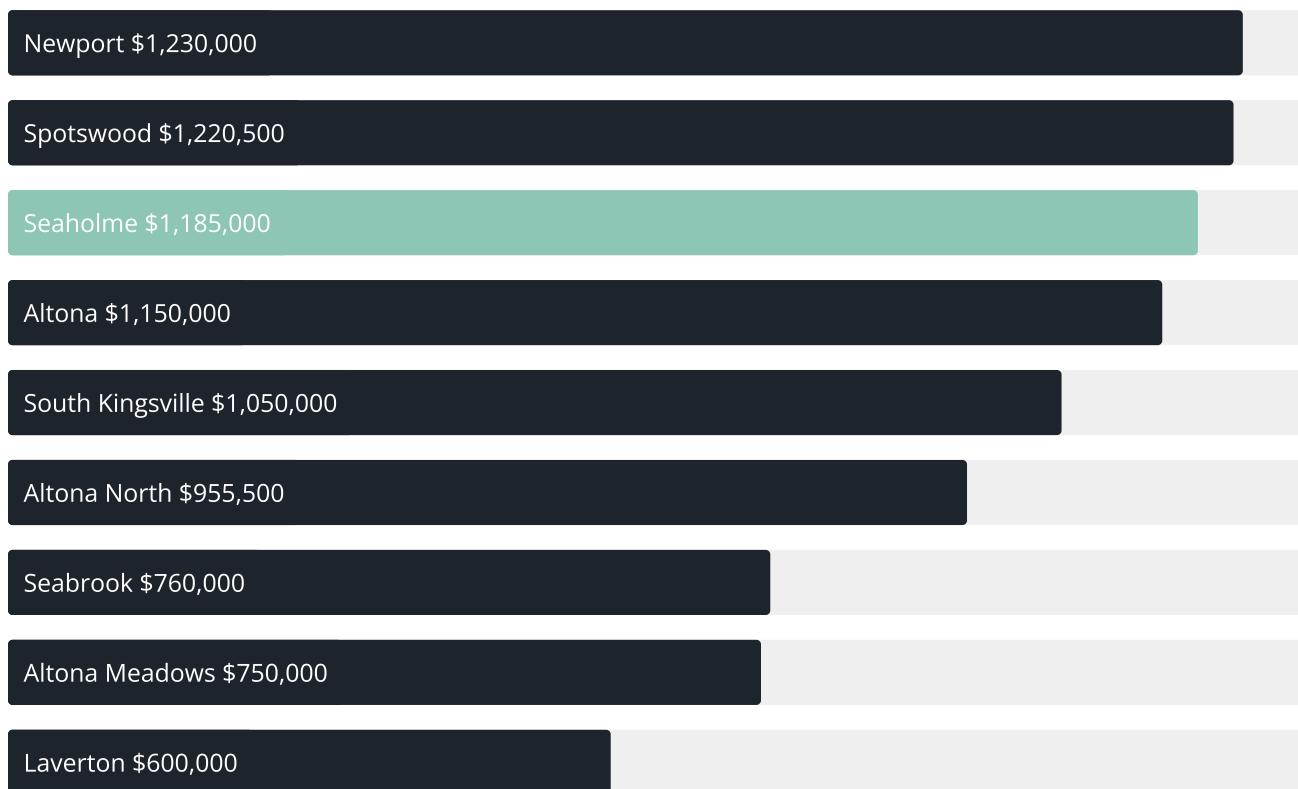
Quarterly Price Change

-1.25% ↓

Quarterly Price Change\*



## SEAHOLME SUBURB REPORT

Median House Sale Price<sup>\*</sup>Median Unit Sale Price<sup>\*</sup>

## SEAHOLME SUBURB REPORT

## Sale Method\*



● Auction 63%  
● Private 38%

## Auction Clearance Rate\*

100%

## Median Days on Market^

33 days

## Average Hold Period\*

6.2 years

## Dwelling Type^



● Houses 81% ● Units 19%

## Ownership^



● Owned Outright 47% ● Mortgaged 34% ● Rented 18%

## Population^

2,067

## Median Asking Rent per week\*

\$645

## Median Age^

43 years

## Rental Yield\*











2.89%

## Median Household Size^











2.5 people

## SEAHOLME SUBURB REPORT










Discover a snapshot of the most recent results for this suburb, to view the full 12 months of sales history, please go to [jellisrcraig.com.au/suburbinsights](https://jellisrcraig.com.au/suburbinsights)

Address	Bedrooms	Type	Price	Sold
 3/4 Acacia Av Seaholme	2	Townhouse	\$775,000	18 Oct 2025
 1 High St Seaholme	3	House	\$885,000	18 Oct 2025
 18 Seaview Cr Seaholme	4	House	\$1,670,000	14 Oct 2025
 1 Gloucester Ct Seaholme	3	House	\$1,350,000	09 Oct 2025
 35 Esplanade Seaholme	3	House	\$2,610,000	17 Sep 2025
 1 Garden Gr Seaholme	3	House	\$1,850,000	11 Sep 2025
 30 Waters Dr Seaholme	3	House	\$985,000	20 Aug 2025
 2a Stirling Av Seaholme	3	House	\$1,185,000	13 Aug 2025
 11A Sussex St Seaholme	7	House	\$1,500,000	26 Jul 2025
 49 Simmons Dr Seaholme	4	House	\$1,443,000	26 Jul 2025

## SEAHOLME SUBURB REPORT

Address	Bedrooms	Type	Price	Sold
 34 Noordenne Av Seaholme	4	House	\$960,000	20 Jul 2025
 19A Sussex St Seaholme	4	House	\$1,235,000	05 Jul 2025
 3/14 Jurga Ct Seaholme	1	Unit	\$350,000	25 Jun 2025
 94 Simmons Dr Seaholme	4	House	\$899,000	14 Jun 2025
 2/20 Millers Rd Seaholme	3	Unit	\$800,000	29 May 2025
 1/79 Waters Dr Seaholme	3	Townhouse	\$1,040,000	15 May 2025
 5 Nissen Ct Seaholme	3	House	\$1,000,000	01 May 2025
 8 Waters Dr Seaholme	3	House	\$1,090,000	24 Apr 2025
 7 Waratah St Seaholme	3	House	\$1,240,000	17 Apr 2025
 22 Waters Dr Seaholme	3	House	\$1,020,000	15 Apr 2025

## SEAHOLME SUBURB REPORT

Address	Bedrooms	Type	Price	Sold
 25 Waratah St Seaholme	5	House	\$1,710,000	08 Apr 2025
 3/24 Noordenne Av Seaholme	2	Unit	\$606,000	07 Apr 2025
 20 Station St Seaholme	3	House	\$1,185,000	03 Apr 2025
 74a Simmons Dr Seaholme	3	Townhouse	\$1,312,500	02 Apr 2025
 38 Queen St Seaholme	5	Townhouse	\$1,710,000	01 Mar 2025
 36 Waters Dr Seaholme	3	House	\$935,000	08 Feb 2025
 44 Waters Dr Seaholme	3	House	\$1,035,000	08 Feb 2025
 3 Simmons Dr SEAHOLME	3	House	\$1,110,000	02 Feb 2025
 2/15 Jurga Ct Seaholme	2	Unit	\$512,500	18 Dec 2024



Williamstown Office  
84 Ferguson Street, Williamstown  
03 8387 0000

[jellisraig.com.au](http://jellisraig.com.au)

Data is current as of PDF generation date 01/12/2025

\* Updated Quarterly for the past 12 months

^ Updated daily for the past quarter

~ Updated daily: 33 recent results.

This publication contains data, analytics, statistics and other information supplied by PROPERTYDATAONLINE PTY LTD (PropertyData). The data provided in this publication is of a general nature and should not be construed as specific advice or relied upon in lieu of appropriate professional advice.

PropertyData relies upon data supplied by third parties and while the data is checked and reviewed, PropertyData does not warrant the accuracy or completeness of the information to the full extent permitted by the law and excludes all loss or damage howsoever arising (including through negligence) in connection with the data supplied by PropertyData. The State of Victoria owns the copyright in the Property Sales Data and reproduction of that data in any way without the consent of the State of Victoria will constitute a breach of the Copyright Act 1968 (cth). The State of Victoria does not warrant the accuracy or completeness of the Property Sales Data and any person using or relying upon such information does so on the basis that the State of Victoria accepts no responsibility or liability whatsoever for any errors, faults, defects or omissions in the information supplied.