

JellisCraig

SEBASTOPOL

Suburb Report

Know your neighbourhood.



SEBASTOPOL SUBURB REPORT

Median House Price*

Median

\$440k

Quarterly Price Change

2.32% ↑

Median Unit Price*

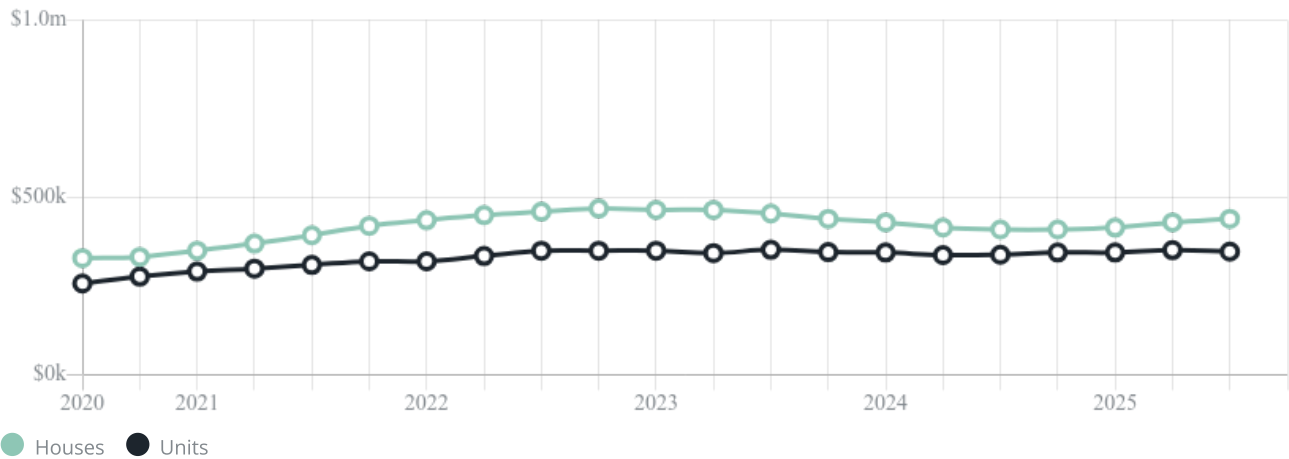
Median

\$348k

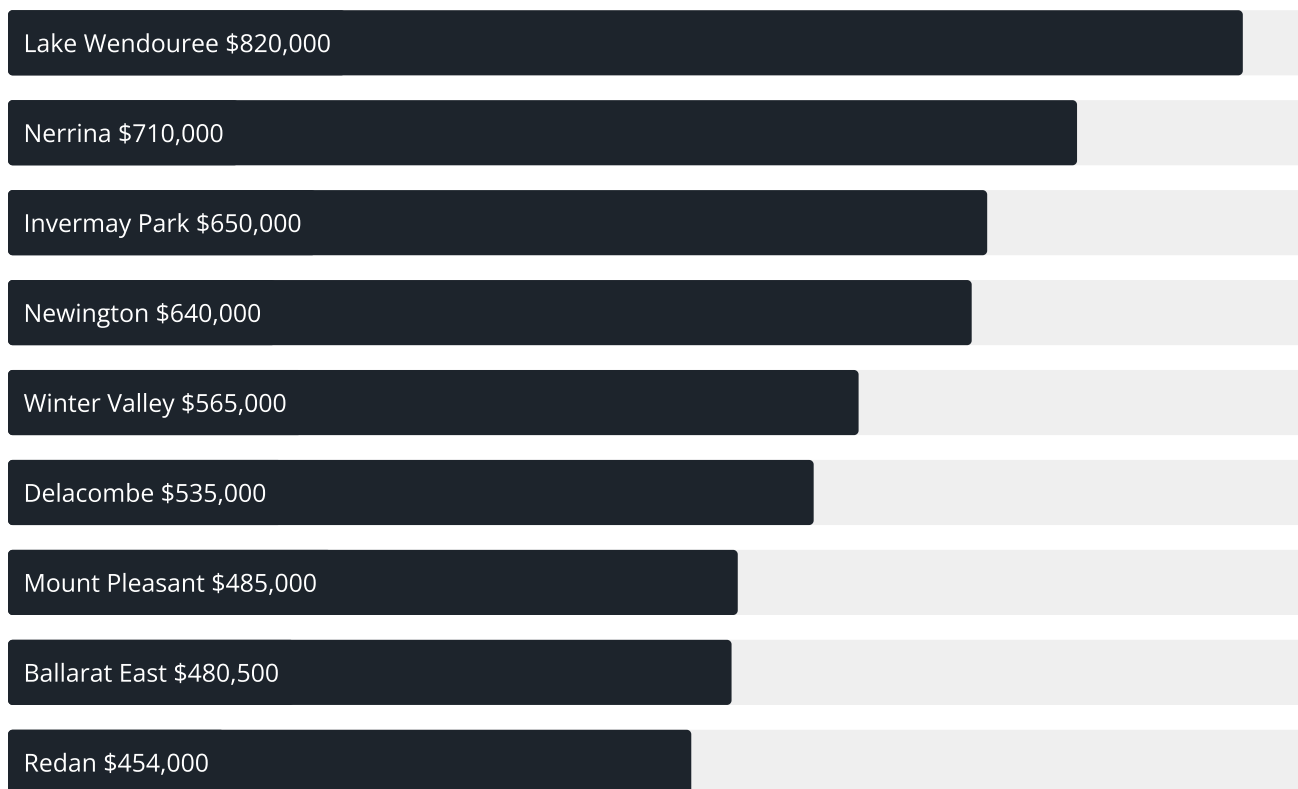
Quarterly Price Change

-1.13% ↓

Quarterly Price Change*



SEBASTOPOL SUBURB REPORT

Median House Sale Price^{*}Median Unit Sale Price^{*}

SEBASTOPOL SUBURB REPORT

Sale Method*



Auction 3%
Private 97%

Auction Clearance Rate*

100%

Median Days on Market^

19 days

Average Hold Period*

6.4 years

Dwelling Type^



Houses 73% Units 27%

Ownership^



Owned Outright 33% Mortgaged 31% Rented 36%

Population^

10,194

Median Asking Rent per week*

\$400

Population Growth^

1.61%

Rental Yield*

4.83%

Median Age^











39 years

Median Household Size^











2.1 people

SEBASTOPOL SUBURB REPORT











Discover a snapshot of the most recent results for this suburb, to view the full 12 months of sales history, please go to jellisicraig.com.au/suburbinsights

Address	Bedrooms	Type	Price	Sold
 34 Bonshaw Dr Sebastopol	3	House	\$615,000	24 Nov 2025
 30 Clarkson St Sebastopol	3	House	\$450,000	20 Nov 2025
 12 Bridge St Sebastopol	5	House	\$475,000	19 Nov 2025
 15 Domain Gdns Sebastopol	2	House	\$402,000	15 Nov 2025
 34 Jenkins Dr Sebastopol	3	House	\$555,000	13 Nov 2025
 53 Rowlands St Sebastopol	3	House	\$511,000	13 Nov 2025
 294 Vickers St Sebastopol	3	House	\$525,000	13 Nov 2025
 9 Parkgate La Sebastopol	3	House	\$515,000	13 Nov 2025
 1 Nanta Ct Sebastopol	3	House	\$446,150	12 Nov 2025
 86 Crown St Sebastopol	3	House	\$485,000	11 Nov 2025

SEBASTOPOL SUBURB REPORT

Address	Bedrooms	Type	Price	Sold
 511 Rubicon St Sebastopol	3	House	\$547,000	11 Nov 2025
 1/228 Albert St Sebastopol	2	Unit	\$361,150	11 Nov 2025
 34 Charlotte St Sebastopol	2	House	\$430,000	07 Nov 2025
 5/32 Edwards St Sebastopol	2	Townhouse	\$380,000	03 Nov 2025
 10 Nelson St Sebastopol	3	House	\$580,000	30 Oct 2025
 2-4 Edwards St Sebastopol	3	House	\$618,000	30 Oct 2025
 4 Whitta St Sebastopol	3	House	\$465,000	27 Oct 2025
 42 Albion St Sebastopol	4	House	\$655,000	26 Oct 2025
 23 Edwards St Sebastopol	3	House	\$416,000	24 Oct 2025
 223 Kossuth St Sebastopol	4	House	\$680,500	21 Oct 2025

SEBASTOPOL SUBURB REPORT

Address	Bedrooms	Type	Price	Sold
 170 Walker St Sebastopol	2	House	\$370,000	21 Oct 2025
 13 Ilvia Way Sebastopol	4	House	\$590,000	20 Oct 2025
 9 Josephine Way Sebastopol	3	House	\$525,600	17 Oct 2025
 18 Iona Dr Sebastopol	3	House	\$550,000	16 Oct 2025
 5 Rimmington Dr Sebastopol	3	House	\$581,000	15 Oct 2025
 16 Lawrence St Sebastopol	3	House	\$540,000	15 Oct 2025
 1 Star Ct Sebastopol	3	House	\$482,550	15 Oct 2025
 1 Baudinette Dr Sebastopol	4	House	\$570,000	14 Oct 2025
 209a Spencer St Sebastopol	3	House	\$440,000	14 Oct 2025
 137 Tait St Sebastopol	3	House	\$505,000	13 Oct 2025



Ballarat Office
1211 Sturt Street, Ballarat
03 5329 2500

jellisraig.com.au

Data is current as of PDF generation date 01/12/2025

* Updated Quarterly for the past 12 months

^ Updated daily for the past quarter

~ Updated daily: 33 recent results.

This publication contains data, analytics, statistics and other information supplied by PROPERTYDATAONLINE PTY LTD (PropertyData). The data provided in this publication is of a general nature and should not be construed as specific advice or relied upon in lieu of appropriate professional advice.

PropertyData relies upon data supplied by third parties and while the data is checked and reviewed, PropertyData does not warrant the accuracy or completeness of the information to the full extent permitted by the law and excludes all loss or damage howsoever arising (including through negligence) in connection with the data supplied by PropertyData. The State of Victoria owns the copyright in the Property Sales Data and reproduction of that data in any way without the consent of the State of Victoria will constitute a breach of the Copyright Act 1968 (cth). The State of Victoria does not warrant the accuracy or completeness of the Property Sales Data and any person using or relying upon such information does so on the basis that the State of Victoria accepts no responsibility or liability whatsoever for any errors, faults, defects or omissions in the information supplied.