



Seddon

Suburb Report



Your connection to property insights



JellisCraig

SEDDON SUBURB REPORT

Median house price¹

Median

\$1.13m

Quarterly price change

1.65% ↑

Median unit price¹

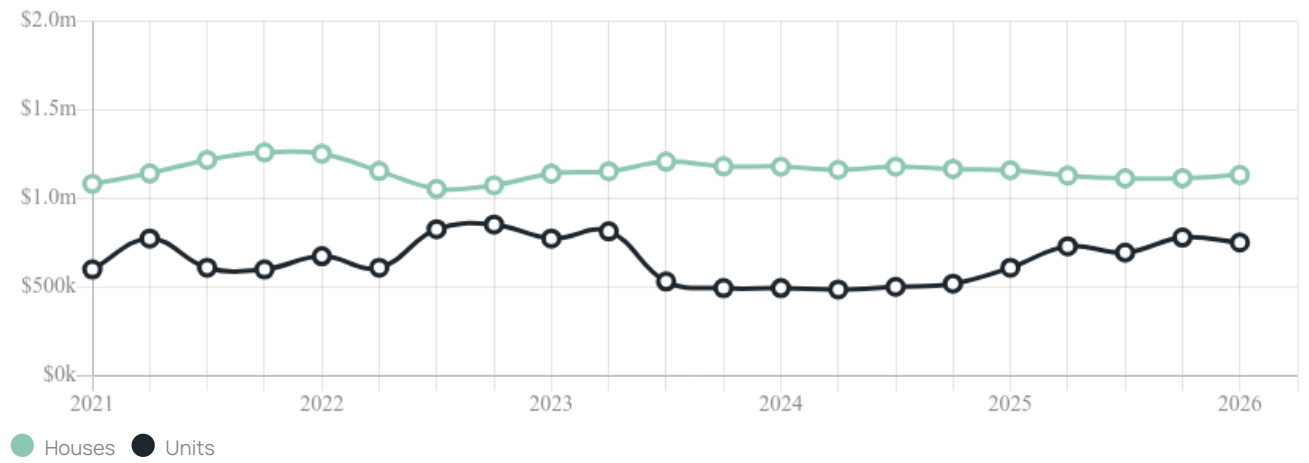
Median

\$752k

Quarterly price change

-3.58% ↓

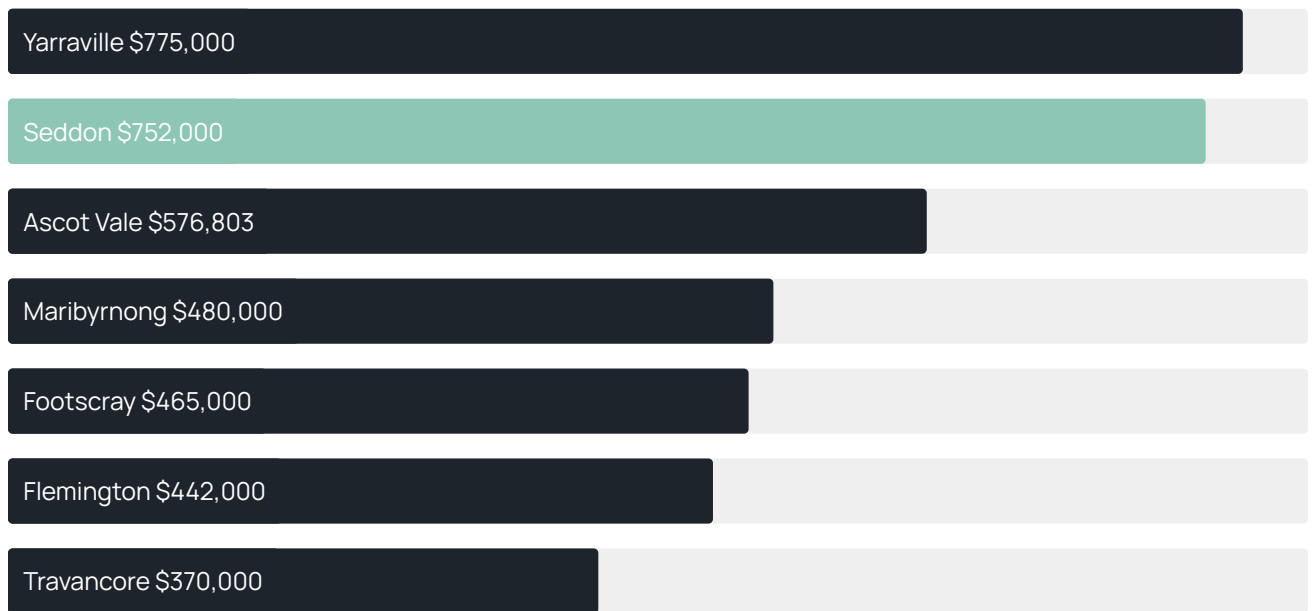
Quarterly price change¹



Median house price¹



Median unit price¹



Sale method²



● Auction 73%
● Private 27%

Auction clearance rate³

70.83%

Median days on market³

26 days

Jellis Craig average inspection attendance per listing⁴

26 groups

Average hold period¹

6.7 years

Dwelling type⁵



● Houses 67% ● Units 33%

Ownership⁵



● Owned outright 25% ● Mortgaged 40% ● Rented 35%

Population⁵

5,143

Median asking rent¹

\$700 per week

Median age⁵

36 years

Rental yield¹

2.87%











Median household size⁵

2.4 people











SEDDON SUBURB REPORT

Recent Seddon sales











Discover a snapshot of the most recent results for this suburb, to view the full 12 months of sales history, please go to jellisCraig.com.au/suburb-reports

Address	Bedrooms	Type	Price	Sold
 19/294 Nicholson St SEDDON	1	Apartment	\$320,000	20 Apr 2026
 24A Emma St Seddon	3	Townhouse	\$1,210,000	18 Apr 2026
 10 Seddon St Seddon	4	House	\$1,663,000	02 Apr 2026
 2/30 Sydenham St Seddon	2	Townhouse	\$680,000	02 Apr 2026
 74 Station Rd Seddon	3	House	\$1,100,000	31 Mar 2026
 44 Bayview Rd Seddon	5	House	\$2,675,000	28 Mar 2026
 5 Vigo St SEDDON	2	House	\$810,000	24 Mar 2026
 2/2 Bilston St Seddon	2	House	\$1,230,000	14 Mar 2026
 7 Kent St Seddon	3	House	\$1,270,000	11 Mar 2026
 1/21 Bellairs Av Seddon	2	Apartment	\$445,000	06 Mar 2026

SEDDON SUBURB REPORT

Address	Bedrooms	Type	Price	Sold
 27 Thomson St Seddon	2	House	\$1,135,000	05 Mar 2026
 49 Walter St Seddon	3	House	\$1,175,000	05 Mar 2026
 6 Bourke St Seddon	2	House	\$850,000	01 Mar 2026
 12 North St Seddon	3	House	\$1,461,000	28 Feb 2026
 2 Florence St Seddon	4	House	\$1,690,000	28 Feb 2026
 54 Station Rd Seddon	2	House	\$1,060,000	20 Feb 2026
 13 Walter St Seddon	3	House	\$1,000,000	17 Feb 2026
 42 Pentland Pde Seddon	2	House	\$1,246,000	14 Feb 2026
 35 Charles St Seddon	3	House	\$1,190,000	14 Feb 2026
 2/13 Bellairs Av Seddon	2	Townhouse	\$981,000	14 Feb 2026

SEDDON SUBURB REPORT

Address	Bedrooms	Type	Price	Sold
 27 Pilgrim St Seddon	3	House	\$1,286,000	11 Feb 2026
 34 Tennyson St Seddon	3	House	\$1,350,000	06 Feb 2026
 1/1b Sydenham St Seddon	2	Townhouse	\$784,000	05 Feb 2026
 82 Gamon St Seddon	2	House	\$1,005,000	05 Feb 2026
 155 Buckley St Seddon	2	House	\$645,000	31 Jan 2026
 26 John St Seddon	3	House	\$977,000	31 Jan 2026
 64 Charles St Seddon	2	House	\$983,000	22 Jan 2026
 74a Windsor St Seddon	4	House	\$1,350,000	19 Jan 2026
 17/181-183 Geelong Rd Seddon	1	Apartment	\$245,000	16 Jan 2026
 17/181 Geelong Rd Seddon	2	Flat/Unit/Apartment	\$245,000	13 Jan 2026



Jellis Craig Williamstown
84 Ferguson Street, Williamstown
03 8387 0000

Jellis Craig acknowledges and pays our respects to the Bunurong People, the Wadawurrung People, the Dja Dja Wurrung People and the Wurundjeri People as the Traditional Owners and original custodians of the lands on which Jellis Craig operates.

Data is current as of PDF generation date 01/05/2026

- 1 Property Data Online, updated quarterly for the past 12 months
- 2 Property Data Online, updated daily for the past 12 months
- 3 Property Data Online, updated daily for the past quarter
- 4 Jellis Craig's average inspection attendance per listing (houses) over the last 12 months, updated daily
- 5 2021 Australian Census
- 6 Property Data Online, updated daily

This publication contains data, analytics, statistics and other information supplied by PROPERTYDATAONLINE PTY LTD (PropertyData). The data provided in this publication is of a general nature and should not be construed as specific advice or relied upon in lieu of appropriate professional advice.

PropertyData relies upon data supplied by third parties and while the data is checked and reviewed, PropertyData does not warrant the accuracy or completeness of the information to the full extent permitted by the law and excludes all loss or damage howsoever arising (including through negligence) in connection with the data supplied by PropertyData. The State of Victoria owns the copyright in the Property Sales Data and reproduction of that data in any way without the consent of the State of Victoria will constitute a breach of the Copyright Act 1968 (cth). The State of Victoria does not warrant the accuracy or completeness of the Property Sales Data and any person using or relying upon such information does so on the basis that the State of Victoria accepts no responsibility or liability whatsoever for any errors, faults, defects or omissions in the information supplied.