

# JellisCraig

SOLDIERS HILL

# Suburb Report

Know your neighbourhood.



SOLDIERS HILL SUBURB REPORT

Median House Price\*

Median

\$570k

Quarterly Price Change

-5.08% ↓

Median Unit Price\*

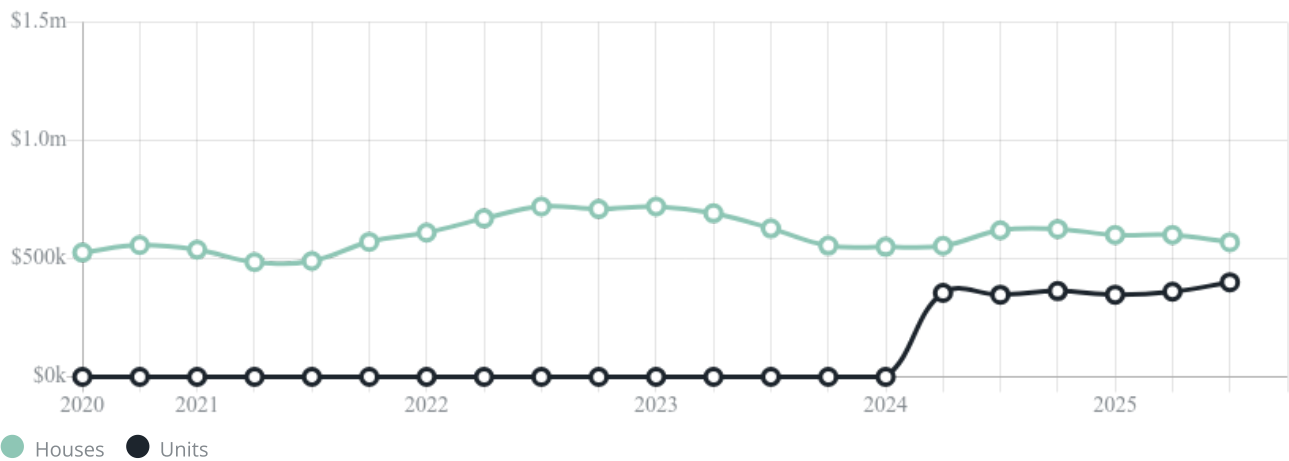
Median

\$400k

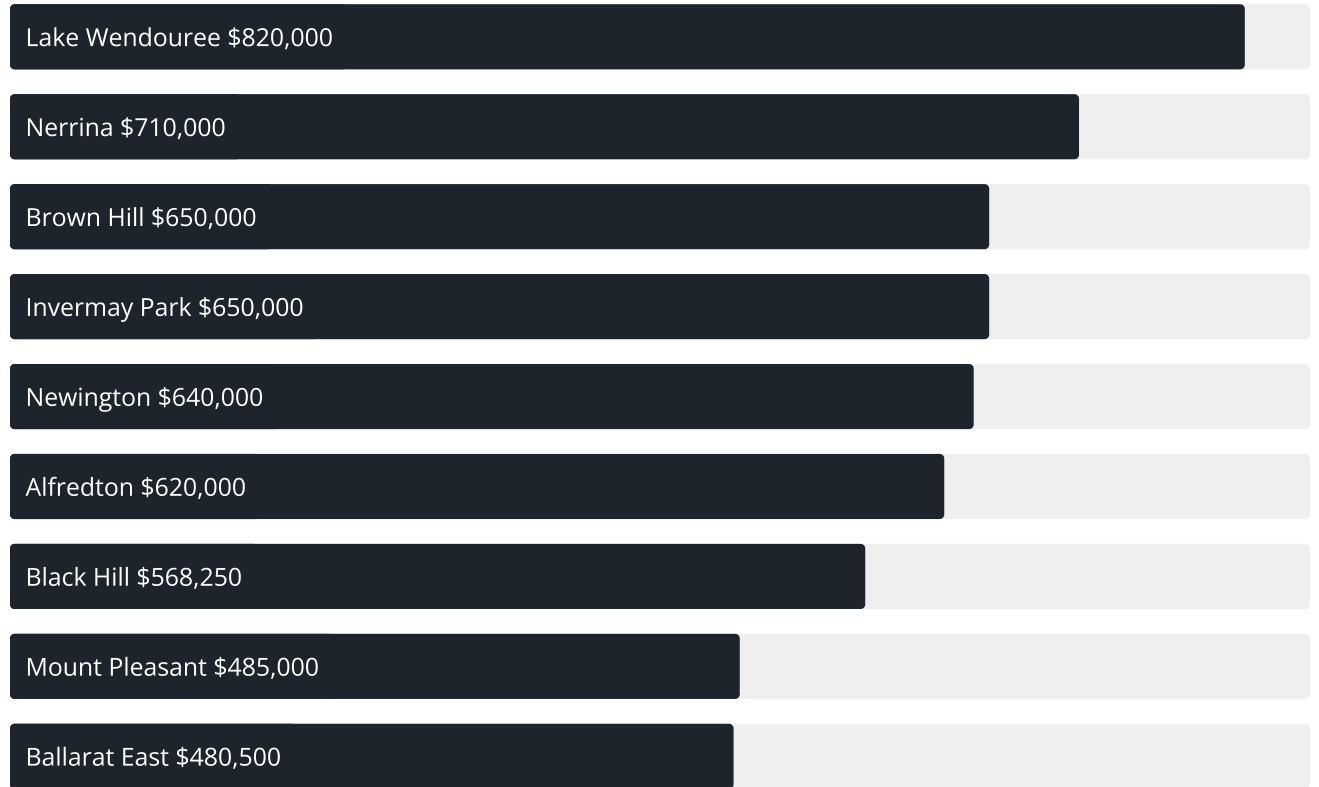
Quarterly Price Change

11.11% ↑

Quarterly Price Change\*



## SOLDIERS HILL SUBURB REPORT

Median House Sale Price<sup>\*</sup>Median Unit Sale Price<sup>\*</sup>

## SOLDIERS HILL SUBURB REPORT

Sale Method<sup>\*</sup>

● Private 100%

Median Days on Market<sup>^</sup>

28 days

Average Hold Period<sup>\*</sup>

5.3 years

Dwelling Type<sup>^</sup>

● Houses 84% ● Units 16%

Ownership<sup>^</sup>

● Owned Outright 32% ● Mortgaged 32% ● Rented 36%

Population<sup>^</sup>

2,813

Median Asking Rent per week<sup>\*</sup>

\$400

Population Growth<sup>^</sup>

0.36%

Rental Yield<sup>\*</sup>

3.32%

Median Age<sup>^</sup>











40 years

Median Household Size<sup>^</sup>











2.2 people

## SOLDIERS HILL SUBURB REPORT











Discover a snapshot of the most recent results for this suburb, to view the full 12 months of sales history, please go to [jellisrcraig.com.au/suburbinsights](https://jellisrcraig.com.au/suburbinsights)

Address	Bedrooms	Type	Price	Sold
 108 Clyde St SOLDIERS HILL	2	House	\$620,000	13 Nov 2025
 527 Armstrong St.N Soldiers Hill	2	House	\$600,000	12 Nov 2025
 107 Seymour St Soldiers Hill	4	House	\$1,045,000	11 Nov 2025
 206 Chisholm St Soldiers Hill	3	House	\$705,000	17 Oct 2025
 3 Macarthur St Soldiers Hill	3	House	\$812,000	15 Oct 2025
 4 Mitchell Ct Soldiers Hill	3	House	\$642,000	13 Oct 2025
 211 Chisholm St Soldiers Hill	3	House	\$674,000	10 Oct 2025
 324 Armstrong St.N SOLDIERS HILL	4	House	\$825,000	07 Oct 2025
 207 Havelock St Soldiers Hill	1	House	\$417,000	06 Oct 2025
 310 Lydiard St Soldiers Hill	1	House	\$1,010,000	03 Oct 2025

## SOLDIERS HILL SUBURB REPORT

Address	Bedrooms	Type	Price	Sold
 708 Lydiard St Soldiers Hill	3	House	\$715,000	25 Sep 2025
 324 Armstrong St Soldiers Hill	4	House	\$825,000	25 Sep 2025
 Lydiard St Soldiers Hill	3	House	\$2,700,000	24 Sep 2025
 608 Howard St Soldiers Hill	3	House	\$365,000	23 Sep 2025
 5/714 Gregory St Soldiers Hill	3	Townhouse	\$475,000	23 Sep 2025
 517 Howitt St Soldiers Hill	3	House	\$495,000	23 Sep 2025
 526 Armstrong St Soldiers Hill	3	House	\$645,000	19 Sep 2025
 526 Armstrong St.N Soldiers Hill	3	House	\$645,000	19 Sep 2025
 103 Comb St Soldiers Hill	3	House	\$510,000	16 Sep 2025
 520 Doveton St Soldiers Hill	3	House	\$500,000	11 Sep 2025

## SOLDIERS HILL SUBURB REPORT

Address	Bedrooms	Type	Price	Sold
 2/504 Lydiard St Soldiers Hill	2	House	\$435,000	09 Sep 2025
 817 Doveton St.N Soldiers Hill	2	House	\$525,000	26 Aug 2025
 210a Clyde St Soldiers Hill	0	Land	\$340,000	26 Aug 2025
 304 Ligar St Soldiers Hill	3	House	\$495,000	21 Aug 2025
 319 Armstrong St.N Soldiers Hill	3	House	\$435,000	19 Aug 2025
 512 Armstrong St.N Soldiers Hill	3	House	\$840,000	18 Aug 2025
 317 Armstrong St Soldiers Hill	3	House	\$566,000	18 Aug 2025
 506 Gregory St SOLDIERS HILL	3	House	\$665,000	15 Aug 2025
 33 Little Clyde St SOLDIERS HILL	3	House	\$530,000	13 Aug 2025
 415 Havelock St Soldiers Hill	3	House	\$460,000	12 Aug 2025



Ballarat Office  
1211 Sturt Street, Ballarat  
03 5329 2500

[jellisraig.com.au](http://jellisraig.com.au)

Data is current as of PDF generation date 01/12/2025

\* Updated Quarterly for the past 12 months

^ Updated daily for the past quarter

~ Updated daily: 33 recent results.

This publication contains data, analytics, statistics and other information supplied by PROPERTYDATAONLINE PTY LTD (PropertyData). The data provided in this publication is of a general nature and should not be construed as specific advice or relied upon in lieu of appropriate professional advice.

PropertyData relies upon data supplied by third parties and while the data is checked and reviewed, PropertyData does not warrant the accuracy or completeness of the information to the full extent permitted by the law and excludes all loss or damage howsoever arising (including through negligence) in connection with the data supplied by PropertyData. The State of Victoria owns the copyright in the Property Sales Data and reproduction of that data in any way without the consent of the State of Victoria will constitute a breach of the Copyright Act 1968 (cth). The State of Victoria does not warrant the accuracy or completeness of the Property Sales Data and any person using or relying upon such information does so on the basis that the State of Victoria accepts no responsibility or liability whatsoever for any errors, faults, defects or omissions in the information supplied.