



Soldiers Hill

Suburb Report



Your connection to property insights



JellisCraig

SOLDIERS HILL SUBURB REPORT

Median house price¹

Median

\$570k

Quarterly price change

-5.08% ↓

Median unit price¹

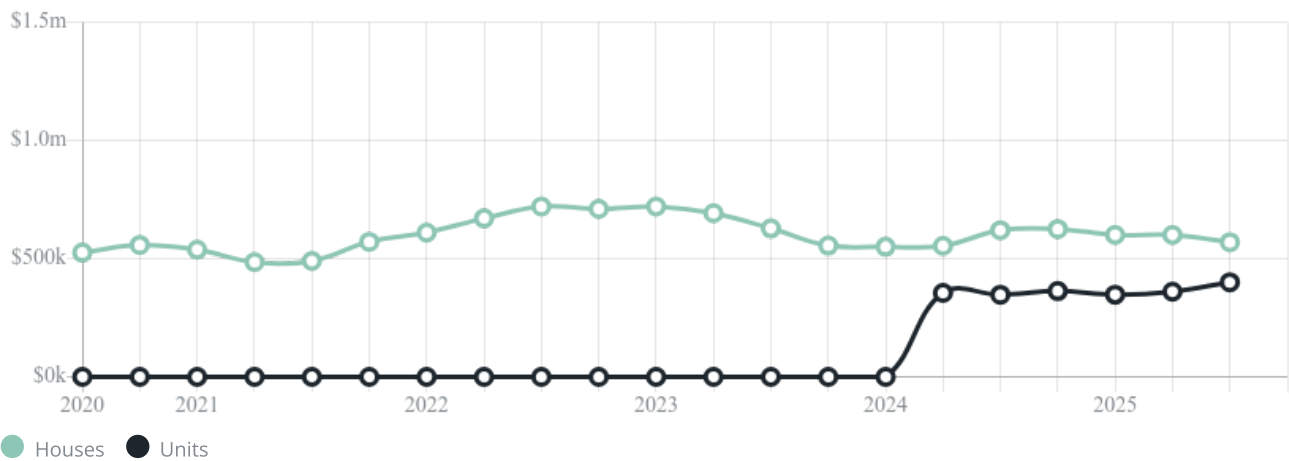
Median

\$400k

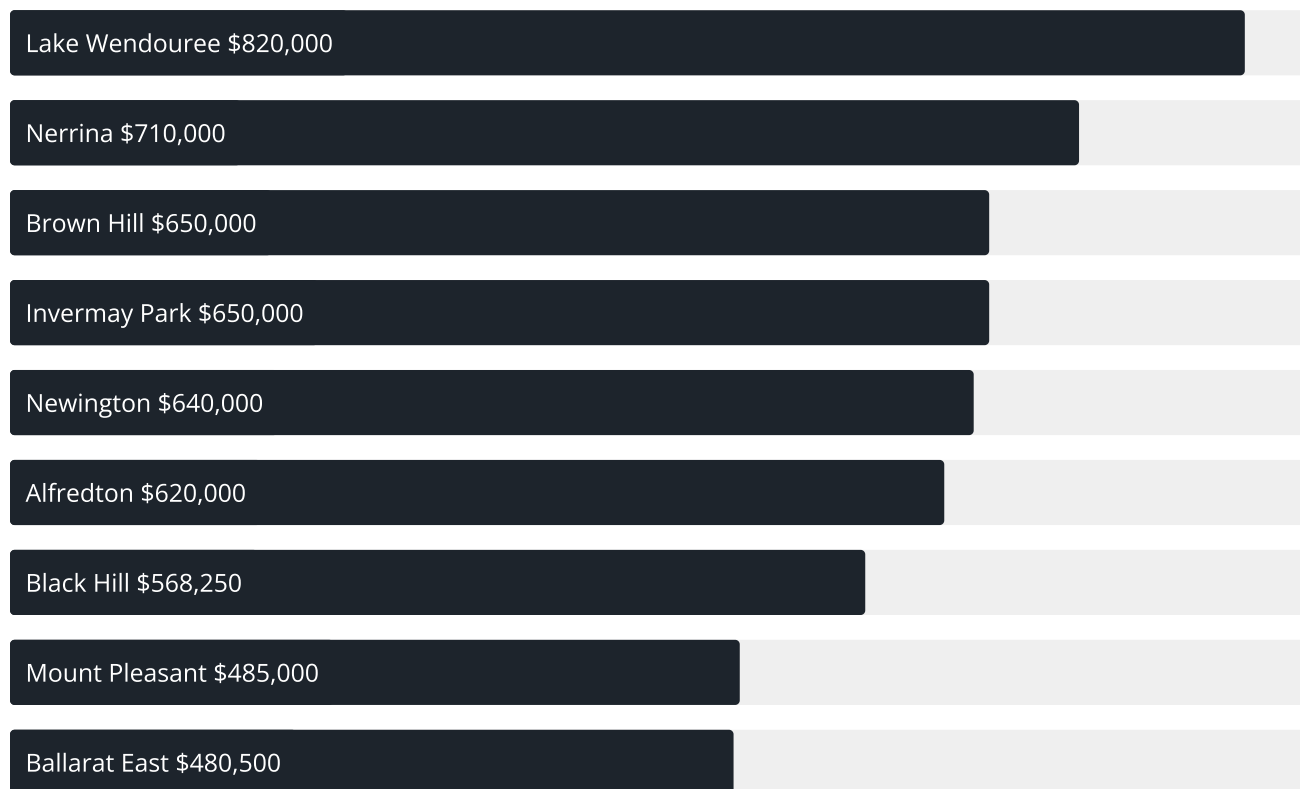
Quarterly price change

11.11% ↑

Quarterly price change¹



SOLDIERS HILL SUBURB REPORT

Median house price¹Median unit price¹

Sale method²

● Auction 6%
● Private 94%

Auction clearance rate³

50%

Median days on market³

31 days

Average hold period¹

5.3 years

Dwelling type⁵

● Houses 84% ● Units 16%

Ownership⁵

● Owned outright 32% ● Mortgaged 32% ● Rented 36%

Population⁵

2,813

Median asking rent¹

\$400 per week

Population growth⁵

0.36%

Rental yield¹

3.32%

Median age⁵

40 years











Median household size⁵

2.2 people











SOLDIERS HILL SUBURB REPORT

Recent Soldiers Hill sales











Discover a snapshot of the most recent results for this suburb, to view the full 12 months of sales history, please go to jellisecraig.com.au/suburb-reports

Address	Bedrooms	Type	Price	Sold
 303 Ligar St Soldiers Hill	2	House	\$440,000	22 Dec 2025
 101 Comb St Soldiers Hill	3	House	\$532,000	20 Dec 2025
 201 Clarendon St Soldiers Hill	4	House	\$635,000	18 Dec 2025
 12 Chisholm St Soldiers Hill	3	House	\$910,000	16 Dec 2025
 806 Doveton St.N Soldiers Hill	3	House	\$550,000	15 Dec 2025
 406 Lydiard St.N Soldiers Hill	3	House	\$550,000	12 Dec 2025
 210 Brougham St Soldiers Hill	3	House	\$615,000	10 Dec 2025
 709 Gregory St Soldiers Hill	3	House	\$765,000	08 Dec 2025
 106 Howard St Soldiers Hill	3	House	\$830,000	05 Dec 2025
 1 Brougham St SOLDIERS HILL	3	House	\$745,000	01 Dec 2025

SOLDIERS HILL SUBURB REPORT

Address	Bedrooms	Type	Price	Sold
 807A Doveton St Soldiers Hill	2	House	\$525,000	28 Nov 2025
 708 Doveton St Soldiers Hill	3	House	\$535,500	20 Nov 2025
 212 Clyde St Soldiers Hill	4	House	\$810,000	15 Nov 2025
 108 Clyde St SOLDIERS HILL	2	House	\$620,000	13 Nov 2025
 527 Armstrong St.N Soldiers Hill	2	House	\$600,000	12 Nov 2025
 107 Seymour St Soldiers Hill	4	House	\$1,045,000	11 Nov 2025
 405 Armstrong St Soldiers Hill	3	House	\$842,250	04 Nov 2025
 816 Doveton St Soldiers Hill	2	House	\$515,000	30 Oct 2025
 206 Chisholm St Soldiers Hill	3	House	\$705,000	17 Oct 2025
 115 Clyde St Soldiers Hill	1	House	\$435,000	17 Oct 2025

SOLDIERS HILL SUBURB REPORT

Address	Bedrooms	Type	Price	Sold
 3 Macarthur St Soldiers Hill	3	House	\$812,000	15 Oct 2025
 1/301 Havelock St Soldiers Hill	2	Flat/Unit/Apartment	\$475,000	15 Oct 2025
 706 Doveton St Soldiers Hill	2	House	\$490,000	14 Oct 2025
 4 Mitchell Ct Soldiers Hill	3	House	\$642,000	13 Oct 2025
 211 Chisholm St Soldiers Hill	3	House	\$674,000	10 Oct 2025
 324 Armstrong St.N SOLDIERS HILL	4	House	\$825,000	07 Oct 2025
 207 Havelock St Soldiers Hill	1	House	\$417,000	06 Oct 2025
 310 Lydiard St Soldiers Hill	1	House	\$1,010,000	03 Oct 2025
 708 Lydiard St Soldiers Hill	3	House	\$715,000	25 Sep 2025
 324 Armstrong St Soldiers Hill	4	House	\$825,000	25 Sep 2025



Jellis Craig Ballarat
1211 Sturt Street, Ballarat
03 5329 2500

Jellis Craig acknowledges and pays our respects to the Bunurong People, the Wadawurrung People, the Dja Dja Wurrung People and the Wurundjeri People as the Traditional Owners and original custodians of the lands on which Jellis Craig operates.

Data is current as of PDF generation date 08/01/2026

- 1 Property Data Online, updated quarterly for the past 12 months
- 2 Property Data Online, updated daily for the past 12 months
- 3 Property Data Online, updated daily for the past quarter
- 4 Jellis Craig's average inspection attendance per listing (houses) over the last 12 months, updated daily
- 5 2021 Australian Census
- 6 Property Data Online, updated daily

This publication contains data, analytics, statistics and other information supplied by PROPERTYDATAONLINE PTY LTD (PropertyData). The data provided in this publication is of a general nature and should not be construed as specific advice or relied upon in lieu of appropriate professional advice.

PropertyData relies upon data supplied by third parties and while the data is checked and reviewed, PropertyData does not warrant the accuracy or completeness of the information to the full extent permitted by the law and excludes all loss or damage howsoever arising (including through negligence) in connection with the data supplied by PropertyData. The State of Victoria owns the copyright in the Property Sales Data and reproduction of that data in any way without the consent of the State of Victoria will constitute a breach of the Copyright Act 1968 (cth). The State of Victoria does not warrant the accuracy or completeness of the Property Sales Data and any person using or relying upon such information does so on the basis that the State of Victoria accepts no responsibility or liability whatsoever for any errors, faults, defects or omissions in the information supplied.