



Soldiers Hill

Suburb Report



Your connection to property insights



JellisCraig

SOLDIERS HILL SUBURB REPORT

Median house price¹

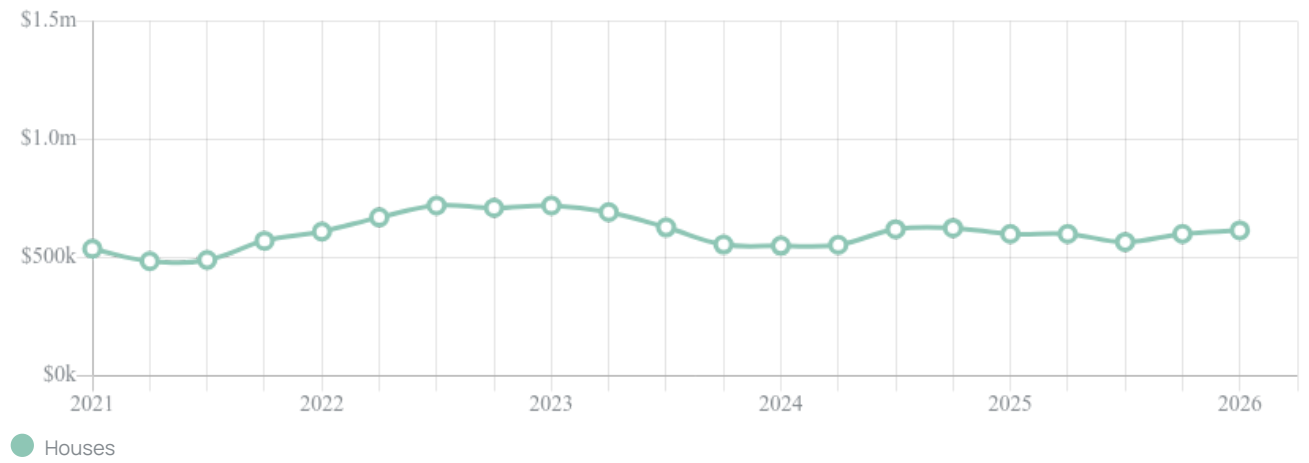
Median

\$615k

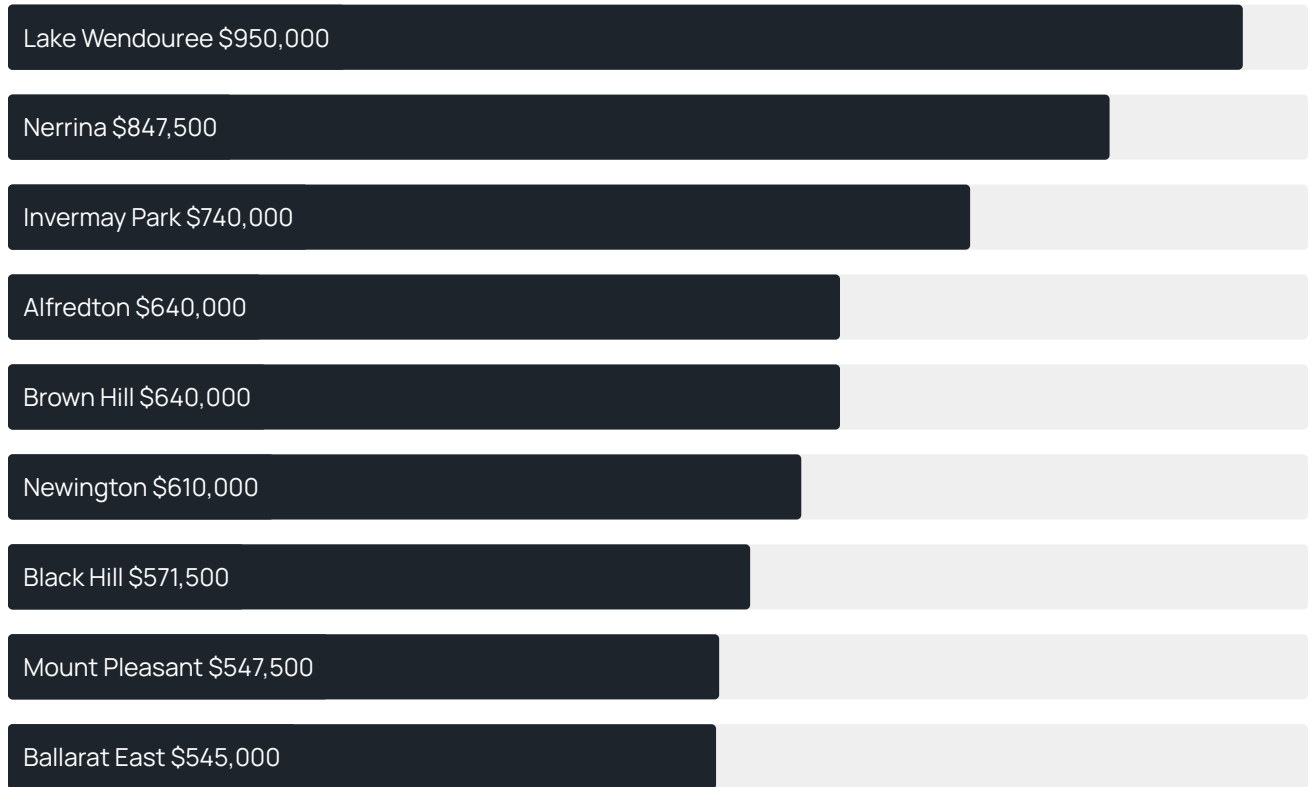
Quarterly price change

2.50% ↑

Quarterly price change¹



Median house price¹



Median unit price¹



Sale method²



● Private 100%

Median days on market³

46 days

Average hold period¹

5.3 years

Dwelling type⁵



● Houses 84% ● Units 16%

Ownership⁵



● Owned outright 32% ● Mortgaged 32% ● Rented 36%

Population⁵

2,813

Median asking rent¹

\$410 per week

Population growth⁵

0.36%

Rental yield¹

3.32%

Median age⁵

40 years











Median household size⁵

2.2 people











SOLDIERS HILL SUBURB REPORT

Recent Soldiers Hill sales











Discover a snapshot of the most recent results for this suburb, to view the full 12 months of sales history, please go to jellisCraig.com.au/suburb-reports

Address	Bedrooms	Type	Price	Sold
 414b Lydiard St.N Soldiers Hill	3	Townhouse	\$670,000	26 Jun 2026
 506a Howard St Soldiers Hill	2	House	\$520,000	25 Jun 2026
 1/6 Wood St Soldiers Hill	3	House	\$600,000	12 Jun 2026
 704 Ligar St Soldiers Hill	4	House	\$985,000	29 May 2026
 1/402 Doveton St.N Soldiers Hill	3	House	\$619,000	27 May 2026
 110 Seymour St Soldiers Hill	3	House	\$720,000	19 May 2026
 409 Ligar St Soldiers Hill	3	House	\$650,000	14 May 2026
 107 Clyde St Soldiers Hill	3	House	\$540,000	05 May 2026
 412 Lydiard St.N Soldiers Hill	2	House	\$605,000	04 May 2026
 412 Lydiard St Soldiers Hill	2	House	\$605,000	04 May 2026

SOLDIERS HILL SUBURB REPORT

Address	Bedrooms	Type	Price	Sold
 4/502 Lydiard St. N Soldiers Hill	2	Townhouse	\$494,259	01 May 2026
 223 Clyde St SOLDIERS HILL	3	House	\$675,000	21 Apr 2026
 24 Seymour Cr Soldiers Hill	3	House	\$645,000	15 Apr 2026
 107 Chisholm St Soldiers Hill	5	House	\$735,000	13 Apr 2026
 4/714 Gregory St Soldiers Hill	3	Flat/Unit/Apartment	\$555,000	04 Apr 2026
 206 Brougham St Soldiers Hill	3	House	\$900,000	02 Apr 2026
 6 Brougham St Soldiers Hill	2	House	\$610,000	01 Apr 2026
 3/204 Chisholm St Soldiers Hill	2	Townhouse	\$520,000	31 Mar 2026
 801 Gregory St Soldiers Hill	3	House	\$775,000	30 Mar 2026
 412A Lydiard St Soldiers Hill	3	House	\$672,000	29 Mar 2026

SOLDIERS HILL SUBURB REPORT

Address	Bedrooms	Type	Price	Sold
 9 Howard St Soldiers Hill	4	House	\$965,000	27 Mar 2026
 803 Havelock St Soldiers Hill	3	House	\$548,000	23 Mar 2026
 813 Doveton St.N Soldiers Hill	2	House	\$417,000	23 Mar 2026
 303 Doveton St Soldiers Hill	3	House	\$390,000	20 Mar 2026
 3/417 Havelock St Soldiers Hill	2	Townhouse	\$490,000	12 Mar 2026
 333 Lydiard St Soldiers Hill	4	House	\$950,000	04 Mar 2026
 326 Ligar St Soldiers Hill	3	House	\$485,000	03 Mar 2026
 202 Brougham St Soldiers Hill	3	House	\$595,000	02 Mar 2026
 203 Howitt St Soldiers Hill	3	House	\$787,500	27 Feb 2026
 103 Howitt St Soldiers Hill	3	House	\$675,000	20 Feb 2026



Jellis Craig Ballarat
1211 Sturt Street, Ballarat
03 5329 2500

Jellis Craig acknowledges and pays our respects to the Bunurong People, the Wadawurrung People, the Dja Dja Wurrung People and the Wurundjeri People as the Traditional Owners and original custodians of the lands on which Jellis Craig operates.

Data is current as of PDF generation date 01/07/2026

- 1 Property Data Online, updated quarterly for the past 12 months
- 2 Property Data Online, updated daily for the past 12 months
- 3 Property Data Online, updated daily for the past quarter
- 4 Jellis Craig's average inspection attendance per listing (houses) over the last 12 months, updated daily
- 5 2021 Australian Census
- 6 Property Data Online, updated daily

This publication contains data, analytics, statistics and other information supplied by PROPERTYDATAONLINE PTY LTD (PropertyData). The data provided in this publication is of a general nature and should not be construed as specific advice or relied upon in lieu of appropriate professional advice.

PropertyData relies upon data supplied by third parties and while the data is checked and reviewed, PropertyData does not warrant the accuracy or completeness of the information to the full extent permitted by the law and excludes all loss or damage howsoever arising (including through negligence) in connection with the data supplied by PropertyData. The State of Victoria owns the copyright in the Property Sales Data and reproduction of that data in any way without the consent of the State of Victoria will constitute a breach of the Copyright Act 1968 (cth). The State of Victoria does not warrant the accuracy or completeness of the Property Sales Data and any person using or relying upon such information does so on the basis that the State of Victoria accepts no responsibility or liability whatsoever for any errors, faults, defects or omissions in the information supplied.