



Soldiers Hill

Suburb Report



Your connection to property insights



JellisCraig

SOLDIERS HILL SUBURB REPORT

Median house price¹

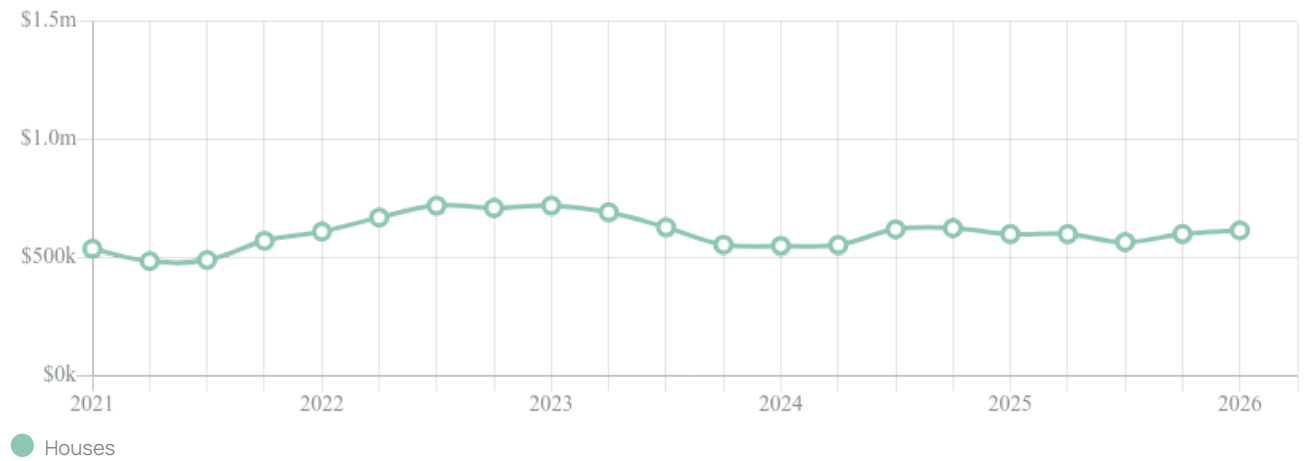
Median

\$615k

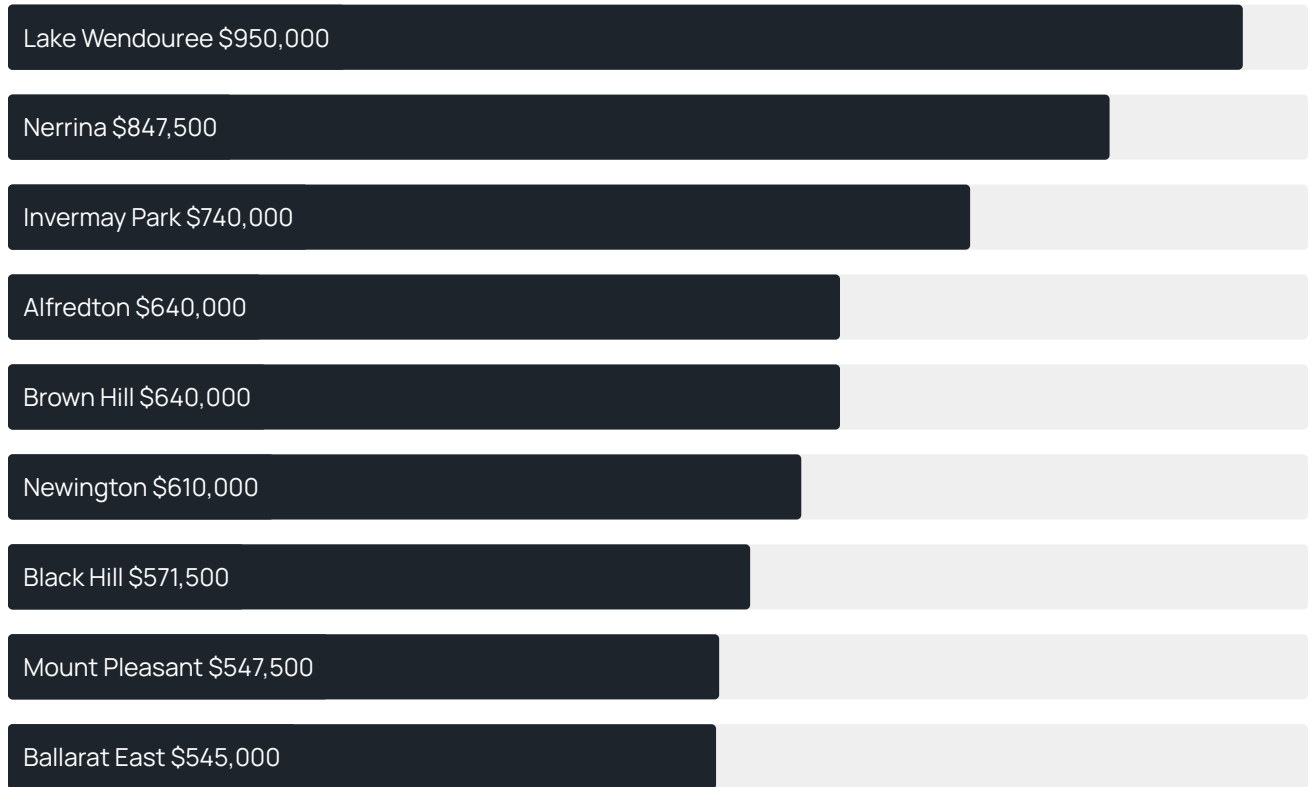
Quarterly price change

2.50% ↑

Quarterly price change¹



Median house price¹



Median unit price¹



Sale method²



- Auction 11%
- Private 89%

Median days on market³

62 days

Average hold period¹

5.3 years

Dwelling type⁵



- Houses 84%
- Units 16%

Ownership⁵



- Owned outright 32%
- Mortgaged 32%
- Rented 36%

Population⁵

2,813

Median asking rent¹

\$410 per week

Population growth⁵

0.36%

Rental yield¹

3.32%

Median age⁵

40 years











Median household size⁵

2.2 people











SOLDIERS HILL SUBURB REPORT

Recent Soldiers Hill sales











Discover a snapshot of the most recent results for this suburb, to view the full 12 months of sales history, please go to jellisraig.com.au/suburb-reports

Address	Bedrooms	Type	Price	Sold
 24 Seymour Cr Soldiers Hill	3	House	\$645,000	27 Apr 2026
 206 Brougham St Soldiers Hill	3	House	\$900,000	02 Apr 2026
 3/204 Chisholm St Soldiers Hill	2	Townhouse	\$520,000	31 Mar 2026
 801 Gregory St Soldiers Hill	3	House	\$775,000	30 Mar 2026
 412A Lydiard St Soldiers Hill	3	House	\$672,000	29 Mar 2026
 9 Howard St Soldiers Hill	4	House	\$965,000	27 Mar 2026
 803 Havelock St Soldiers Hill	3	House	\$548,000	23 Mar 2026
 813 Doveton St.N Soldiers Hill	2	House	\$417,000	23 Mar 2026
 3/417 Havelock St Soldiers Hill	2	Townhouse	\$490,000	12 Mar 2026
 333 Lydiard St Soldiers Hill	4	House	\$950,000	04 Mar 2026

SOLDIERS HILL SUBURB REPORT

Address	Bedrooms	Type	Price	Sold
 326 Ligar St Soldiers Hill	3	House	\$485,000	03 Mar 2026
 203 Howitt St Soldiers Hill	3	House	\$787,500	27 Feb 2026
 103 Howitt St Soldiers Hill	3	House	\$675,000	20 Feb 2026
 816 Lydiard St Soldiers Hill	3	House	\$1,370,000	05 Feb 2026
 511 Havelock St Soldiers Hill	3	House	\$800,000	16 Jan 2026
 408 Howard St Soldiers Hill	3	House	\$495,000	13 Jan 2026
 314 Doveton St Soldiers Hill	3	House	\$540,000	27 Dec 2025
 303 Ligar St Soldiers Hill	2	House	\$440,000	22 Dec 2025
 101 Comb St Soldiers Hill	3	House	\$532,000	20 Dec 2025
 201 Clarendon St Soldiers Hill	4	House	\$635,000	18 Dec 2025

SOLDIERS HILL SUBURB REPORT

Address	Bedrooms	Type	Price	Sold
 12 Chisholm St Soldiers Hill	3	House	\$910,000	16 Dec 2025
 806 Doveton St.N Soldiers Hill	3	House	\$550,000	15 Dec 2025
 406 Lydiard St.N Soldiers Hill	3	House	\$550,000	12 Dec 2025
 406 Lydiard St Soldiers Hill	4	House	\$550,000	10 Dec 2025
 210 Brougham St Soldiers Hill	3	House	\$615,000	10 Dec 2025
 308 Crompton St Soldiers Hill	2	House	\$401,000	10 Dec 2025
 709 Gregory St Soldiers Hill	3	House	\$765,000	08 Dec 2025
 106 Howard St Soldiers Hill	3	House	\$830,000	05 Dec 2025
 806 Doveton St SOLDIERS HILL	3	House	\$550,000	03 Dec 2025
 1 Brougham St SOLDIERS HILL	3	House	\$745,000	01 Dec 2025



Jellis Craig Ballarat
1211 Sturt Street, Ballarat
03 5329 2500

Jellis Craig acknowledges and pays our respects to the Bunurong People, the Wadawurrung People, the Dja Dja Wurrung People and the Wurundjeri People as the Traditional Owners and original custodians of the lands on which Jellis Craig operates.

Data is current as of PDF generation date 01/05/2026

- 1 Property Data Online, updated quarterly for the past 12 months
- 2 Property Data Online, updated daily for the past 12 months
- 3 Property Data Online, updated daily for the past quarter
- 4 Jellis Craig's average inspection attendance per listing (houses) over the last 12 months, updated daily
- 5 2021 Australian Census
- 6 Property Data Online, updated daily

This publication contains data, analytics, statistics and other information supplied by PROPERTYDATAONLINE PTY LTD (PropertyData). The data provided in this publication is of a general nature and should not be construed as specific advice or relied upon in lieu of appropriate professional advice.

PropertyData relies upon data supplied by third parties and while the data is checked and reviewed, PropertyData does not warrant the accuracy or completeness of the information to the full extent permitted by the law and excludes all loss or damage howsoever arising (including through negligence) in connection with the data supplied by PropertyData. The State of Victoria owns the copyright in the Property Sales Data and reproduction of that data in any way without the consent of the State of Victoria will constitute a breach of the Copyright Act 1968 (cth). The State of Victoria does not warrant the accuracy or completeness of the Property Sales Data and any person using or relying upon such information does so on the basis that the State of Victoria accepts no responsibility or liability whatsoever for any errors, faults, defects or omissions in the information supplied.