

JellisCraig

SOUTH MORANG

Suburb Report

Know your neighbourhood.



SOUTH MORANG SUBURB REPORT

Median House Price*

Median

\$808k

Quarterly Price Change

2.27% ↑

Median Unit Price*

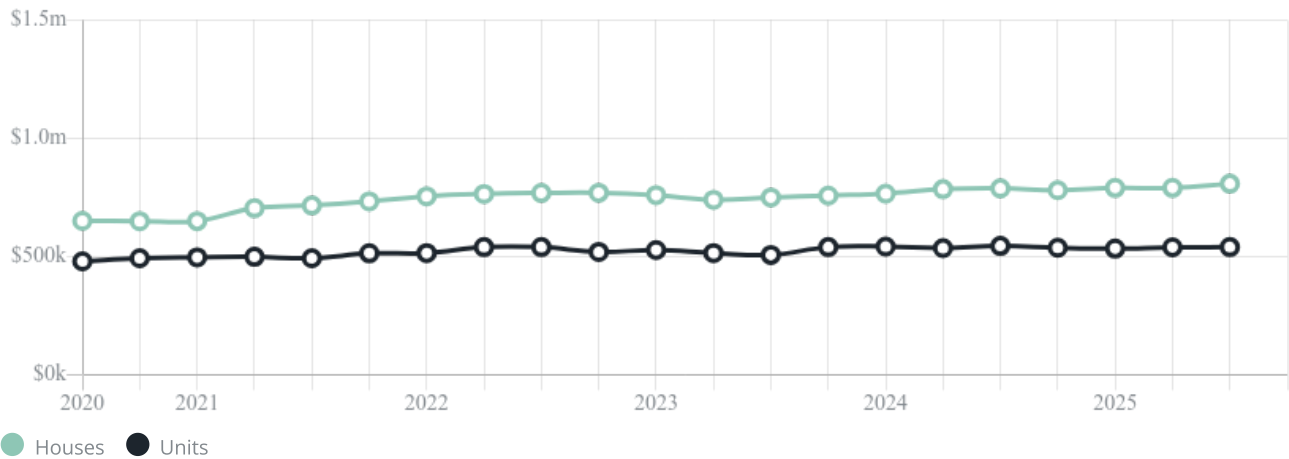
Median

\$540k

Quarterly Price Change

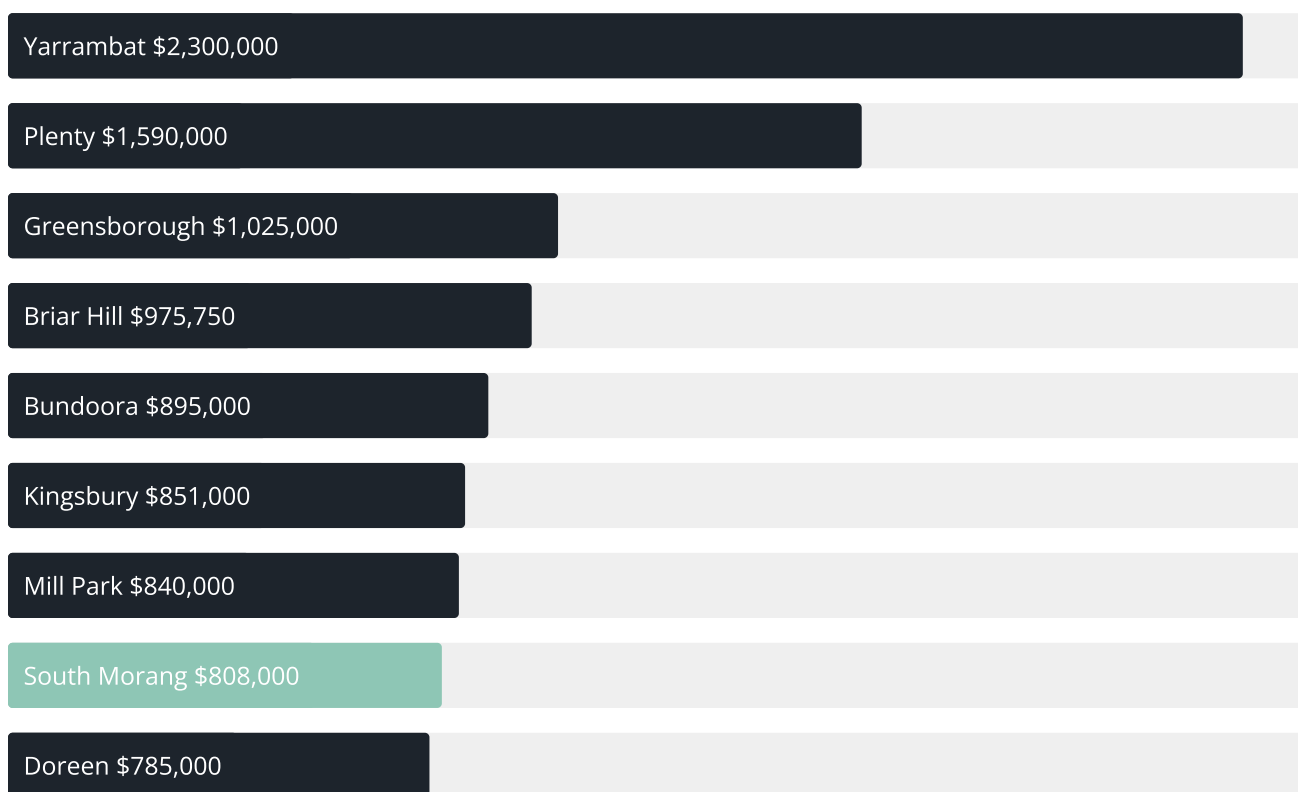
0.18% ↑

Quarterly Price Change*

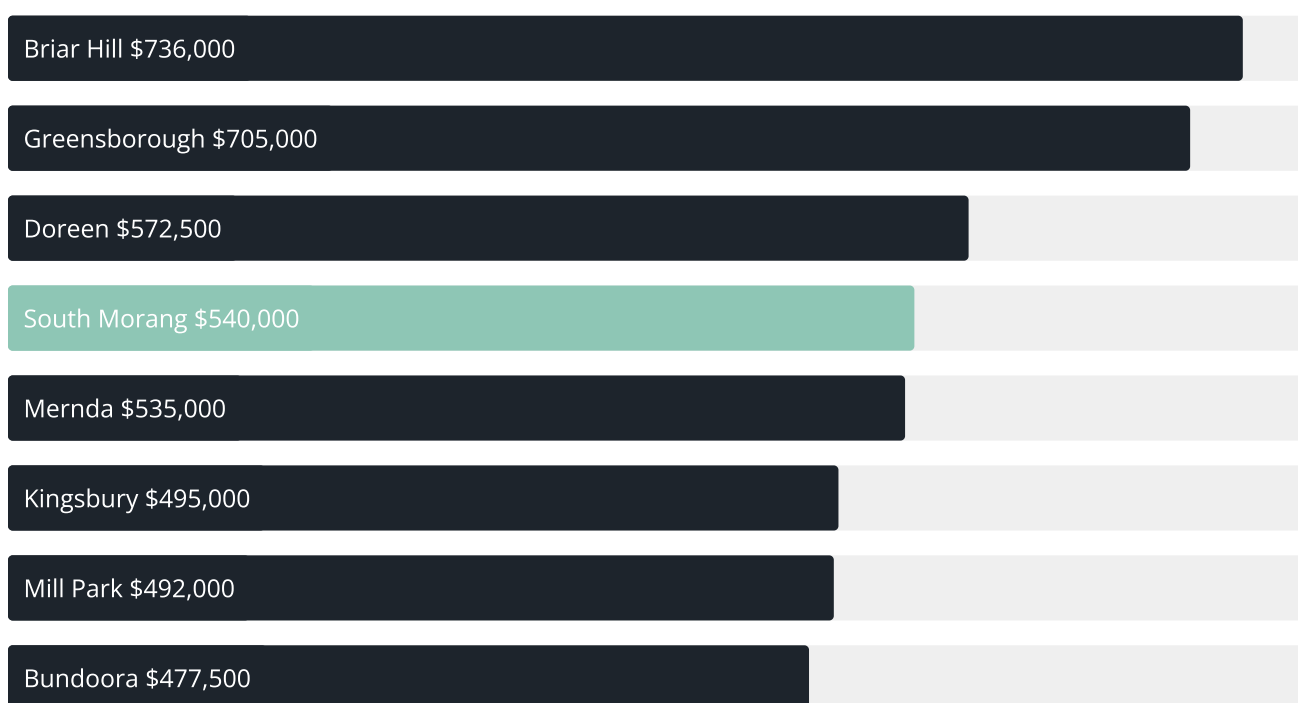


SOUTH MORANG SUBURB REPORT

Median House Sale Price^{*}



Median Unit Sale Price^{*}



SOUTH MORANG SUBURB REPORT

Sale Method*



● Auction 64%
● Private 36%

Auction Clearance Rate*

88.75%

Median Days on Market^

24 days

Average Hold Period*

8.2 years

Dwelling Type^



● Houses 84% ● Units 16%

Ownership^



● Owned Outright 25% ● Mortgaged 56% ● Rented 19%

Population^

24,989

Median Asking Rent per week*

\$570

Population Growth^

3.86%

Rental Yield*

3.64%

Median Age^











36 years

Median Household Size^











3 people

SOUTH MORANG SUBURB REPORT











Discover a snapshot of the most recent results for this suburb, to view the full 12 months of sales history, please go to jellisicraig.com.au/suburbinsights

Address	Bedrooms	Type	Price	Sold
 11 Decore Dr South Morang	3	House	\$650,000	29 Nov 2025
 20 Sandpiper Way South Morang	4	House	\$1,000,000	29 Nov 2025
 6 Ultimo Pl South Morang	4	House	\$930,000	29 Nov 2025
 80 Trinity Way South Morang	5	House	\$1,052,000	26 Nov 2025
 1/13 Payne Pl South Morang	2	House	\$485,000	25 Nov 2025
 13 Parlette Tce South Morang	5	House	\$1,170,000	22 Nov 2025
 3 Camden Cl South Morang	4	House	\$813,000	22 Nov 2025
 19 Featherpark Tce South Morang	5	House	\$1,025,000	22 Nov 2025
 25 Violet Vst South Morang	4	House	\$765,000	22 Nov 2025
 16 Neddletail Cr South Morang	3	House	\$815,000	22 Nov 2025

SOUTH MORANG SUBURB REPORT

Address	Bedrooms	Type	Price	Sold
 90 Hawkstowe Pde South Morang	4	House	\$951,500	22 Nov 2025
 26 Birdseye Pde South Morang	4	House	\$1,190,000	15 Nov 2025
 46 Lanata St South Morang	4	House	\$899,000	15 Nov 2025
 5 Billow Wlk South Morang	3	Townhouse	\$570,000	15 Nov 2025
 6 Estate Pl South Morang	3	House	\$718,000	15 Nov 2025
 31 Axa Way SOUTH MORANG	4	House	\$790,500	15 Nov 2025
 21 Conelly Way South Morang	3	House	\$832,000	15 Nov 2025
 12 Angela Ct South Morang	3	House	\$865,000	15 Nov 2025
 30 Kumara Cirt South Morang	3	House	\$782,000	13 Nov 2025
 2/19 Kelvin Gr South Morang	2	House	\$530,000	12 Nov 2025

SOUTH MORANG SUBURB REPORT

Address	Bedrooms	Type	Price	Sold
 88 Vincent Dr South Morang	4	House	\$900,000	08 Nov 2025
 6 Newell St South Morang	3	House	\$650,000	08 Nov 2025
 14 Bonniebird La South Morang	4	Townhouse	\$735,000	08 Nov 2025
 13 Ferngully Cr South Morang	4	House	\$1,020,000	08 Nov 2025
 7/881 Plenty Rd SOUTH MORANG	3	Unit	\$637,000	06 Nov 2025
 7 Grattan St South Morang	4	House	\$780,500	01 Nov 2025
 10 Stilford St South Morang	3	House	\$792,000	30 Oct 2025
 5 Songbird Cr South Morang	5	House	\$940,000	30 Oct 2025
 14 Serendip Av South Morang	4	House	\$850,000	30 Oct 2025
 1/4 Vangelica Way South Morang	2	Townhouse	\$507,000	28 Oct 2025



Eltham Office
1022 Main Road, Eltham
03 9431 1222

jellisraig.com.au

Data is current as of PDF generation date 01/12/2025

* Updated Quarterly for the past 12 months

^ Updated daily for the past quarter

~ Updated daily: 33 recent results.

This publication contains data, analytics, statistics and other information supplied by PROPERTYDATAONLINE PTY LTD (PropertyData). The data provided in this publication is of a general nature and should not be construed as specific advice or relied upon in lieu of appropriate professional advice.

PropertyData relies upon data supplied by third parties and while the data is checked and reviewed, PropertyData does not warrant the accuracy or completeness of the information to the full extent permitted by the law and excludes all loss or damage howsoever arising (including through negligence) in connection with the data supplied by PropertyData. The State of Victoria owns the copyright in the Property Sales Data and reproduction of that data in any way without the consent of the State of Victoria will constitute a breach of the Copyright Act 1968 (cth). The State of Victoria does not warrant the accuracy or completeness of the Property Sales Data and any person using or relying upon such information does so on the basis that the State of Victoria accepts no responsibility or liability whatsoever for any errors, faults, defects or omissions in the information supplied.