



South Morang

# Suburb Report



Your connection to property insights



**JellisCraig**

SOUTH MORANG SUBURB REPORT

Median house price<sup>1</sup>

Median

\$821k

Quarterly price change

1.82% ↑

Median unit price<sup>1</sup>

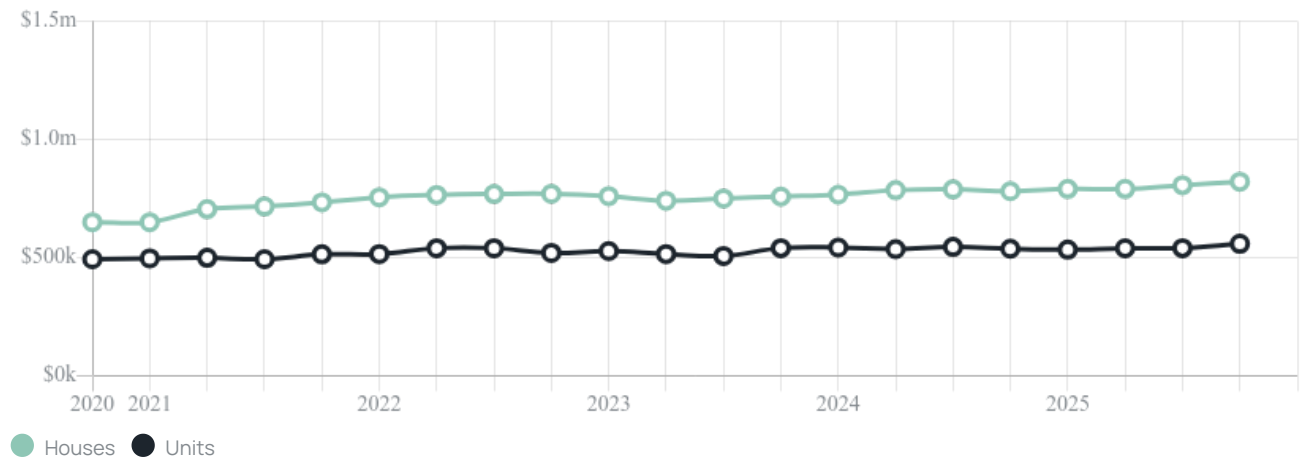
Median

\$559k

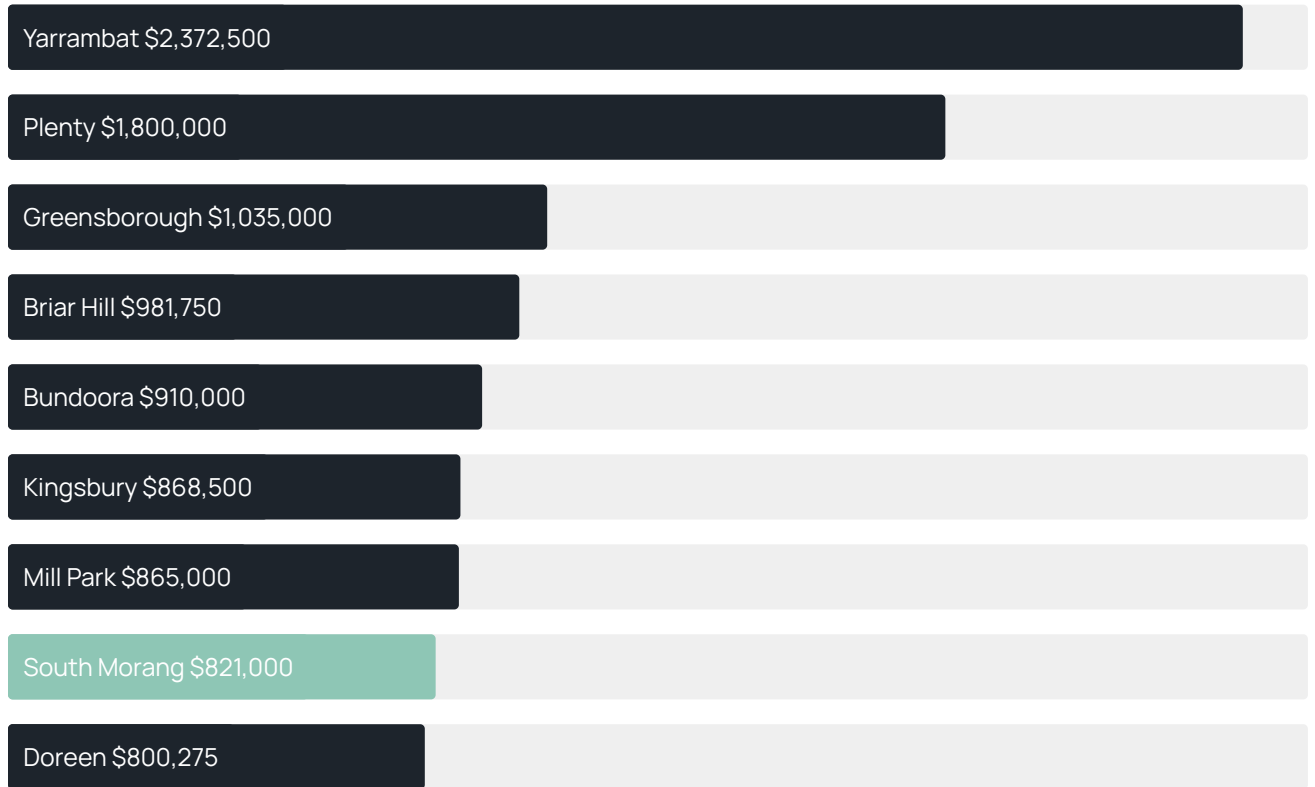
Quarterly price change

3.42% ↑

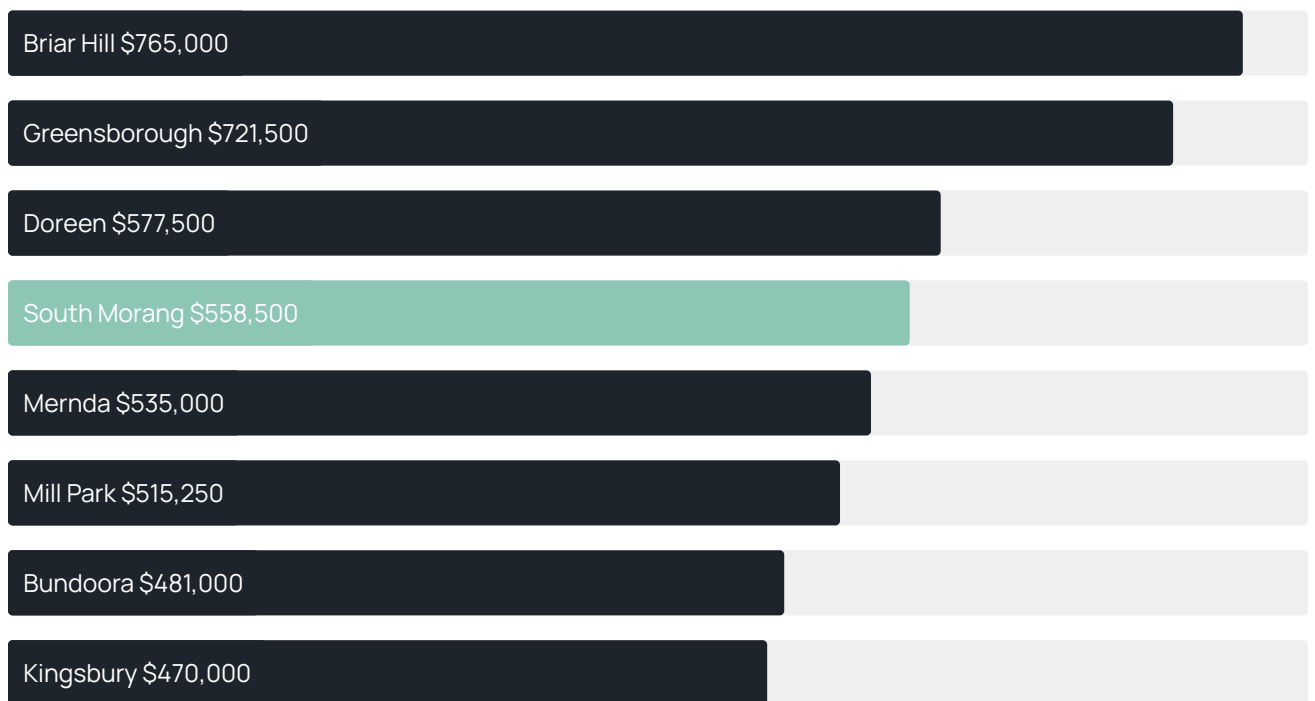
Quarterly price change<sup>1</sup>



### Median house price<sup>1</sup>



### Median unit price<sup>1</sup>



Sale method<sup>2</sup>



Auction clearance rate<sup>3</sup>

82.81%

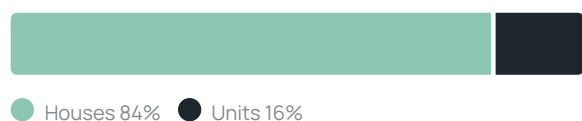
Median days on market<sup>3</sup>

26 days

Average hold period<sup>1</sup>

8.2 years

Dwelling type<sup>5</sup>



Ownership<sup>5</sup>



Population<sup>5</sup>

24,989

Median asking rent<sup>1</sup>

\$570 per week

Population growth<sup>5</sup>

3.86%

Rental yield<sup>1</sup>

3.64%

Median age<sup>5</sup>

36 years











Median household size<sup>5</sup>

3 people











SOUTH MORANG SUBURB REPORT

## Recent South Morang sales











Discover a snapshot of the most recent results for this suburb, to view the full 12 months of sales history, please go to [jellisraig.com.au/suburb-reports](http://jellisraig.com.au/suburb-reports)

Address	Bedrooms	Type	Price	Sold
 1 Chalon Pl South Morang	3	House	\$770,000	30 Mar 2026
 3 Strahan Pl South Morang	3	House	\$879,000	28 Mar 2026
 21 Hawkstowe Pde South Morang	4	House	\$1,260,000	28 Mar 2026
 15 Paddys Pl South Morang	3	House	\$767,000	28 Mar 2026
 35 Glenorchy Way South Morang	2	House	\$556,000	26 Mar 2026
 18 Comata Way South Morang	4	House	\$870,000	24 Mar 2026
 15 Wattlebird Wlk South Morang	4	House	\$980,000	23 Mar 2026
 4/3 Furci Ct South Morang	3	Unit	\$615,000	21 Mar 2026
 5 Grattan St South Morang	3	House	\$852,000	21 Mar 2026
 19 Amcury St South Morang	3	House	\$740,000	21 Mar 2026

## SOUTH MORANG SUBURB REPORT

Address	Bedrooms	Type	Price	Sold
 4 Treeview Dr South Morang	4	House	\$765,000	21 Mar 2026
 3 Gardense Pde South Morang	3	House	\$775,000	21 Mar 2026
 14 Midnight Cirt South Morang	4	House	\$670,000	21 Mar 2026
 6 Jackson St South Morang	3	House	\$765,000	21 Mar 2026
 17 Stagecoach Blvd South Morang	4	House	\$865,000	17 Mar 2026
 113 Vincent Dr South Morang	3	House	\$747,000	17 Mar 2026
 7/191 Gordons Rd SOUTH MORANG	3	Unit	\$563,000	16 Mar 2026
 88a Gorge Rd South Morang	4	House	\$705,000	15 Mar 2026
 108 Stagecoach Blvd South Morang	3	House	\$997,000	14 Mar 2026
 15 Lapwing Rd South Morang	5	House	\$970,000	14 Mar 2026

## SOUTH MORANG SUBURB REPORT

Address	Bedrooms	Type	Price	Sold
 26 Kumara Cirt South Morang	3	House	\$804,000	14 Mar 2026
 14 Serenity Way South Morang	3	Unit	\$530,000	14 Mar 2026
 1 Jackson St South Morang	3	House	\$720,000	14 Mar 2026
 7 Auburn Rd South Morang	4	House	\$869,000	14 Mar 2026
 4 Dolphin Dr SOUTH MORANG	3	House	\$781,000	14 Mar 2026
 12 Caddy Ct South Morang	4	House	\$825,000	13 Mar 2026
 6 Sian Ct South Morang	3	House	\$878,000	13 Mar 2026
 107 Grange Dr South Morang	2	House - Semi-detached	\$460,000	11 Mar 2026
 32 Lanata St South Morang	4	House	\$1,080,000	07 Mar 2026
 1 Lister St South Morang	3	House	\$772,500	04 Mar 2026



**Jellis Craig Eltham**  
1022 Main Road, Eltham  
03 9431 1222

Jellis Craig acknowledges and pays our respects to the Bunurong People, the Wadawurrung People, the Dja Dja Wurrung People and the Wurundjeri People as the Traditional Owners and original custodians of the lands on which Jellis Craig operates.

---

Data is current as of PDF generation date 01/04/2026

- 1 Property Data Online, updated quarterly for the past 12 months
- 2 Property Data Online, updated daily for the past 12 months
- 3 Property Data Online, updated daily for the past quarter
- 4 Jellis Craig's average inspection attendance per listing (houses) over the last 12 months, updated daily
- 5 2021 Australian Census
- 6 Property Data Online, updated daily

This publication contains data, analytics, statistics and other information supplied by PROPERTYDATAONLINE PTY LTD (PropertyData). The data provided in this publication is of a general nature and should not be construed as specific advice or relied upon in lieu of appropriate professional advice.

PropertyData relies upon data supplied by third parties and while the data is checked and reviewed, PropertyData does not warrant the accuracy or completeness of the information to the full extent permitted by the law and excludes all loss or damage howsoever arising (including through negligence) in connection with the data supplied by PropertyData. The State of Victoria owns the copyright in the Property Sales Data and reproduction of that data in any way without the consent of the State of Victoria will constitute a breach of the Copyright Act 1968 (cth). The State of Victoria does not warrant the accuracy or completeness of the Property Sales Data and any person using or relying upon such information does so on the basis that the State of Victoria accepts no responsibility or liability whatsoever for any errors, faults, defects or omissions in the information supplied.